



US00D487790S

(12) **United States Design Patent**
Freed

(10) **Patent No.:** **US D487,790 S**

(45) **Date of Patent:** **** Mar. 23, 2004**

(54) **MAGAZINE SURROUND**

2002/0029506 A1 * 3/2002 Wollmann 42/50

(76) Inventor: **Robert Freed**, 15016 59th Pl. NE.,
Kenmore, WA (US) 98028

* cited by examiner

(**) Term: **14 Years**

Primary Examiner—Louis S. Zarfes
Assistant Examiner—Monica A. Weingart
(74) *Attorney, Agent, or Firm*—James L Davison

(21) Appl. No.: **29/167,737**

(57) **CLAIM**

(22) Filed: **Sep. 18, 2002**

The ornamental design for a magazine surround, as shown and described.

(51) **LOC (7) Cl.** **22-01**

(52) **U.S. Cl.** **D22/108**

(58) **Field of Search** D22/100, 108,
D22/199; 42/7, 40, 50, 49.02, 70.01, 70.11,
71.02, 75.02, 84, 90; 89/33.1, 146, 195

DESCRIPTION

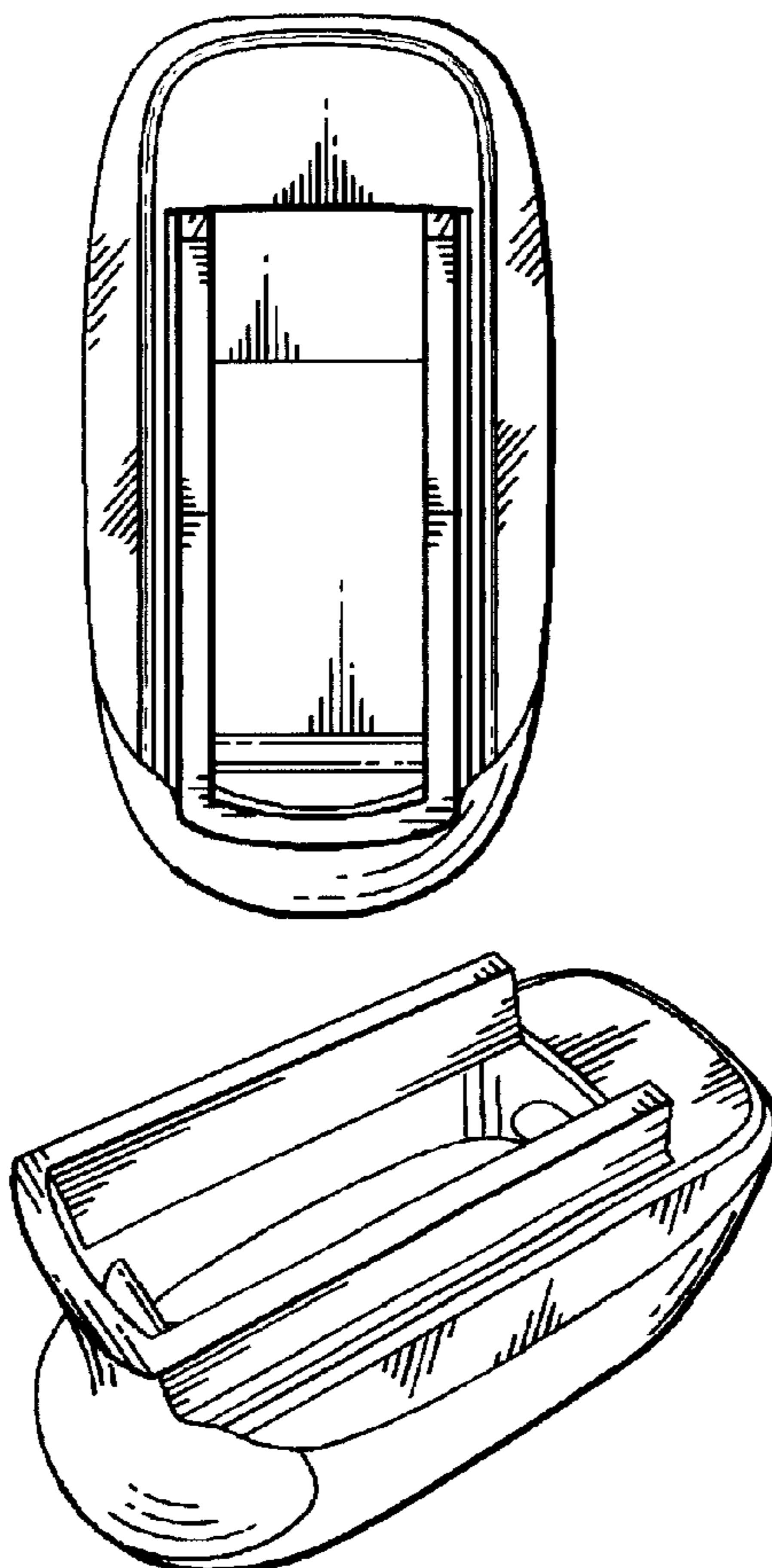
(56) **References Cited**

U.S. PATENT DOCUMENTS

4,495,720	A	*	1/1985	Bross	42/7
4,862,619	A	*	9/1989	Baldus et al.	42/7
5,081,778	A	*	1/1992	Switzer	42/50
D344,780	S	*	3/1994	Jenkins	D22/108
5,357,703	A	*	10/1994	Chesnut et al.	42/50
5,666,752	A	*	9/1997	Grams	42/49.02

FIG. 1 is a top view of the magazine surround showing my new design;
FIG. 2 is a front view thereof;
FIG. 3 is a left side view thereof; and,
FIG. 4 is a top left elevation view thereof.
The right side view is a mirror image of the left side view.
My magazine surround is characterized by the smooth esthetic interface it provides between bottom portion of a pistol grip and the exposed metal flange of an extended ammunition magazine.

1 Claim, 1 Drawing Sheet



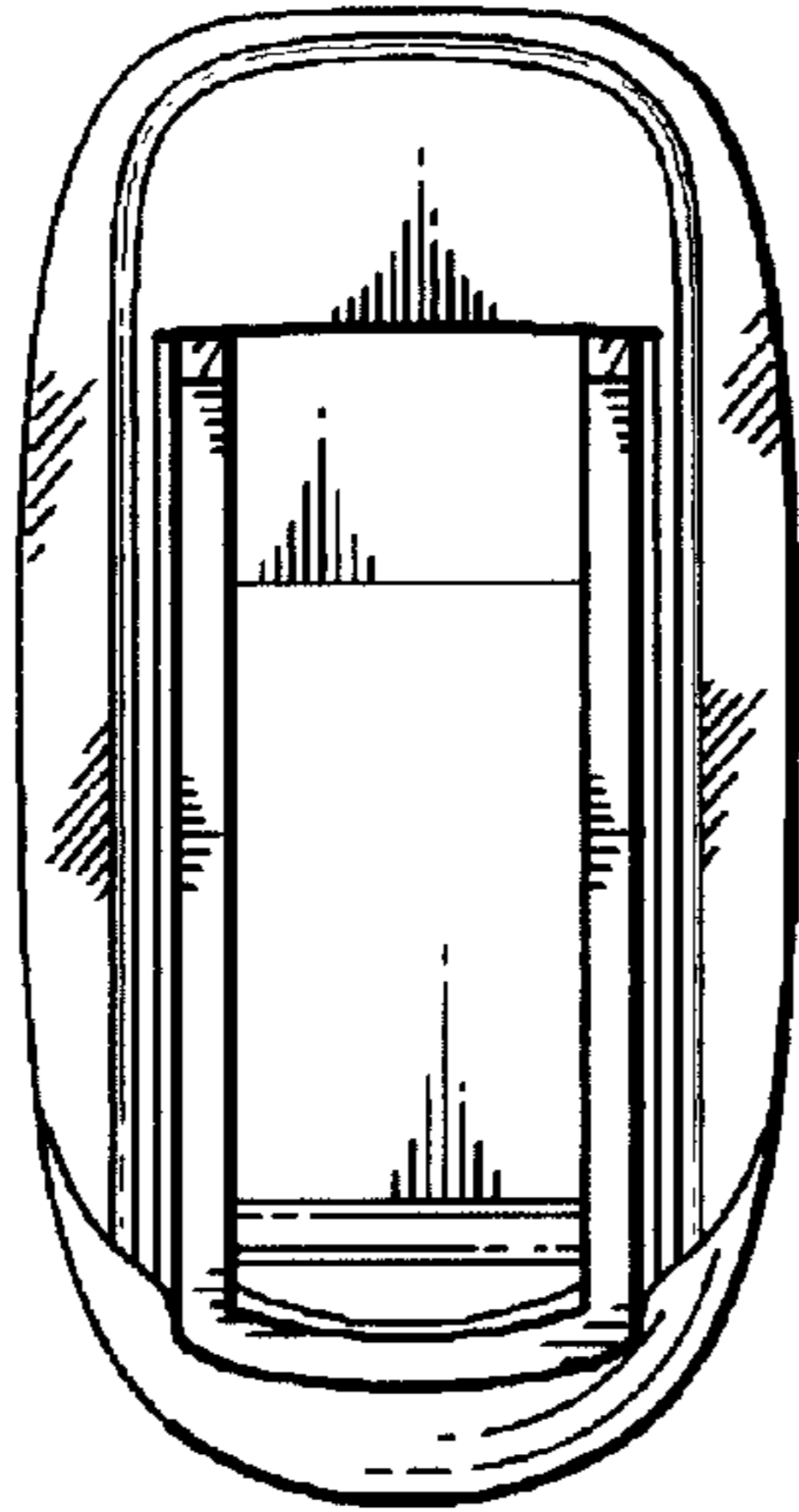


Fig. 1.




Fig. 2.

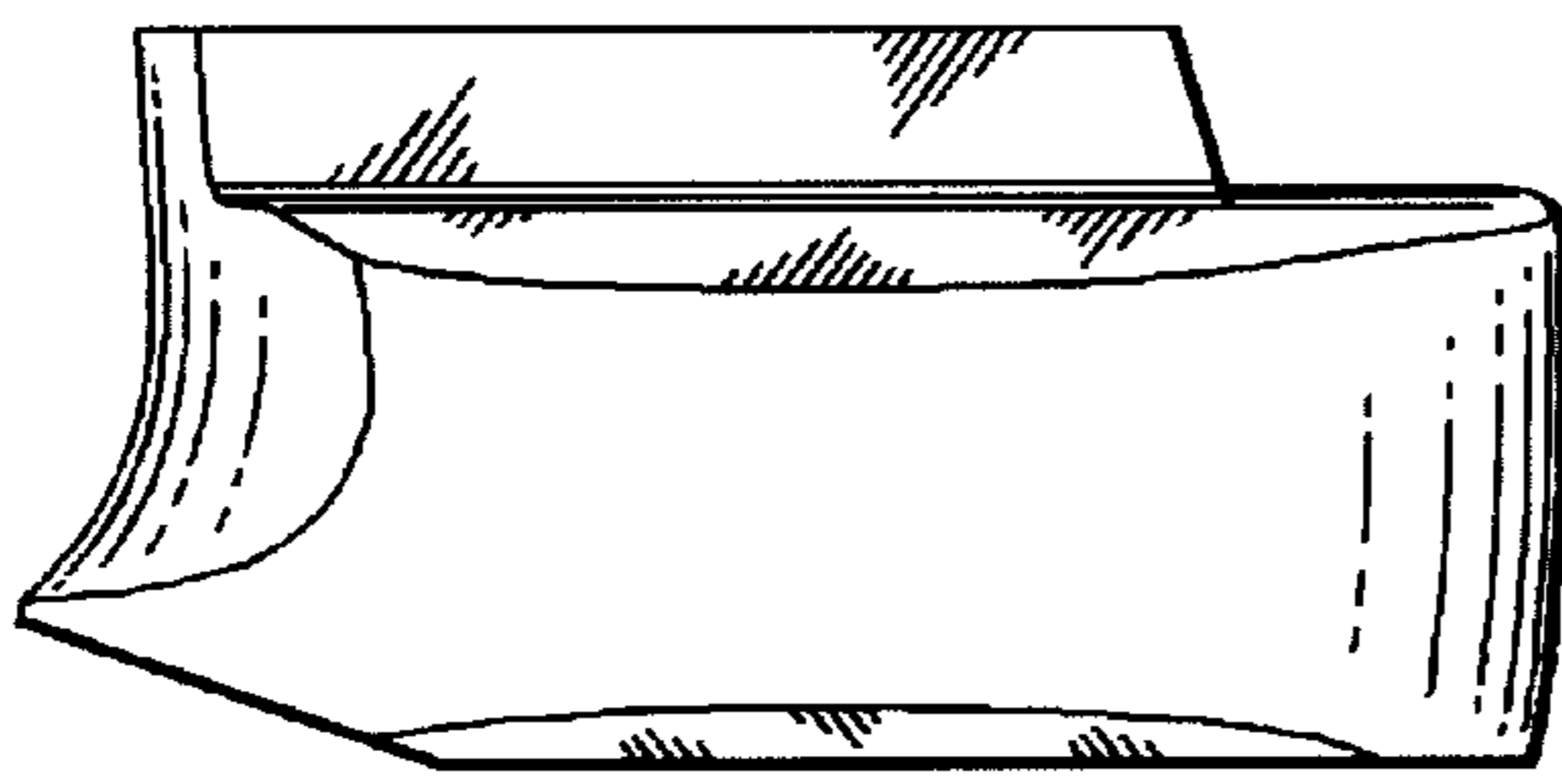


Fig. 3.




Fig. 4.