



US00D487781S

(12) **United States Design Patent**  
**Hunt**

(10) **Patent No.:** **US D487,781 S**

(45) **Date of Patent:** **\*\* Mar. 23, 2004**

(54) **TAG HOLDER**

(76) **Inventor:** **Kimberly Hunt**, 117 Cascade Dr., West  
Amherst, NY (US) 14228

(\*\*) **Term:** **14 Years**

(21) **Appl. No.:** **29/178,087**

(22) **Filed:** **Mar. 20, 2003**

(51) **LOC (7) Cl.** ..... **20-02**

(52) **U.S. Cl.** ..... **D20/42**

(58) **Field of Search** ..... D20/10, 22, 40,  
D20/42, 43, 44, 99; D8/373, 380; D19/20;  
D25/119, 121, 122, 124; 40/124.01, 124.05,  
584, 642.01, 642.02, 649, 653, 654.01,  
661, 661.03; 52/522; 248/214, 215

(56) **References Cited**

**U.S. PATENT DOCUMENTS**

D199,020 S \* 9/1964 Beddor ..... D20/43  
D205,987 S \* 10/1966 McCormick ..... D20/43  
D238,412 S \* 1/1976 Albert ..... D20/44

D245,066 S \* 7/1977 Taub ..... D20/44

D261,013 S \* 9/1981 DeMars ..... D20/42

5,087,007 A \* 2/1992 Gaderick ..... 248/215

5,240,212 A \* 8/1993 Brodie ..... 248/214

6,119,990 A \* 9/2000 Kump et al. .... 248/220.22

\* cited by examiner

*Primary Examiner*—Robert M. Spear

(74) *Attorney, Agent, or Firm*—Simpson & Simpson, PLLC

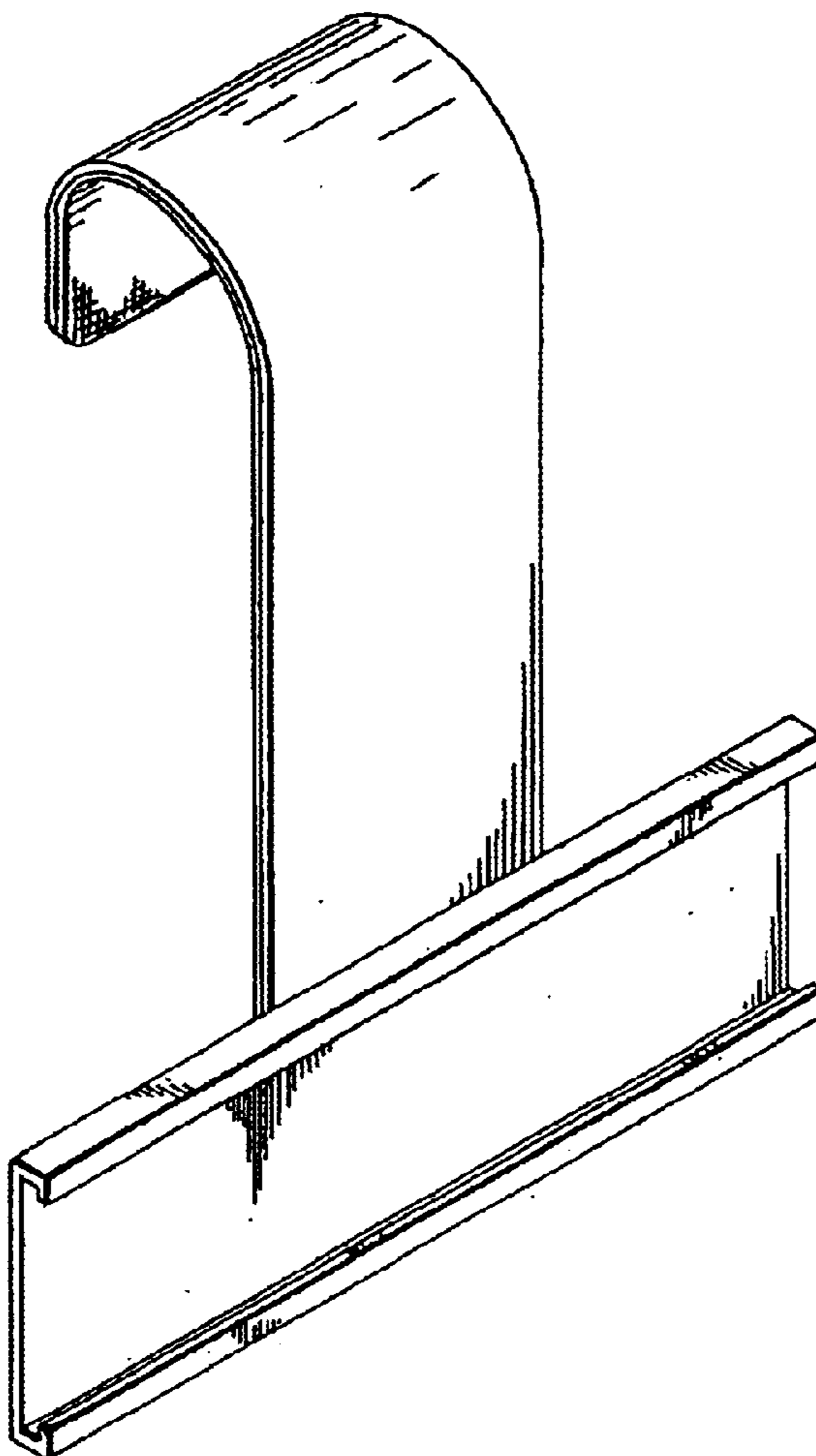
(57) **CLAIM**

The ornamental design for a tag holder, as shown and described.

**DESCRIPTION**

FIG. 1 is a perspective view of a tag holder of my invention; FIG. 2 is a front view of the tag holder of my invention; FIG. 3 is a back view of the tag holder of my invention; FIG. 4 is a side view of the tag holder of my invention. FIG. 5 is a top view of the tag holder of my invention; and, FIG. 6 is a bottom view of the tag holder of my invention.

**1 Claim, 2 Drawing Sheets**



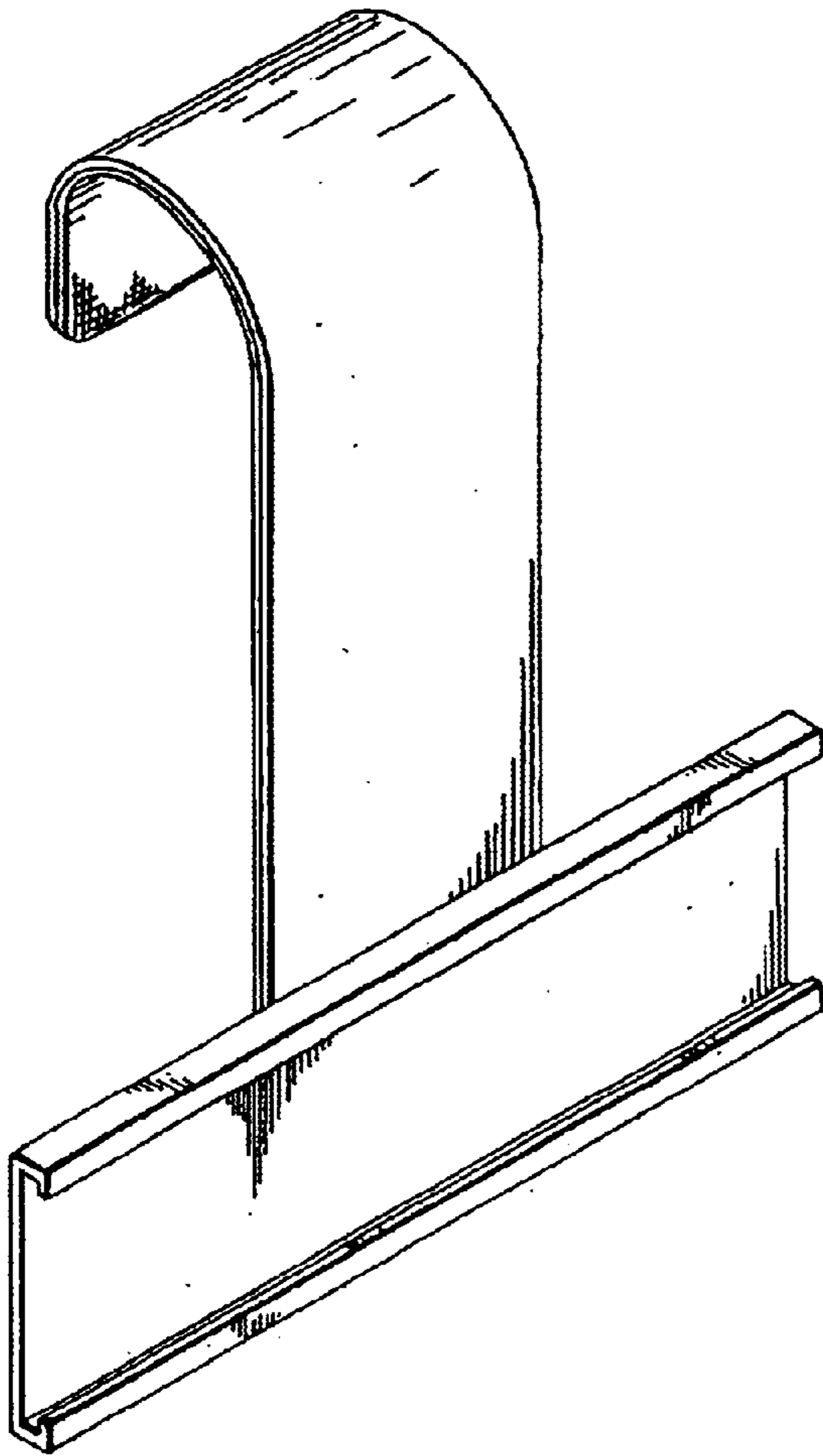
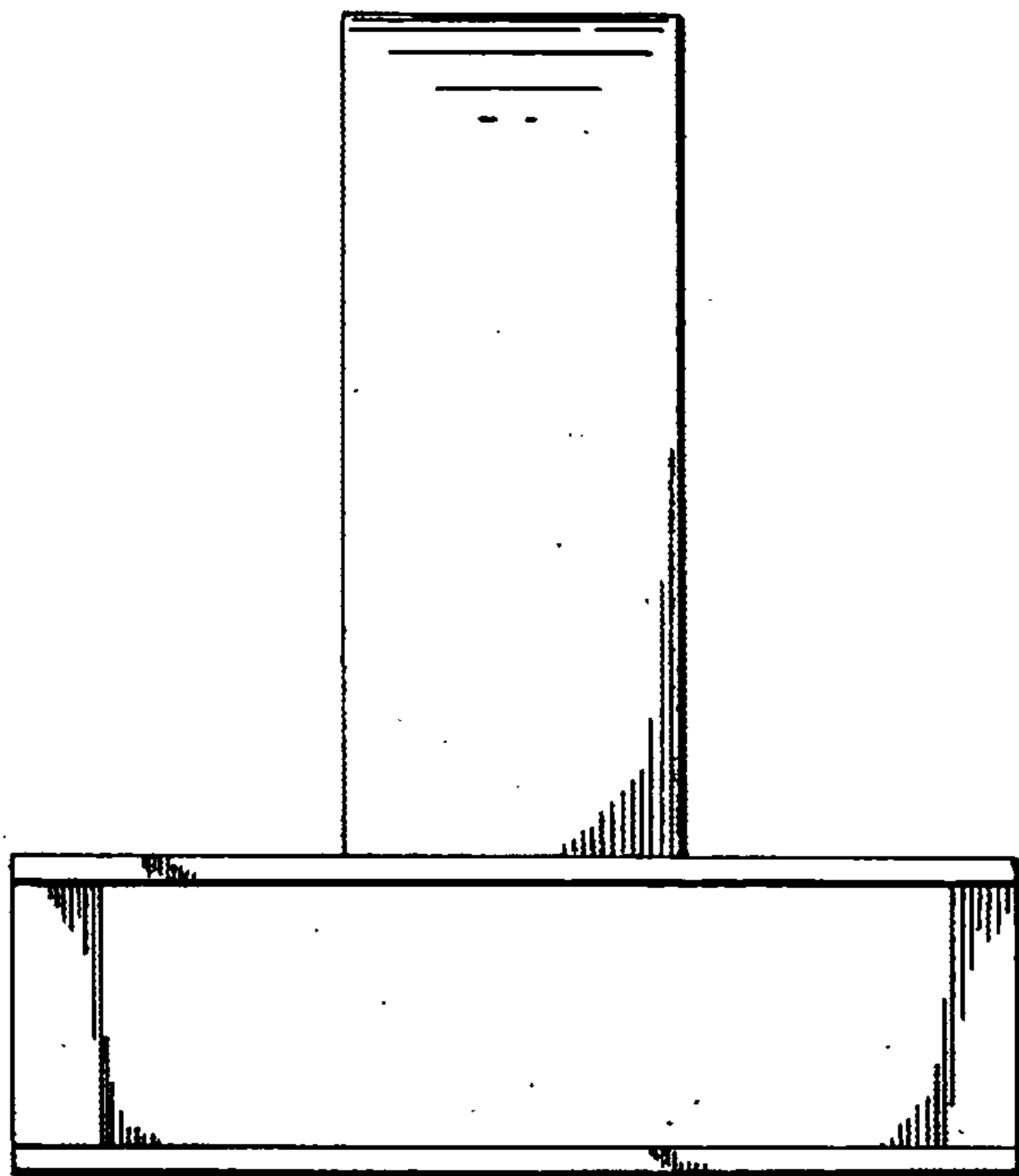


FIG. 1

FIG. 2



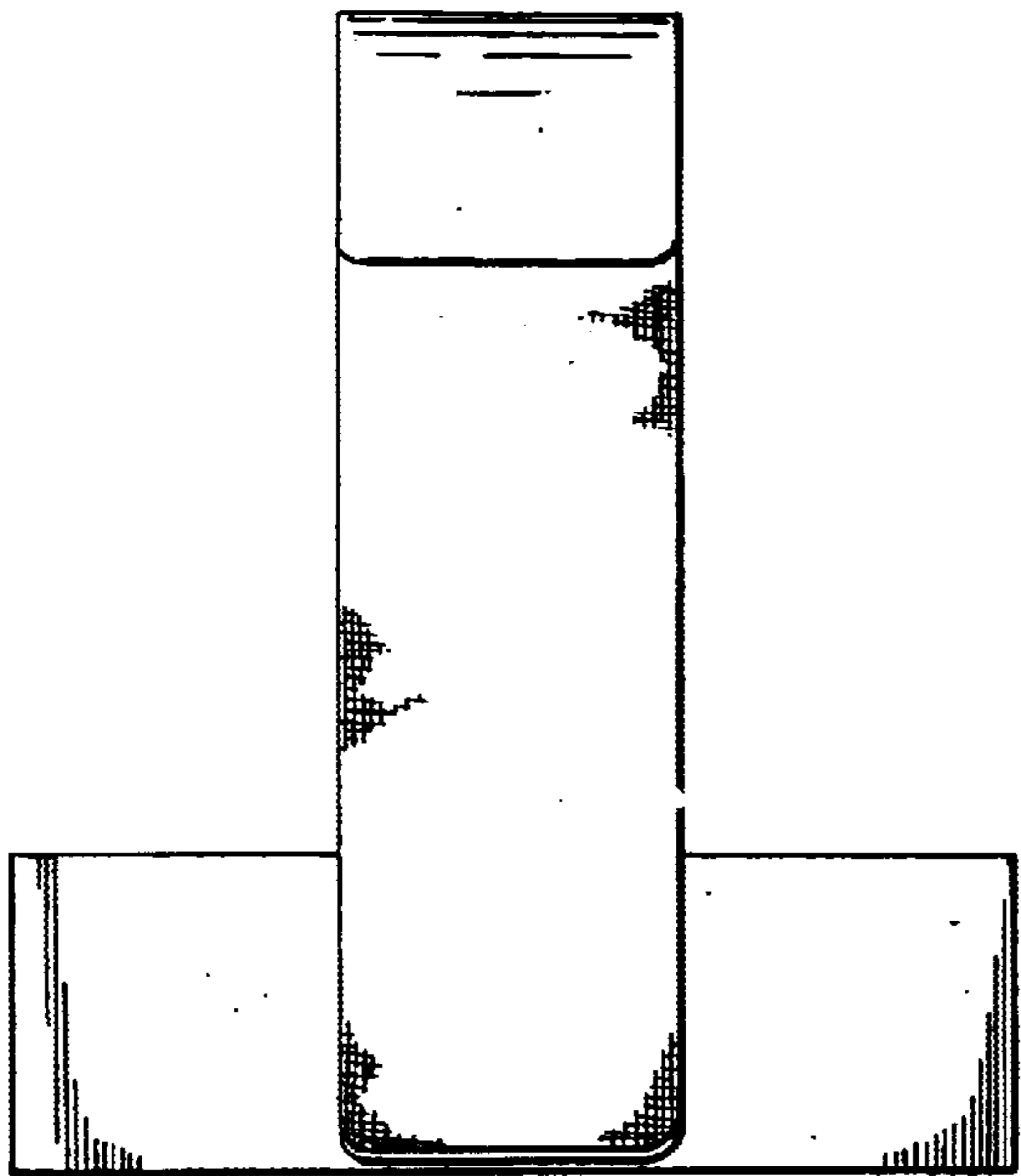


FIG. 3

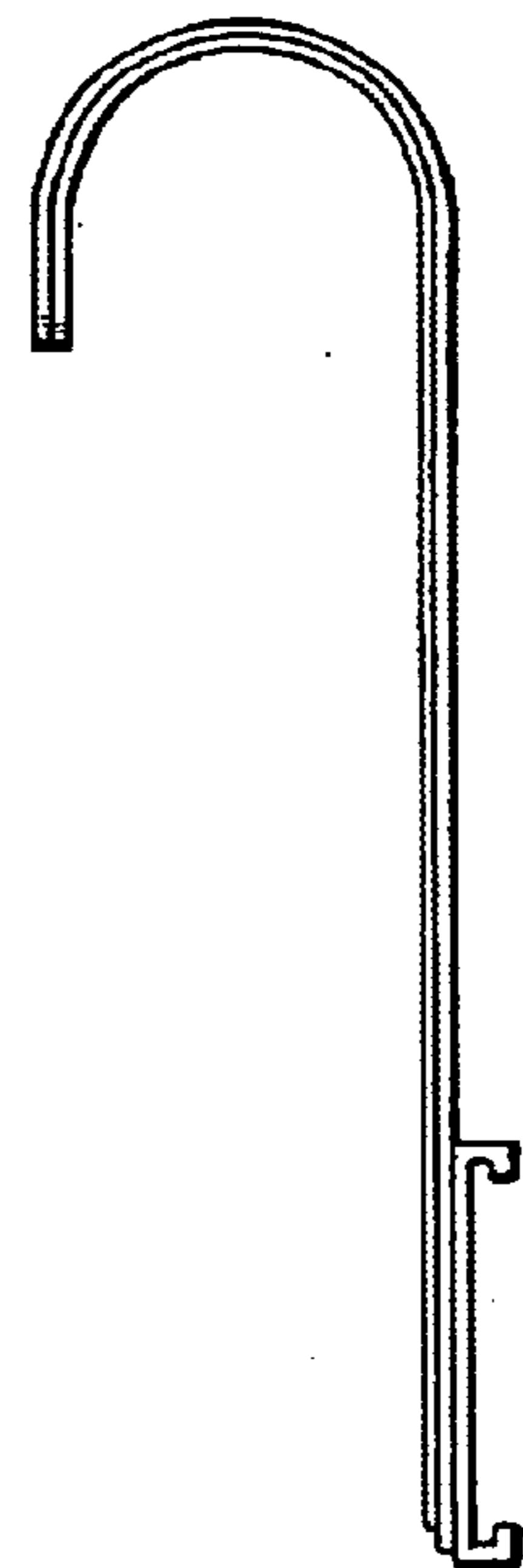


FIG. 4




FIG. 5




FIG. 6