



US00D487780S

(12) **United States Design Patent**
White

(10) **Patent No.:** **US D487,780 S**

(45) **Date of Patent:** **** Mar. 23, 2004**

(54) **DELIVERY SIGN**

(76) Inventor: **Thomas White**, 1309 L St., Belmar, NJ
(US) 07719

(**) Term: **14 Years**

(21) Appl. No.: **29/182,572**

(22) Filed: **May 27, 2003**

(51) **LOC (7) Cl.** **19-08**

(52) **U.S. Cl.** **D20/23**

(58) **Field of Search** D20/10-11, 17,
D20/19, 22-23, 40, 42, 99; D11/116; 40/124.01,
124.04, 310, 331, 552, 597, 642.01, 645;
428/542.2, 542.4, 542.6, 913.3

(56) **References Cited**

U.S. PATENT DOCUMENTS

D15,480 S	*	10/1884	Summer	D6/450
1,161,295 A	*	11/1915	Eastman	40/331
2,181,977 A	*	12/1939	Magovern	40/645
D133,460 S	*	8/1942	Gross	D11/108
D134,975 S	*	2/1943	Favari	D11/116
D207,711 S	*	5/1967	Rigby et al.	D11/95
4,897,945 A	*	2/1990	Webb	40/331
6,363,643 B1	*	4/2002	Padiak et al.	40/606.14
6,581,312 B2	*	6/2003	Padiak et al.	40/642.01

* cited by examiner

Primary Examiner—Robert M. Spear

(74) *Attorney, Agent, or Firm*—Schnader Harrison Segal &
Lewis, LLP

(57) **CLAIM**

The ornamental design for a delivery sign, as shown and described.

DESCRIPTION

FIG. 1 is an orthogonal view of a delivery sign of the invention.

FIG. 2 is a front elevation view of the delivery sign depicted in FIG. 1.

FIG. 3 is a back view of a delivery sign of the delivery sign depicted in FIG. 1.

FIG. 4 is a right side view of the delivery sign depicted in FIG. 1.

FIG. 5 is a left side view of the delivery sign depicted in FIG. 1.

FIG. 6 is a top view of the delivery sign depicted in FIG. 1.

FIG. 7 is a bottom view of the delivery sign depicted in FIG. 1.

FIG. 8 is an orthogonal view of another embodiment of a delivery sign of the invention having a suction cup mounted thereto.

FIG. 9 is a front elevation view of the delivery sign depicted in FIG. 8.

FIG. 10 is a back view of the delivery sign depicted in FIG. 8.

FIG. 11 is a right side view of the delivery sign depicted in FIG. 8.

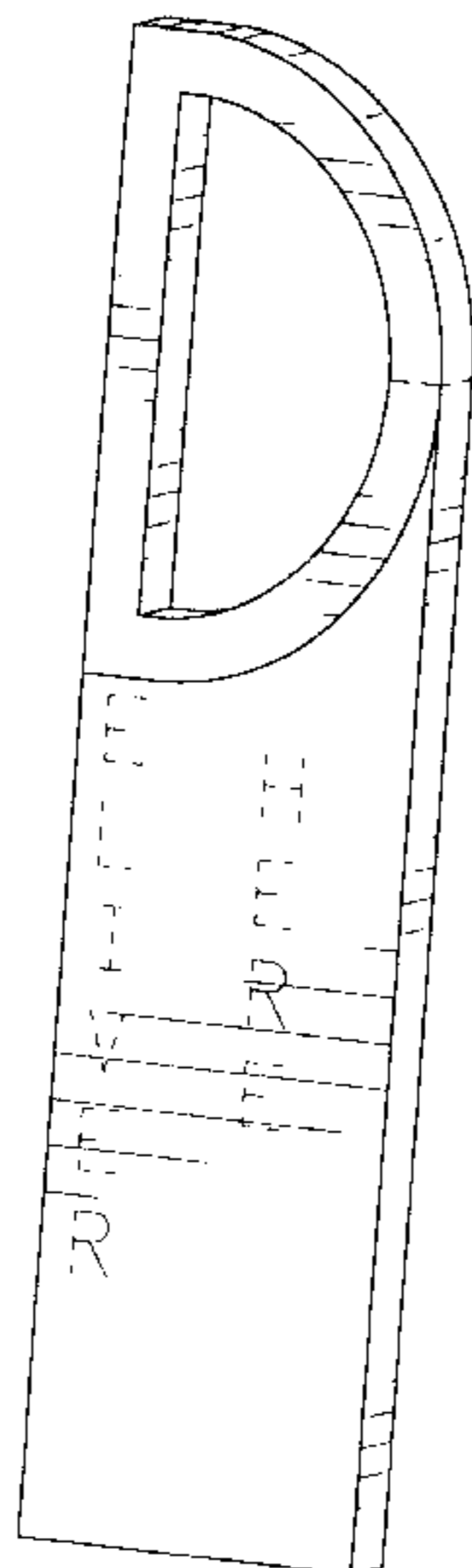
FIG. 12 is a left side view of the delivery sign depicted in FIG. 8.

FIG. 13 is a top view of the delivery sign depicted in FIG. 8; and,

FIG. 14 is a bottom view of of the delivery sign depicted in FIG. 8.

The broken lines in the drawings depict environmental structure, which forms no part of the claimed design.

1 Claim, 4 Drawing Sheets



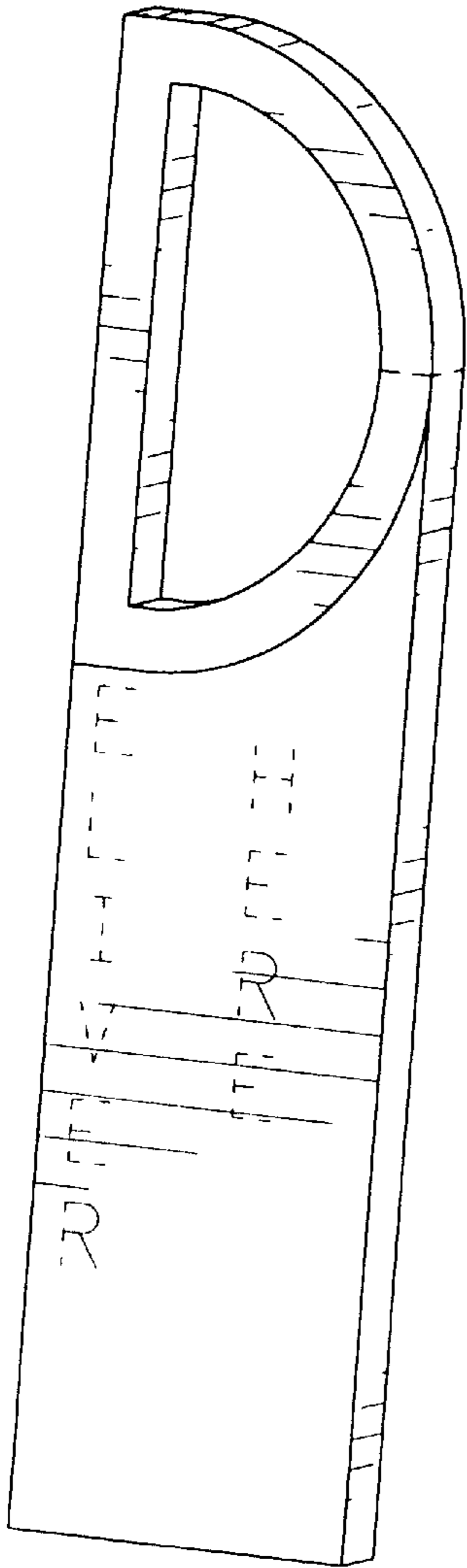


FIG. 1

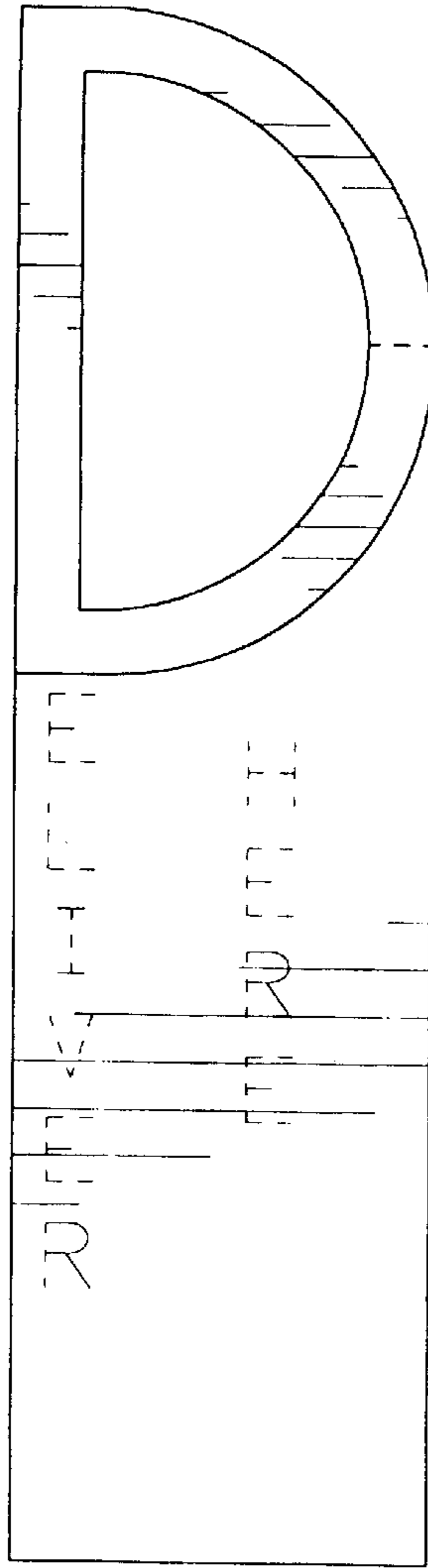


FIG. 2

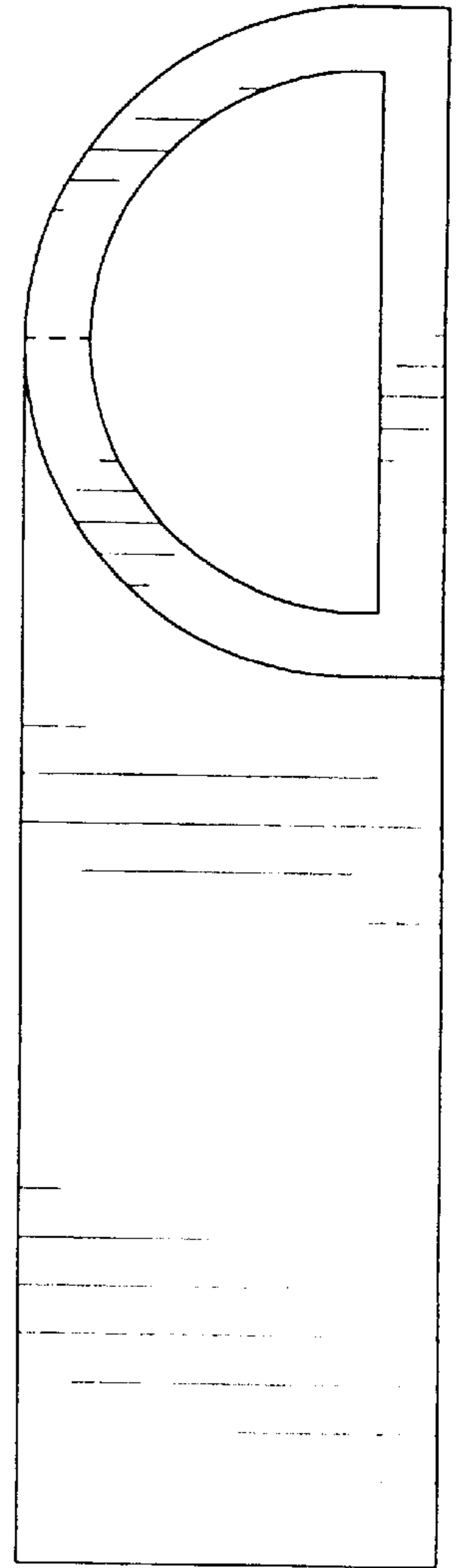


FIG. 3



FIG. 4



FIG. 5

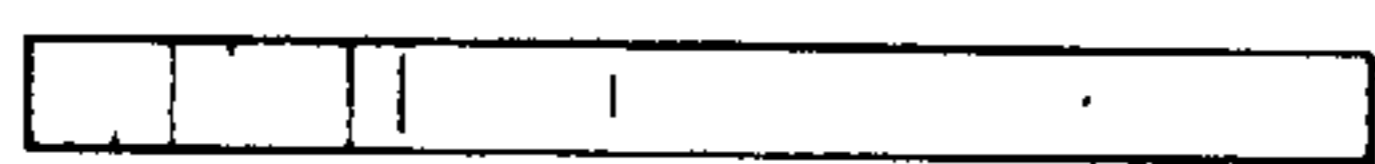


FIG. 6

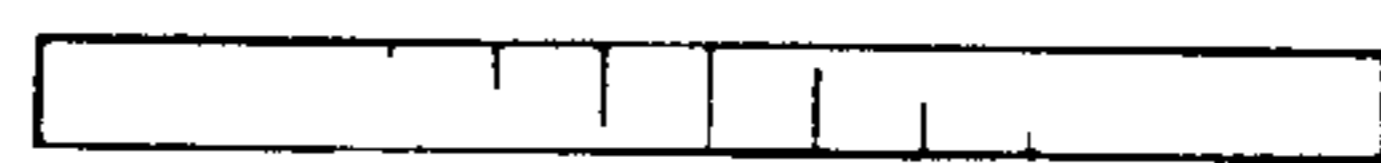


FIG. 7

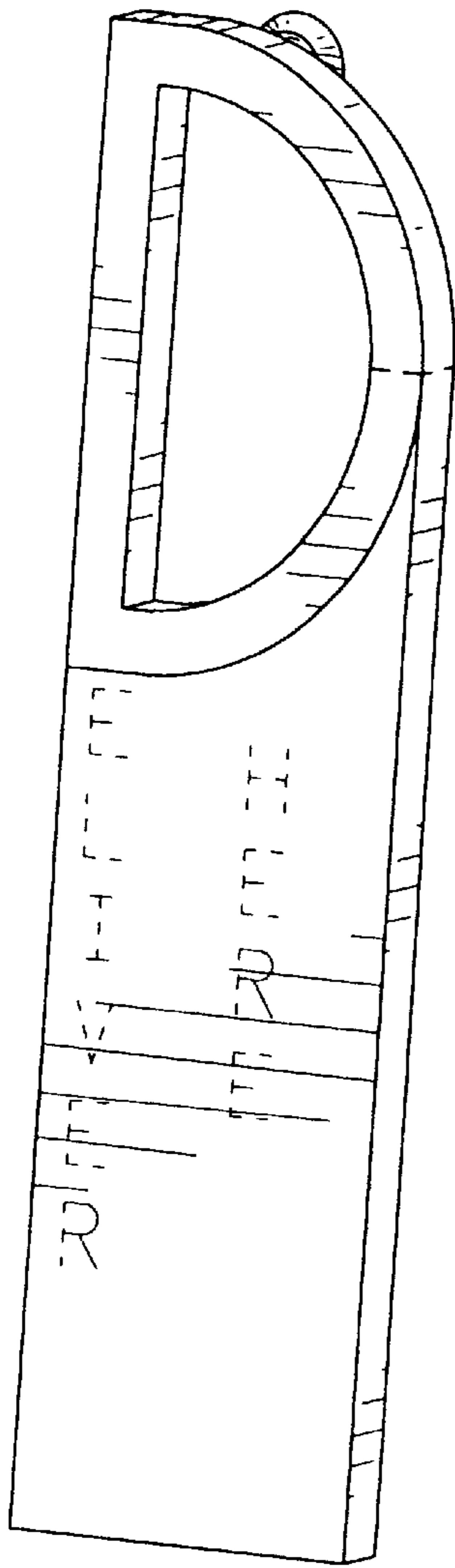


FIG. 8

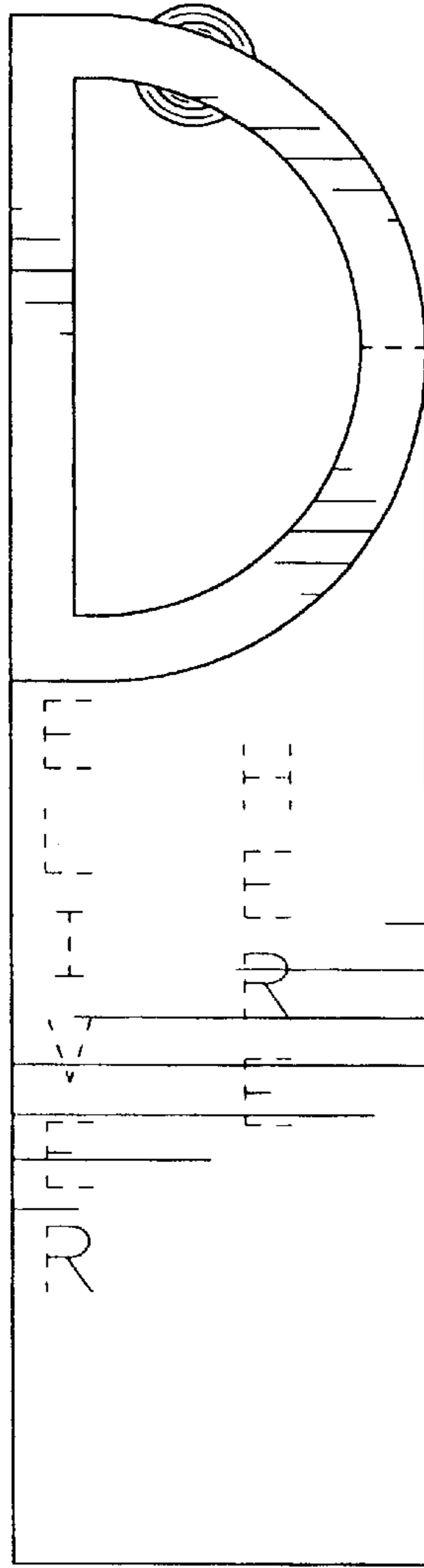


FIG. 9

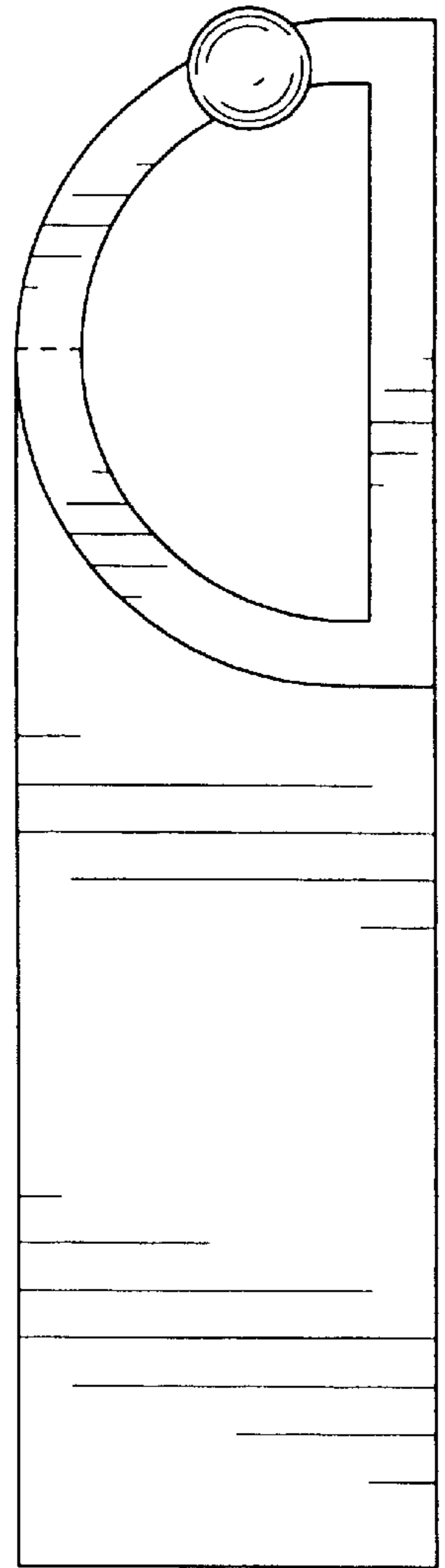


FIG. 10



FIG. 11



FIG. 12

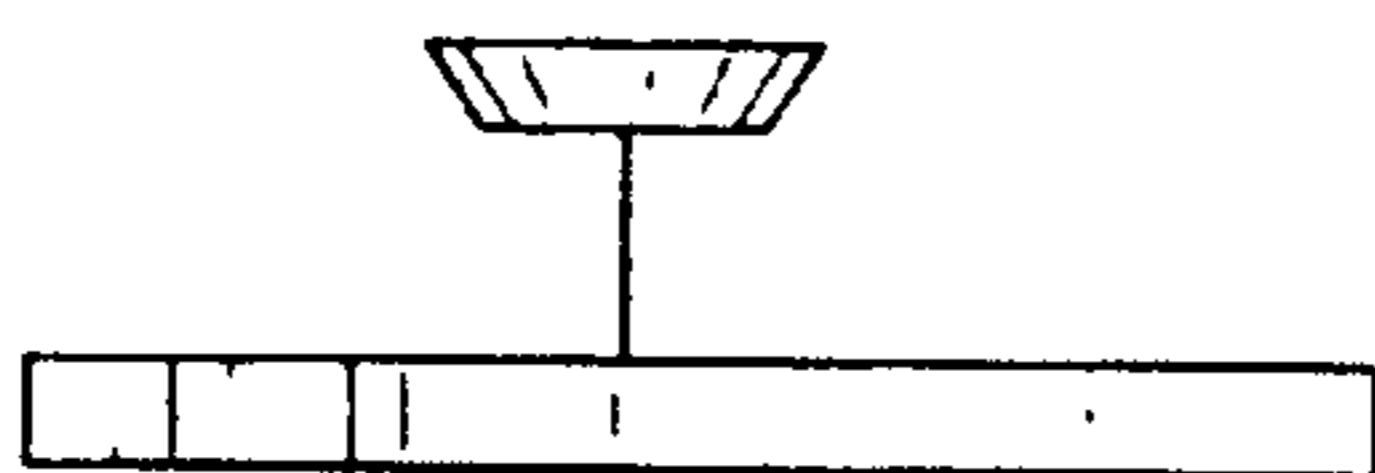


FIG. 13

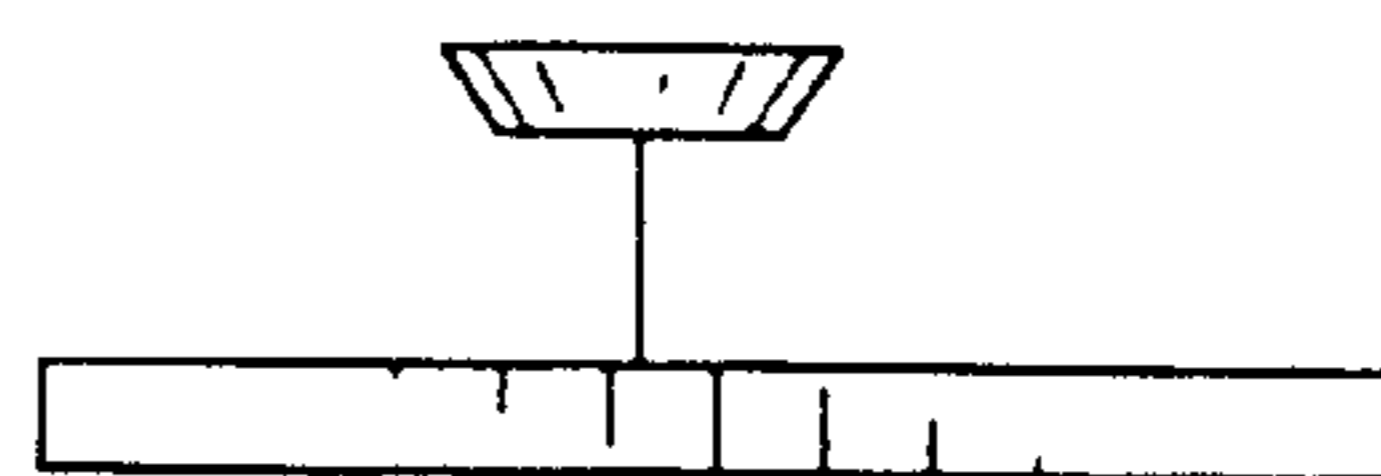


FIG. 14