



US00D487775S

(12) **United States Design Patent**
Keda

(10) **Patent No.:** **US D487,775 S**

(45) **Date of Patent:** **** Mar. 23, 2004**

(54) **WRITING INSTRUMENT**

(75) Inventor: **Tadashi Keda**, Kawagoe (JP)

(73) Assignee: **Kotobuki & Co., Ltd.**, Kyoto-fu (JP)

(**) Term: **14 Years**

(21) Appl. No.: **29/183,799**

(22) Filed: **Jun. 18, 2003**

(30) **Foreign Application Priority Data**

Dec. 20, 2002 (JP) 2002-037107

(51) **LOC (7) Cl.** **19-06**

(52) **U.S. Cl.** **D19/51; D19/56**

(58) **Field of Search** D19/35, 36, 41-51,
D19/53-58, 81-85; 401/6, 7, 88, 31, 32,
99, 100, 101, 103-106, 107-110, 111-117,
209

(56) **References Cited**

U.S. PATENT DOCUMENTS

D338,039 S	8/1993	Takahashi	
D378,762 S *	4/1997	Kikuchi et al.	D19/51
D390,872 S *	2/1998	Sunaga	D19/36
D394,875 S *	6/1998	Izushima	D19/51
D395,447 S *	6/1998	Izushima	D19/49
D403,705 S *	1/1999	Izushima et al.	D19/51
6,206,595 B1 *	3/2001	Keda	D19/55 X
D444,498 S *	7/2001	Izushima	D19/49
D445,829 S	7/2001	Izushima	

D446,546 S *	8/2001	Tarento	D19/36
D450,347 S *	11/2001	Keda	D19/51
D480,758 S *	10/2003	Keda	D19/56

* cited by examiner

Primary Examiner—Martie K. Holtje

(74) *Attorney, Agent, or Firm*—Rothwell, Figg, Ernst & Manbeck, P.C.

(57) **CLAIM**

The ornamental design for a writing instrument, as shown and described.

DESCRIPTION

FIG. 1 is a front elevational view of a writing instrument according to the present invention;

FIG. 2 is a right side elevational view of the writing instrument of FIG. 1, the left side view being a mirror image of the right side view;

FIG. 3 is a rear elevational view of the writing instrument of FIG. 1;

FIG. 4 is a top plan view of the writing instrument of FIG. 1;

FIG. 5 is a bottom plan view of the writing instrument of FIG. 1;

FIG. 6 is a front elevational view of the writing instrument of FIG. 1, in which a front end of a front tip is extruded; and, FIG. 7 is a front perspective view of the writing instrument of FIG. 1.

1 Claim, 3 Drawing Sheets

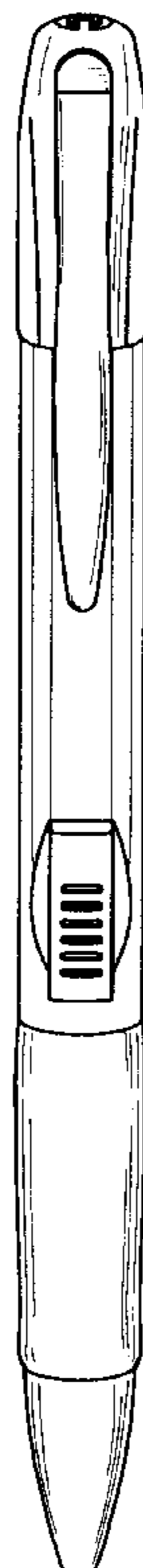


FIG. 2

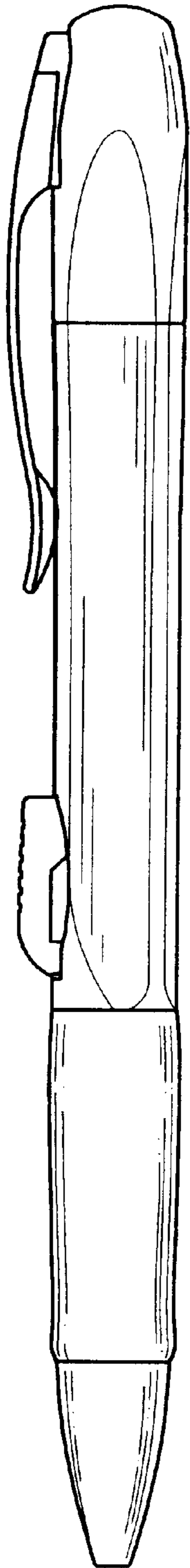


FIG. 1

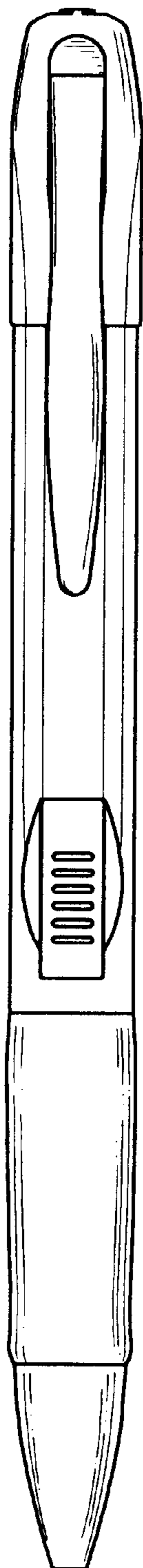


FIG. 3

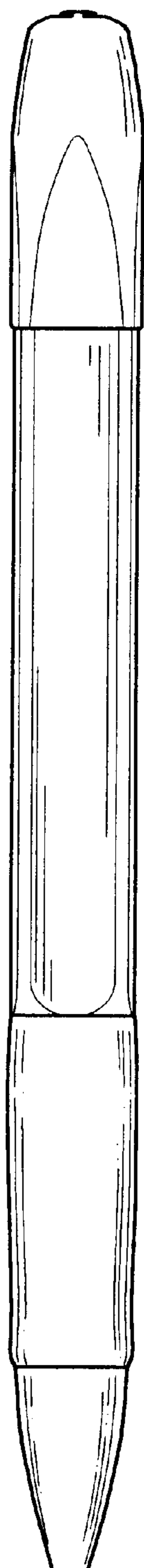


FIG. 6

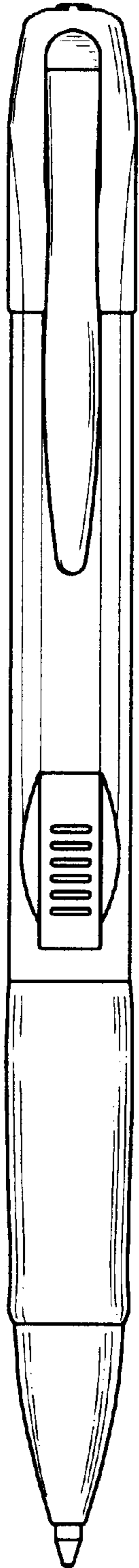


FIG. 4




FIG. 5

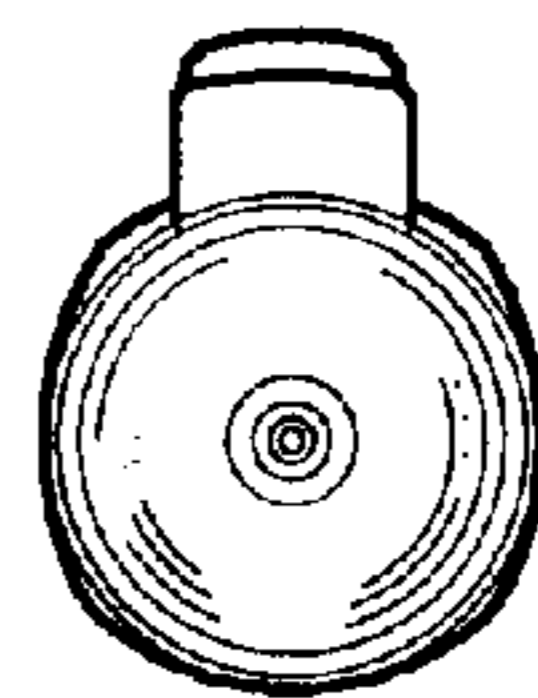


FIG. 7

