



US00D487772S

(12) **United States Design Patent**  
**Lin**

(10) **Patent No.:** **US D487,772 S**

(45) **Date of Patent:** **\*\* Mar. 23, 2004**

(54) **PEN**

(75) **Inventor:** **Wei Kung Lin, Tu-cheng (TW)**

(73) **Assignee:** **Dong Guan Szu Mao Stationery Gifts Co., Ltd., Guang Dong (CN)**

(\*\*) **Term:** **14 Years**

(21) **Appl. No.:** **29/183,700**

(22) **Filed:** **Jun. 17, 2003**

(51) **LOC (7) Cl.** ..... **19-06**

(52) **U.S. Cl.** ..... **D19/47; D19/51**

(58) **Field of Search** ..... **D19/35, 36, 41-51, D19/53-58, 81-85; 401/99, 100, 101, 103-106, 107-110, 111-117, 209, 6, 7, 88**

(56) **References Cited**

**U.S. PATENT DOCUMENTS**

3,709,619	A	*	1/1973	Zepell	.....	401/108
5,955,719	A	*	9/1999	Southworth et al.	....	401/195 X
D439,613	S	*	3/2001	Ham	.....	D19/43
D442,225	S	*	5/2001	Lewis, Jr.	.....	D19/47
6,273,627	B1	*	8/2001	Mittersinker et al.	.....	401/117
D453,792	S	*	2/2002	Tung	.....	D19/43

D457,185	S	*	5/2002	Ham	.....	D19/36
D465,809	S	*	11/2002	Deluca et al.	.....	D19/50
D466,156	S	*	11/2002	Nakazawa	.....	D19/51
6,497,524	B1	*	12/2002	Kim	.....	401/116
D471,233	S	*	3/2003	Geiselhart et al.	.....	D19/55
D477,025	S	*	7/2003	Morrow	.....	D19/51

\* cited by examiner

*Primary Examiner*—Martie K. Holtje

(74) *Attorney, Agent, or Firm*—Troxell Law Office PLLC

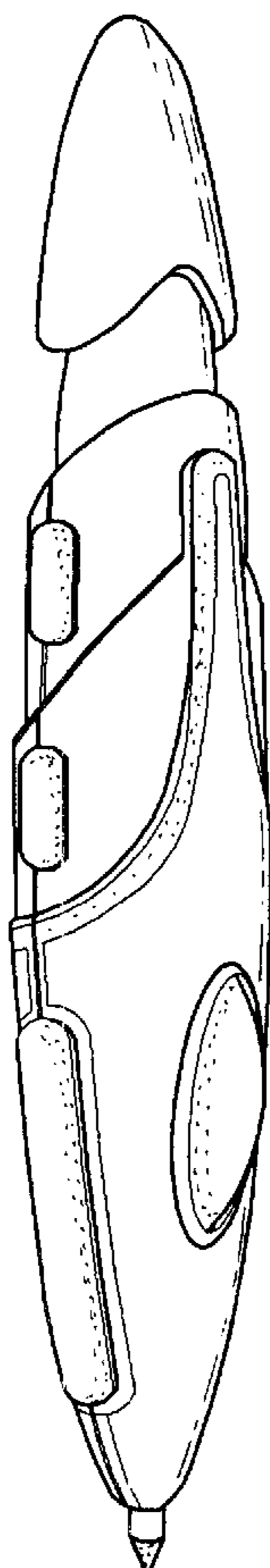
(57) **CLAIM**

The ornamental design for a pen, as shown and described.

**DESCRIPTION**

FIG. 1 is a front view of a pen showing my new design; FIG. 2 is a rear view thereof; FIG. 3 is a left-side view thereof; FIG. 4 is a right-side view thereof; FIG. 5 is a top plan view thereof; FIG. 6 is a bottom plan view thereof; FIG. 7 is a perspective view thereof; and, FIG. 8 is a second perspective view thereof, with the writing tip shown in an extended position.

**1 Claim, 5 Drawing Sheets**



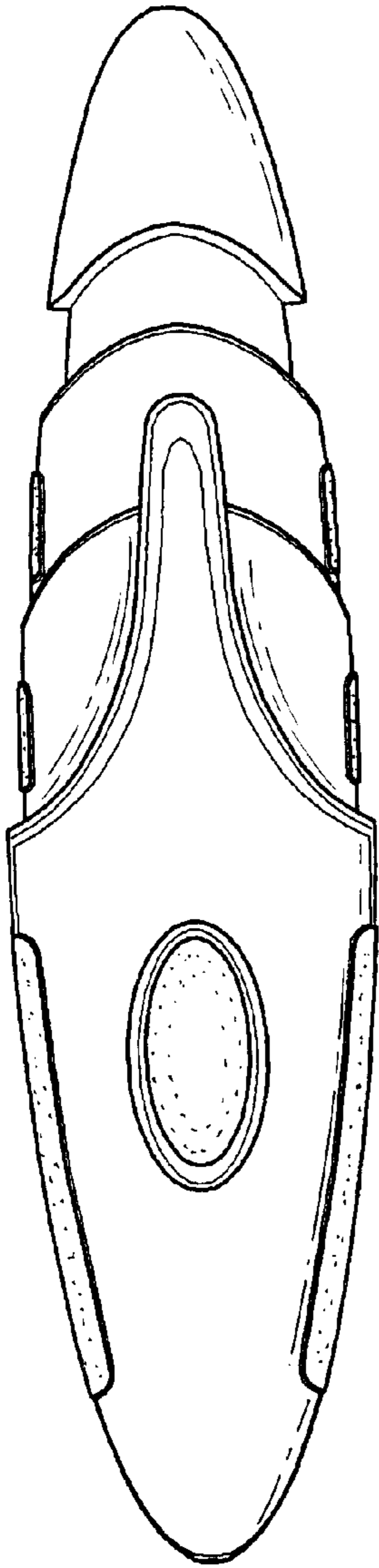


FIG. 1

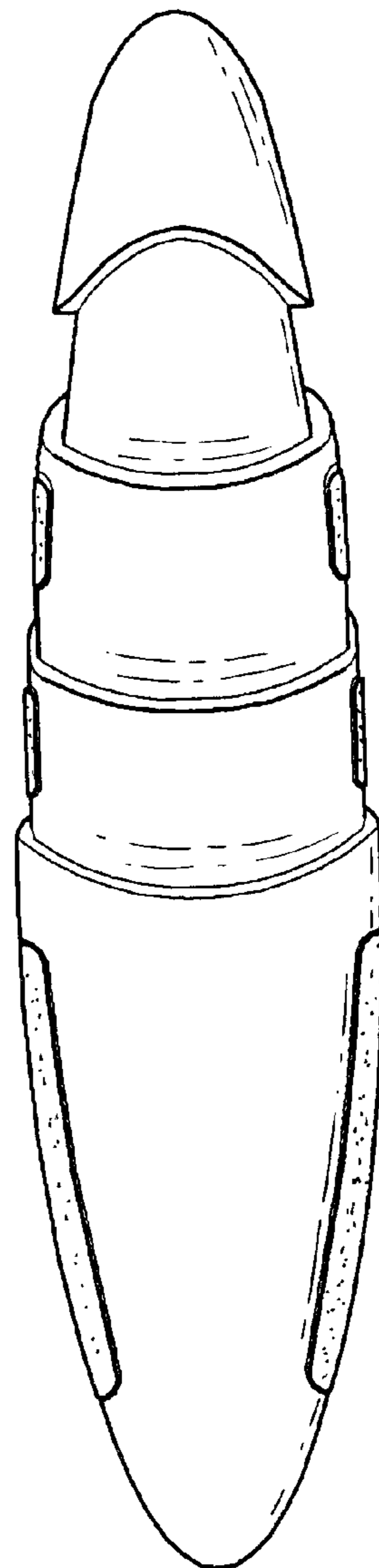


FIG. 2

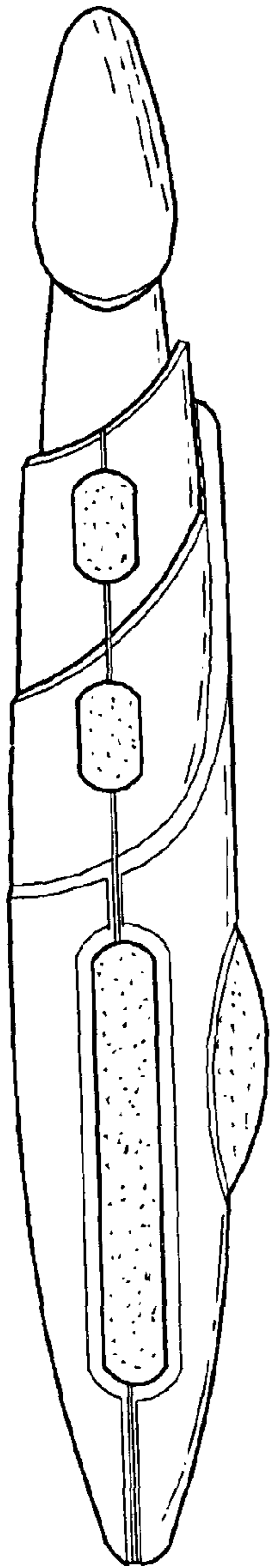


FIG. 3

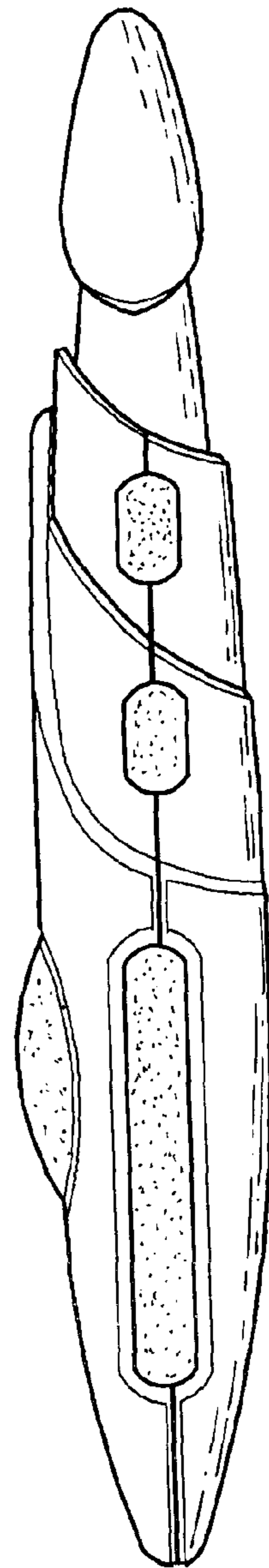


FIG. 4

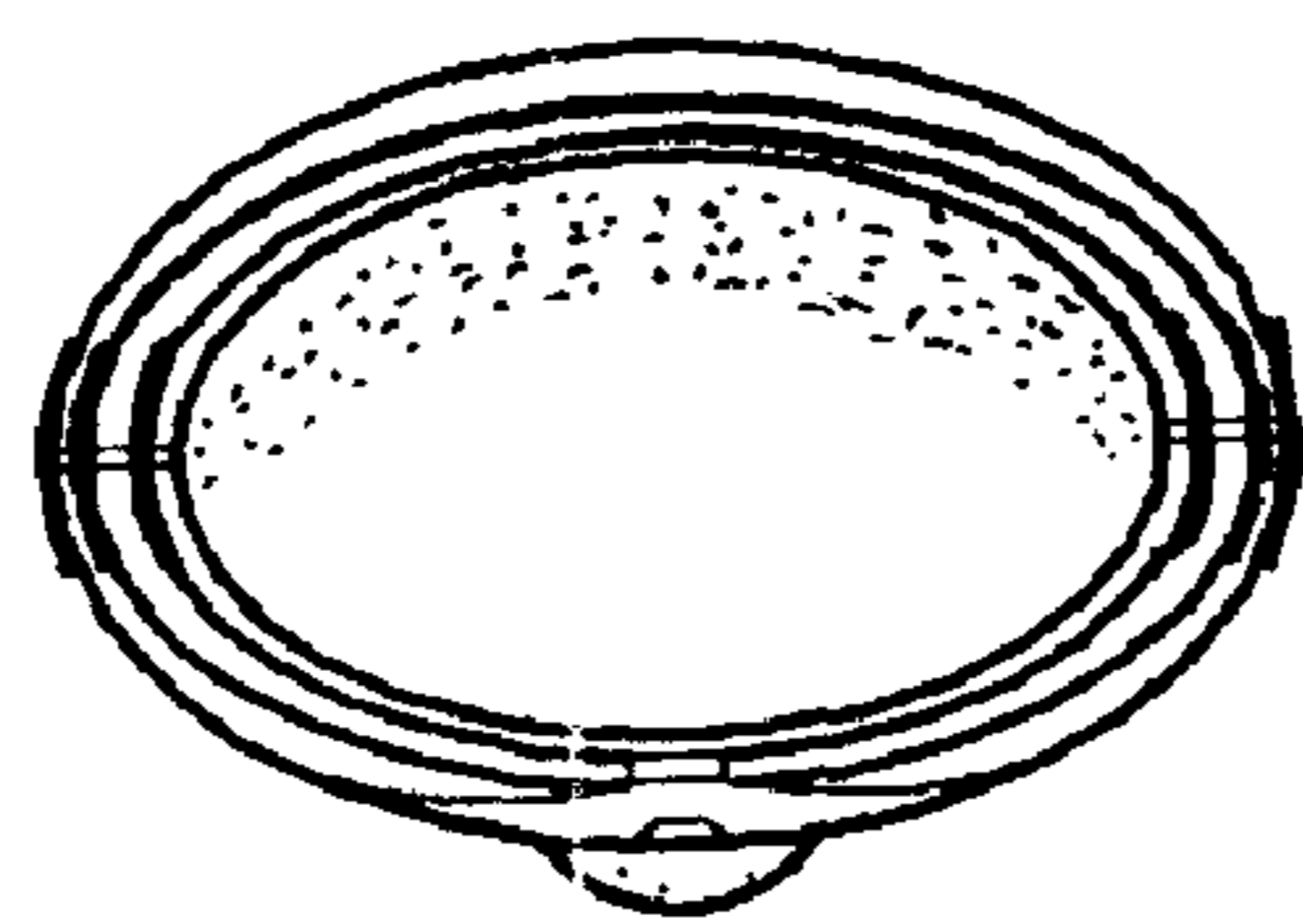


FIG. 5

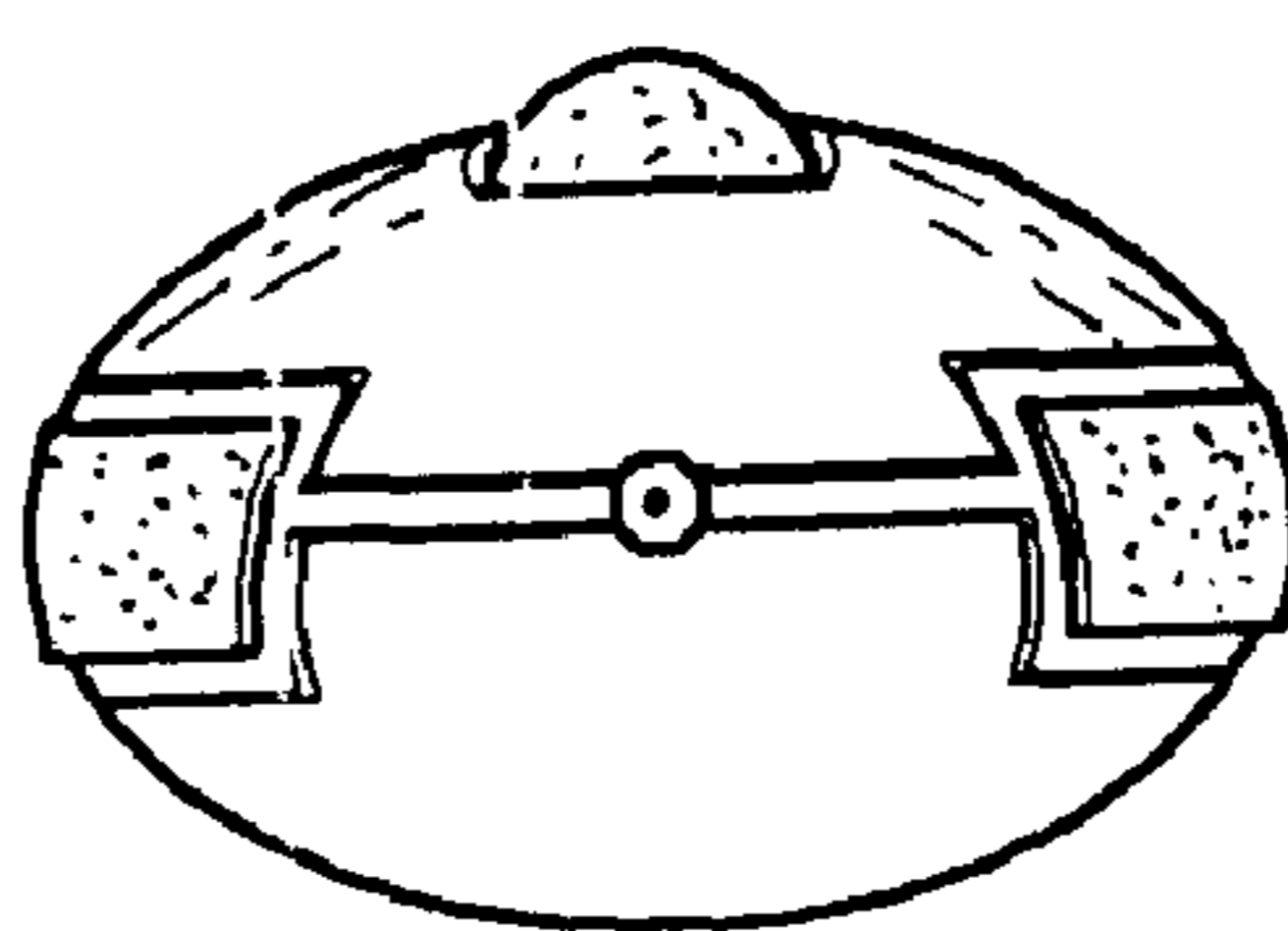


FIG. 6

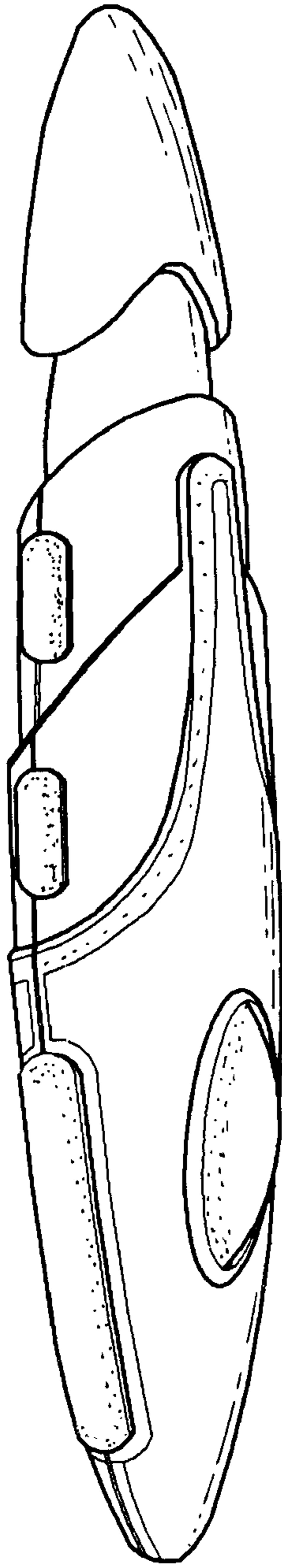


FIG. 7

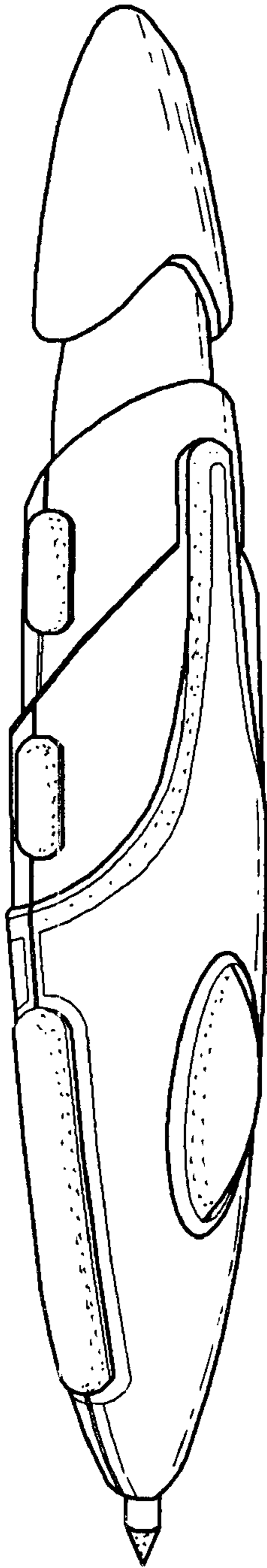


FIG. 8