



US00D487770S

(12) **United States Design Patent**
Hwang

(10) **Patent No.:** **US D487,770 S**

(45) **Date of Patent:** **** Mar. 23, 2004**

(54) **BALL POINT PEN**

D452,526 S * 12/2001 Nishida D19/47 X
D454,588 S * 3/2002 Takanashi D19/43
D462,990 S * 9/2002 Hwang D19/43

(75) Inventor: **Sung Ryul Hwang**, Seoul (KR)

(73) Assignee: **Dong-A-Pencil Co., Ltd.**, Seoul (KR)

(**) Term: **14 Years**

* cited by examiner

Primary Examiner—Martie K. Holtje
(74) *Attorney, Agent, or Firm*—Birch, Stewart, Kolasch & Birch, LLP

(21) Appl. No.: **29/179,741**

(22) Filed: **Apr. 15, 2003**

(57) **CLAIM**

(51) **LOC (7) Cl.** **19-06**

(52) **U.S. Cl.** **D19/43; D19/55; D19/56**

(58) **Field of Search** D19/35, 36, 41–51,
D19/53–58, 81–85; 401/6, 7, 88, 98, 99,
100, 102, 202, 209, 213, 243–247, 261,
262

The ornamental design for a ball point pen, as shown and described.

DESCRIPTION

(56) **References Cited**

U.S. PATENT DOCUMENTS

D416,940 S * 11/1999 Ito D19/48
D421,625 S * 3/2000 Oka D19/49
D436,127 S * 1/2001 Hung D19/43
D442,636 S * 5/2001 Kobayashi D19/48 X

FIG. 1 is a front elevational view of a ball point pen, showing my new design;
FIG. 2 is a rear elevational view thereof;
FIG. 3 is a left side elevational view thereof;
FIG. 4 is a right side elevational view thereof;
FIG. 5 is a top plan view thereof;
FIG. 6 is a bottom plan view thereof; and,
FIG. 7 is a perspective view thereof.

1 Claim, 1 Drawing Sheet

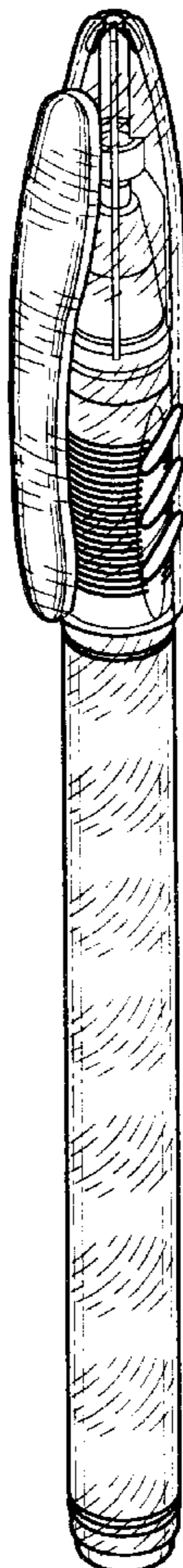


FIG. 1

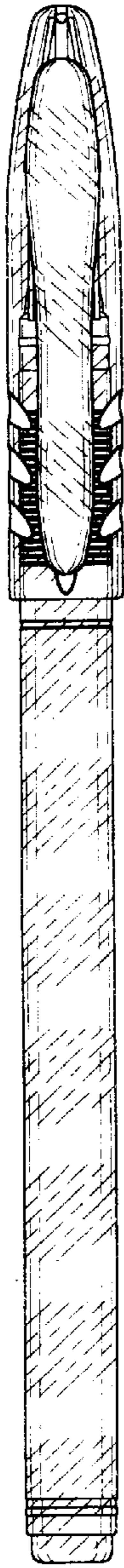


FIG. 2

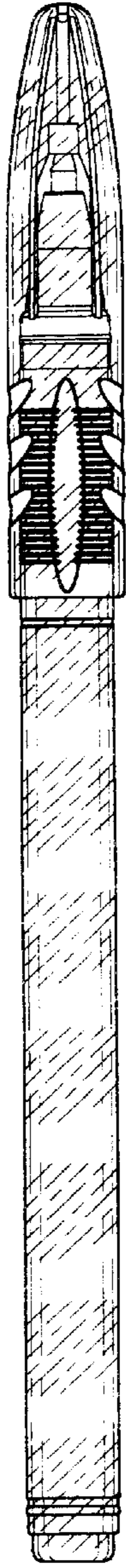


FIG. 3

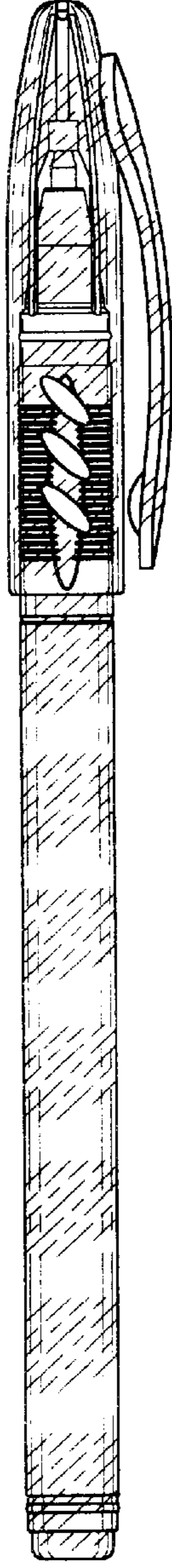


FIG. 4

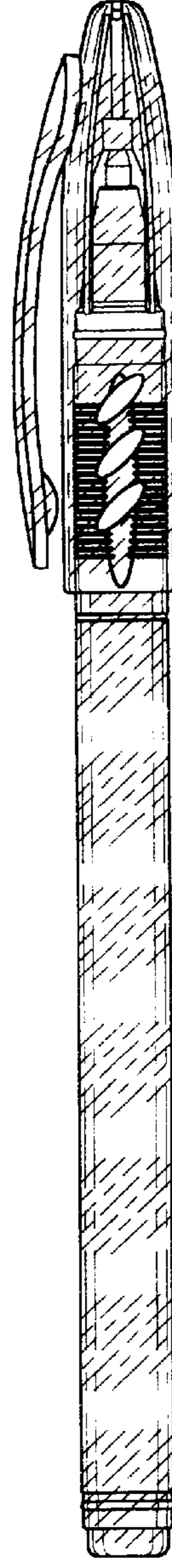


FIG. 7

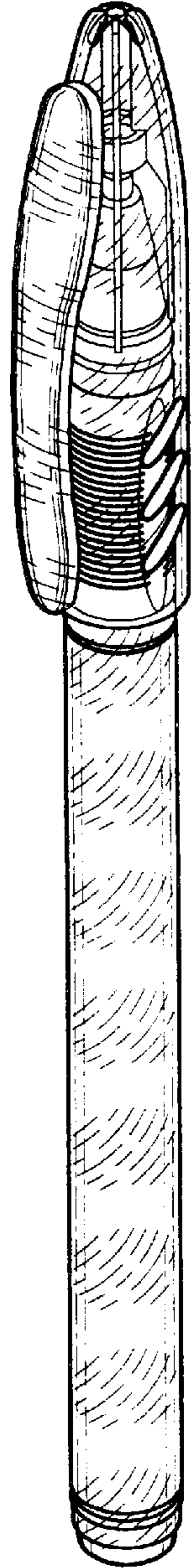


FIG. 5

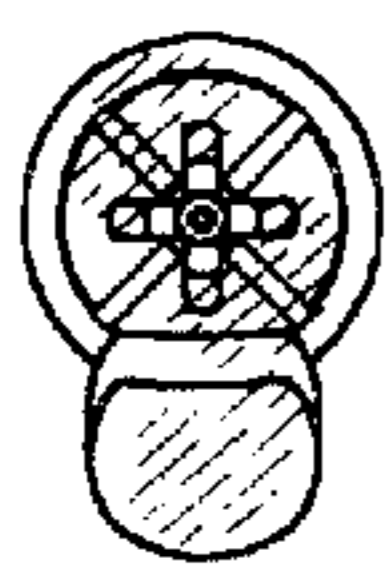


FIG. 6

