



US00D487762S

(12) **United States Design Patent**
Kapenekas et al.

(10) **Patent No.:** **US D487,762 S**

(45) **Date of Patent:** **** Mar. 23, 2004**

(54) **ARTICLE HOLDER WITH MAGNIFYING LENS**

3,127,698 A * 4/1964 Smithers 206/204
D379,301 S * 5/1997 Lippincott D9/347
RE36,867 E * 9/2000 Rozzano 206/459.5

(76) Inventors: **John Kapenekas**, 104 Young Cir.,
Saltillo, MS (US) 38866; **James J. Pine**, 131 Cedar La., R.R. 8, Tupelo,
MS (US) 38801

* cited by examiner

Primary Examiner—Paula A. Mortimer
(74) *Attorney, Agent, or Firm*—Dykema Gossett PLLC

(**) Term: **14 Years**

(21) Appl. No.: **29/166,436**

(22) Filed: **Aug. 28, 2002**

(51) **LOC (7) Cl.** **16-06**

(52) **U.S. Cl.** **D16/135; D7/590**

(58) **Field of Search** D16/130, 135;
D28/56, 61, 73; D7/590, 665, 667; 359/802,
804, 808, 810, 818, 819, 827; 206/459.5,
518, 204; D9/337, 347

(56) **References Cited**

U.S. PATENT DOCUMENTS

D181,321 S * 10/1957 Stowell D9/337

(57) **CLAIM**

An ornamental design for an article holder with magnifying lens, as shown and described.

DESCRIPTION

FIG. 1 is a top plan view of the article holder with magnifying lens according to our design,
FIG. 2 is a side view thereof, all side views being identical,
FIG. 3 is a bottom plan view thereof; and,
FIG. 4 is a cross section as seen along line 4—4 of FIG. 1.

1 Claim, 2 Drawing Sheets

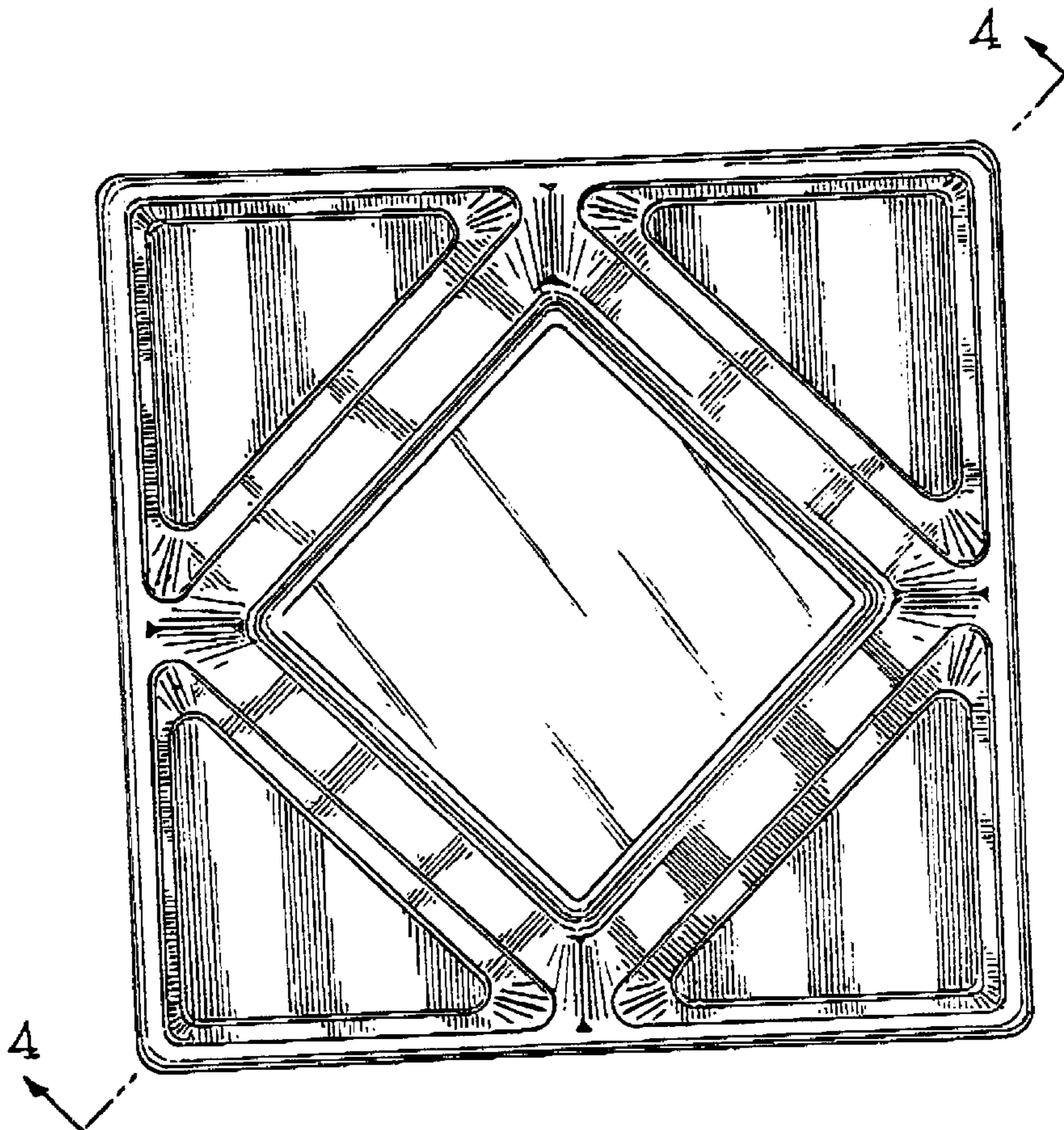


FIG. 1

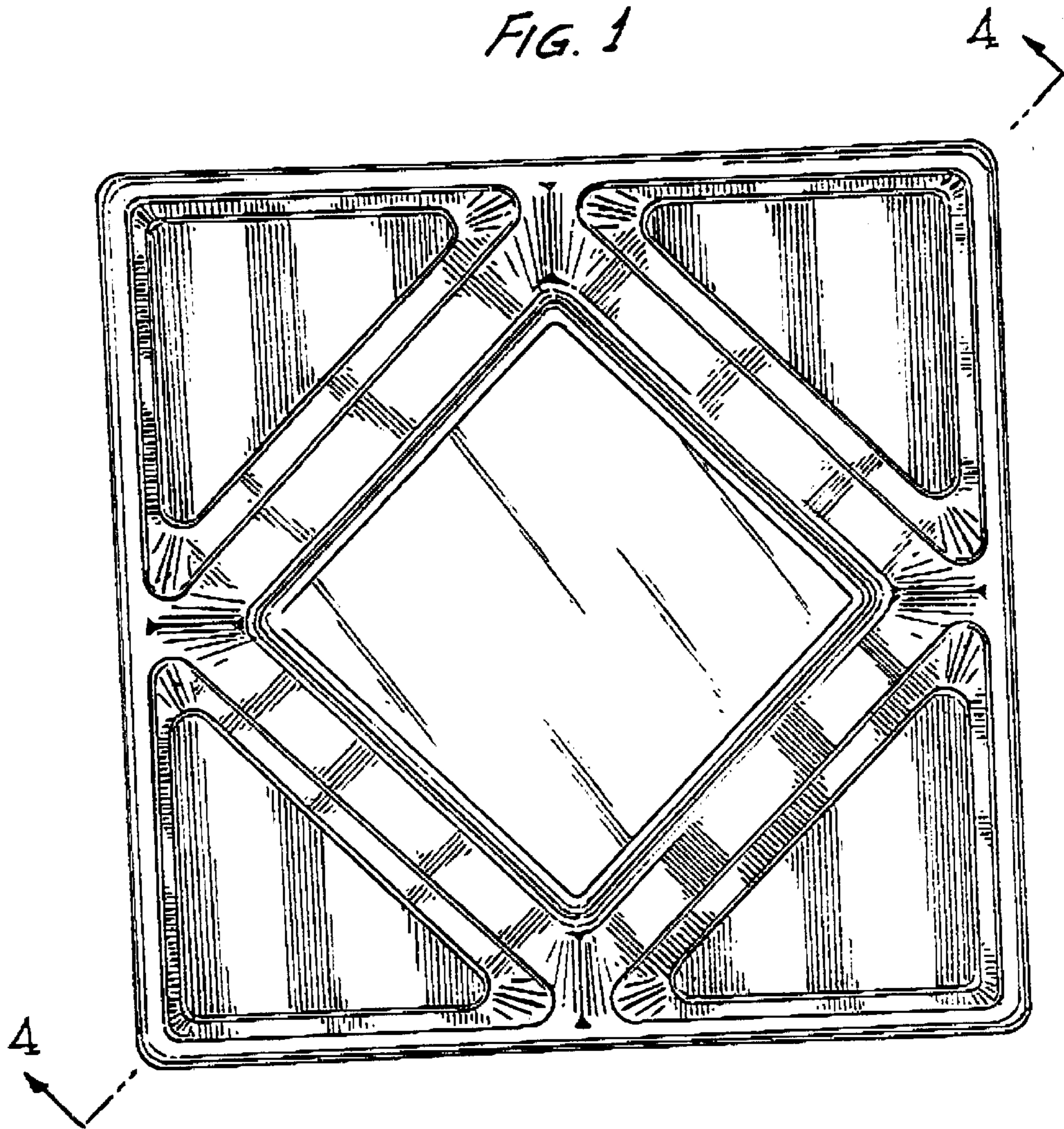


FIG. 2

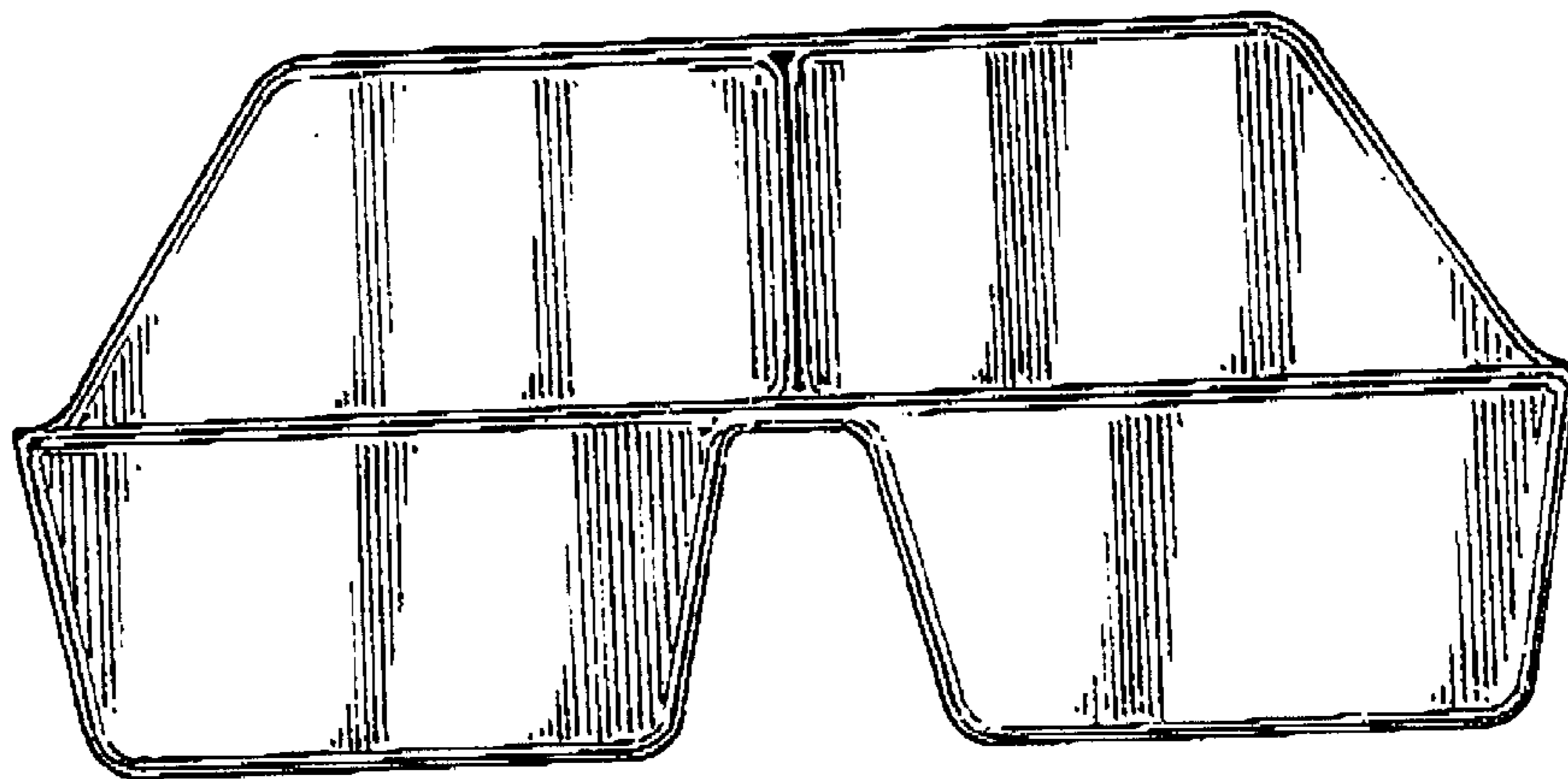


FIG. 3




FIG. 4

