



US00D487755S

(12) **United States Design Patent**
Kasperik et al.

(10) **Patent No.:** **US D487,755 S**

(45) **Date of Patent:** **** Mar. 23, 2004**

(54) **CUTTING INSERT**

(75) Inventors: **James Robert Kasperik**, Latrobe, PA
(US); **Joseph Victor Nelson**,
Greensburg, PA (US)

(73) Assignee: **Kennametal Inc.**, Latrobe, PA (US)

(**) Term: **14 Years**

(21) Appl. No.: **29/182,463**
(22) Filed: **May 28, 2003**
(51) **LOC (7) Cl.** **15-09**
(52) **U.S. Cl.** **D15/139**
(58) **Field of Search** D15/127, 130,
D15/138-39; 407/113-17

5,476,346 A * 12/1995 Lundstrom 407/114
5,525,016 A 6/1996 Paya et al.
5,630,681 A 5/1997 Paya
5,695,303 A 12/1997 Boianjiu et al.
5,743,681 A 4/1998 Wiman et al.
5,758,994 A 6/1998 Hintze et al.
5,810,520 A 9/1998 Hintze et al.
5,839,857 A 11/1998 Paya
5,876,154 A * 3/1999 Enderle 407/114
D409,632 S * 5/1999 Hartlohner et al. D15/139
D426,245 S * 6/2000 Bernadic et al. D15/139
6,152,658 A 11/2000 Satran et al.
D436,608 S * 1/2001 Hartlohner et al. D15/139
6,186,705 B1 2/2001 Kumar et al.
6,234,726 B1 5/2001 Okada et al.
6,267,541 B1 7/2001 Isakov et al.
D448,393 S * 9/2001 Hartlohner et al. D15/139
6,447,218 B1 9/2002 Lagerberg

FOREIGN PATENT DOCUMENTS

(56) **References Cited**

U.S. PATENT DOCUMENTS

4,215,957 A 8/1980 Holma et al.
4,335,984 A 6/1982 Zweekly
4,447,175 A 5/1984 Warren
4,479,744 A 10/1984 Stricker
4,487,534 A 12/1984 Reiter
4,531,864 A 7/1985 Bylund
4,597,696 A 7/1986 Maeda et al.
4,626,140 A 12/1986 Zweekly et al.
4,629,371 A 12/1986 Maeda et al.
4,681,486 A 7/1987 Hale
4,787,784 A 11/1988 Bernadic et al.
4,846,609 A 7/1989 Bernadic et al.
4,859,122 A 8/1989 Patterson et al.
4,880,338 A 11/1989 Stashko
D305,662 S 1/1990 Niebauer
D305,663 S 1/1990 Niebauer
4,915,548 A 4/1990 Fouquer et al.
4,988,242 A 1/1991 Petterson et al.
5,044,840 A 9/1991 Fouquer et al.
5,074,720 A 12/1991 Loqvist et al.
5,116,167 A 5/1992 Niebauer
5,122,017 A 6/1992 Niebauer
5,265,985 A 11/1993 Boppana et al.
5,282,703 A 2/1994 Itaba et al.
D345,985 S * 4/1994 Ishikawa et al. D15/139

EP 0 046 511 B1 6/1986
EP 0 404 744 B1 8/1994

* cited by examiner

Primary Examiner—Brian N. Vinson
(74) *Attorney, Agent, or Firm*—Larry R. Meenan

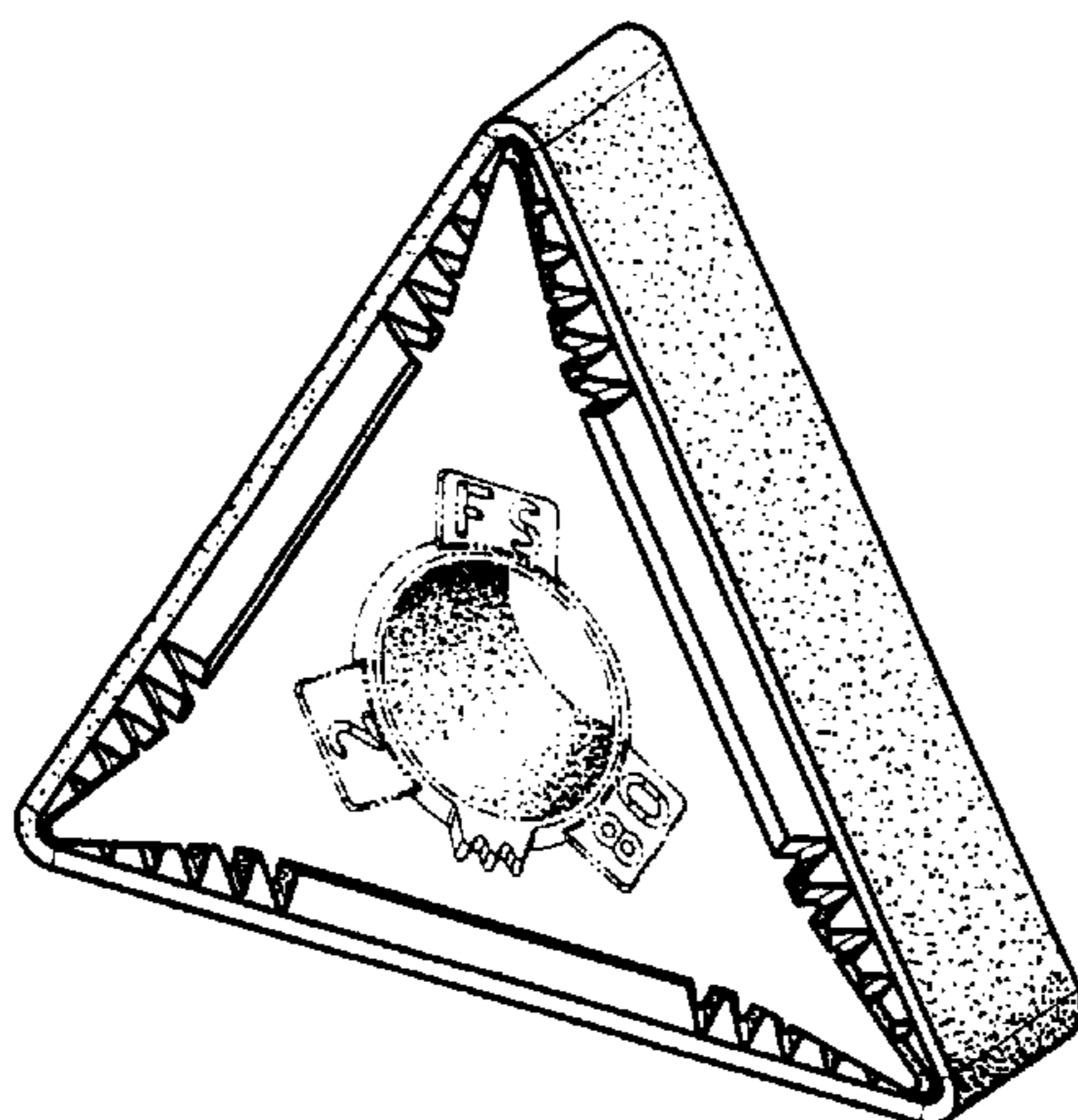
(57) **CLAIM**

The ornamental design for a cutting insert, as shown and described.

DESCRIPTION

FIG. 1 is a front, perspective view of a cutting insert showing our new design;
FIG. 2 is a rear, perspective view of the cutting insert of FIG. 1;
FIG. 3 is a top view of the cutting insert of FIG. 1;
FIG. 4 is a bottom view of the cutting insert of FIG. 1;
FIG. 5 is a left side view of the cutting insert of FIG. 1;
FIG. 6 is a right side view of the cutting insert of FIG. 1;
FIG. 7 is a top view of the cutting insert of FIG. 1; and,
FIG. 8 is a rear view of the cutting insert of FIG. 1.
The broken-line disclosure in the views is for illustrative purposes only and forms no part of the claimed design.

1 Claim, 2 Drawing Sheets



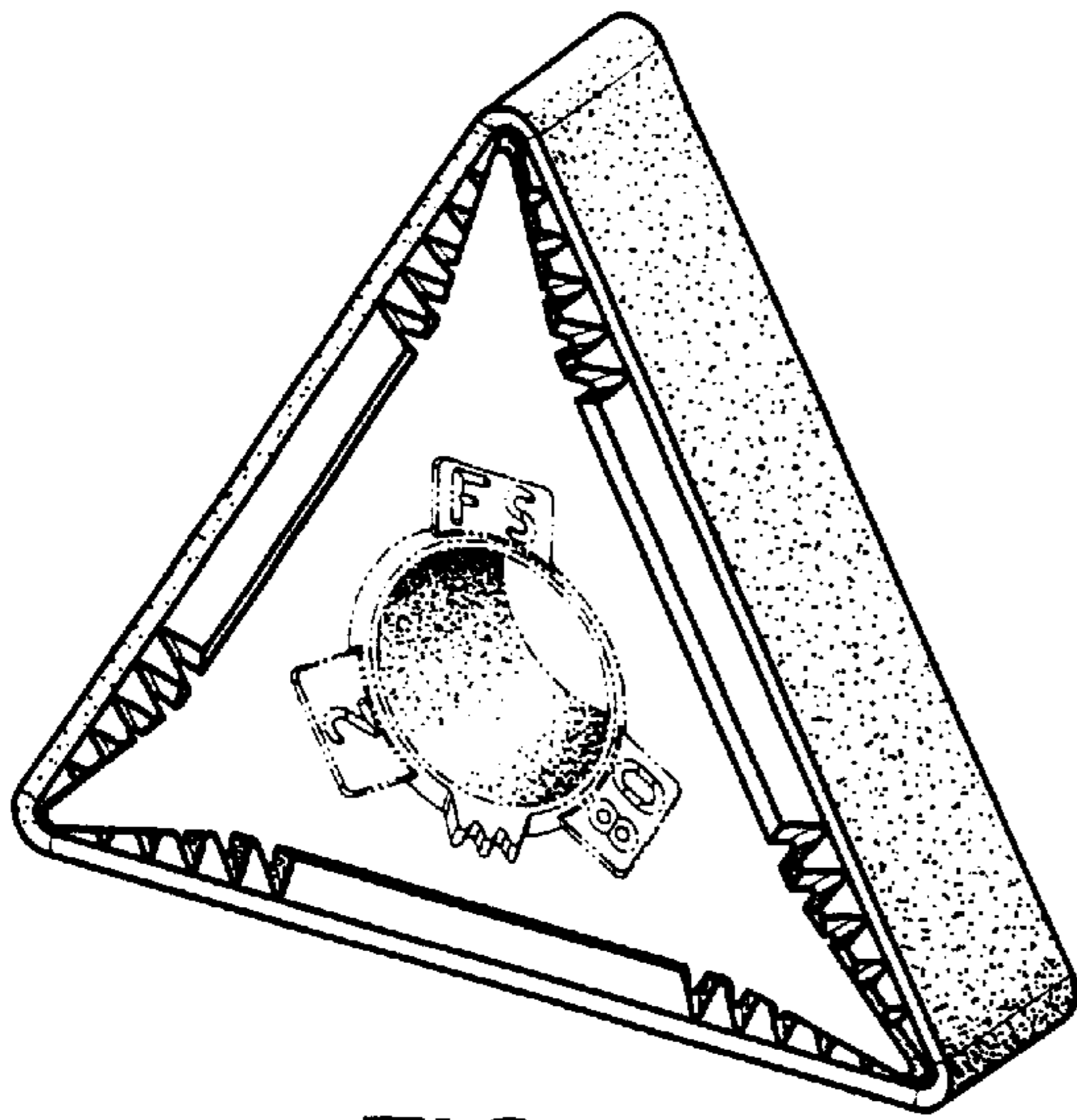


FIG. 1

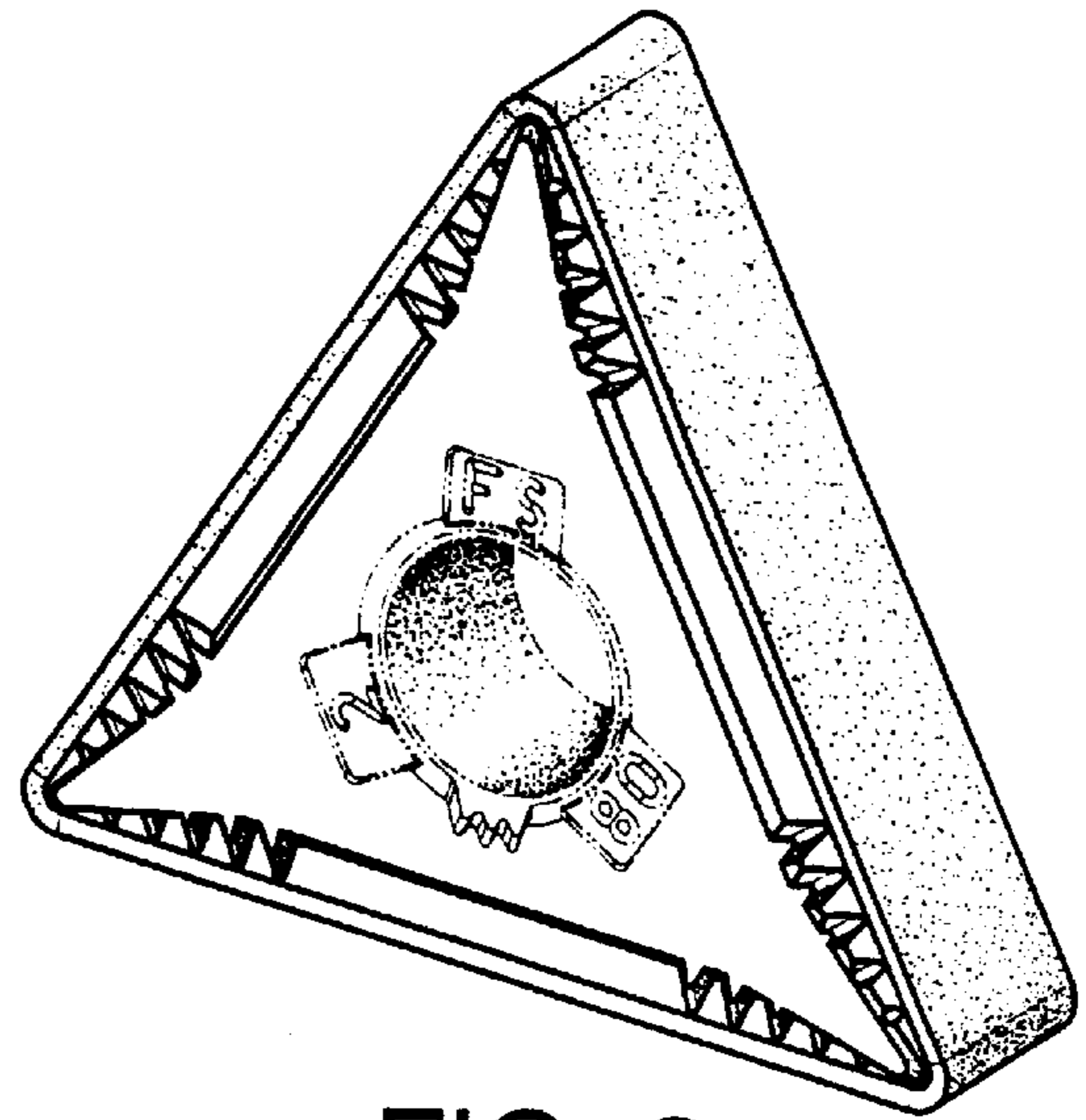


FIG. 2

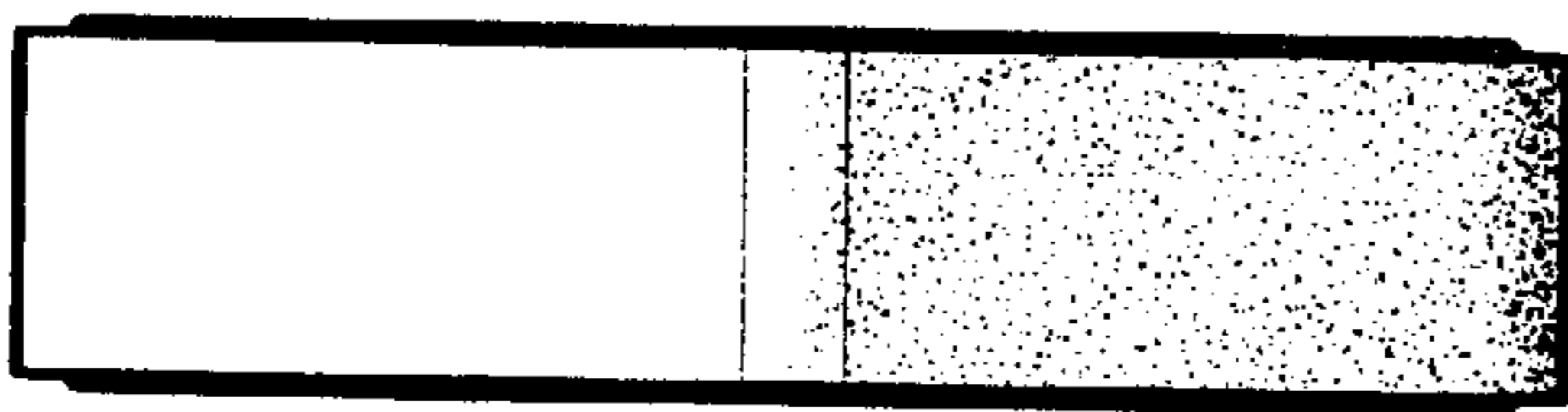


FIG. 3



FIG. 4




FIG. 5




FIG. 6

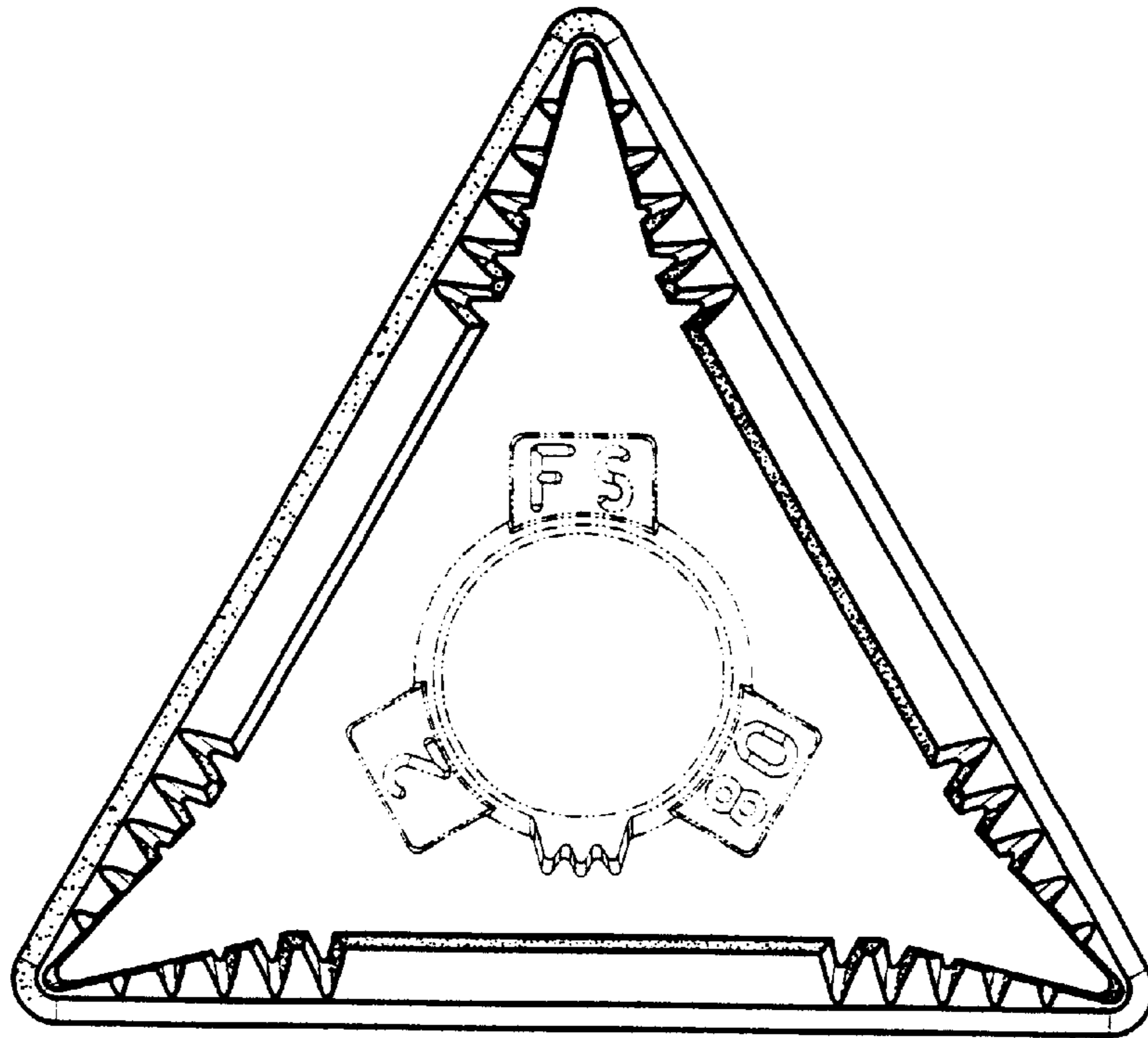


FIG. 7

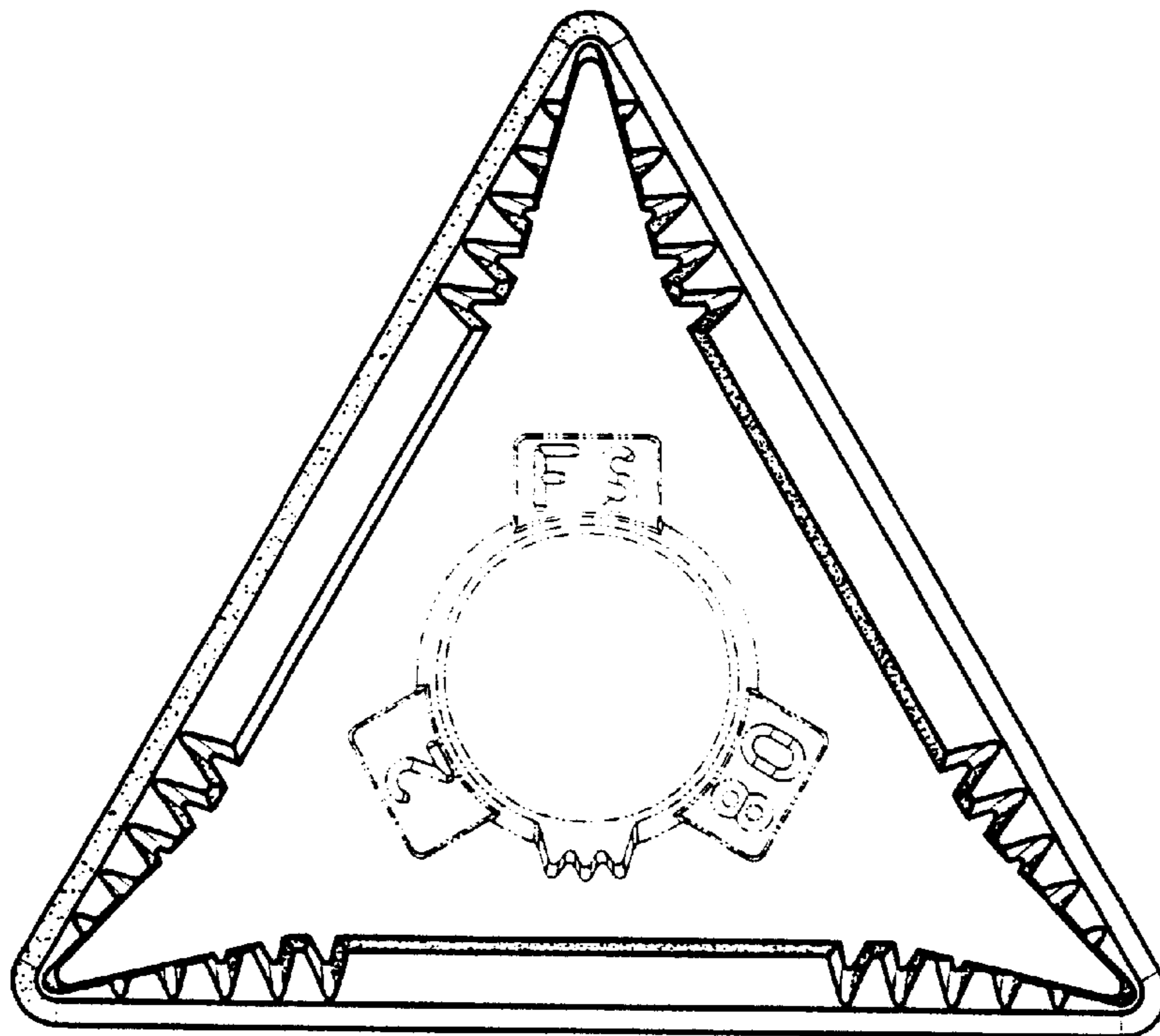


FIG. 8