



US00D487753S

(12) **United States Design Patent**
Brady

(10) **Patent No.:** **US D487,753 S**

(45) **Date of Patent:** **** Mar. 23, 2004**

(54) **OVER-REAMER DRILL TOOL FOR PILOT BIT**

(75) **Inventor:** **William J. Brady**, Creve Coeur, MO (US)

(73) **Assignee:** **The William J. Brady Loving Trust**, Creve Coeur, MO (US)

(**) **Term:** **14 Years**

(21) **Appl. No.:** **29/161,710**

(22) **Filed:** **Jun. 3, 2002**

(51) **LOC (7) Cl.** **15-03**

(52) **U.S. Cl.** **D15/21**

(58) **Field of Search** D15/21, 28, 139; 175/339, 377, 378, 393, 420.1, 429, 430, 40, 427

(56) **References Cited**

U.S. PATENT DOCUMENTS

- 4,711,312 A * 12/1987 Leibee et al. 175/393
- 4,852,671 A * 8/1989 Southland 175/430
- 5,025,874 A * 6/1991 Barr et al. 175/430
- 5,400,861 A * 3/1995 Sheirer 175/427

- 5,429,199 A * 7/1995 Sheirer et al. 175/321
- D424,579 S * 5/2000 Brady D15/21
- D430,578 S * 9/2000 Brady D15/21
- 6,427,782 B2 * 8/2002 Brady 175/40

* cited by examiner

Primary Examiner—Mitchell Siegel

(74) *Attorney, Agent, or Firm*—Richard G. Heywood

(57) **CLAIM**

The ornamental design for an over-reamer drill tool for pilot bit, as shown and described.

DESCRIPTION

FIG. 1 is a fragmentary perspective view of an over-reamer drill tool illustrating the invention, FIG. 2 is a side elevational view of the over-reamer drill tool of FIG. 1, and showing a pilot bit in phantom for environmental purposes, FIG. 3 is a top plan view of the over-reamer tool of FIG. 1, and showing a pilot bit in phantom for environmental purposes; and, FIG. 4 is a side elevational view, as rotated 90° from the FIG. 2 view, and showing a phantom pilot bit in an exploded position for illustration purposes.

1 Claim, 2 Drawing Sheets

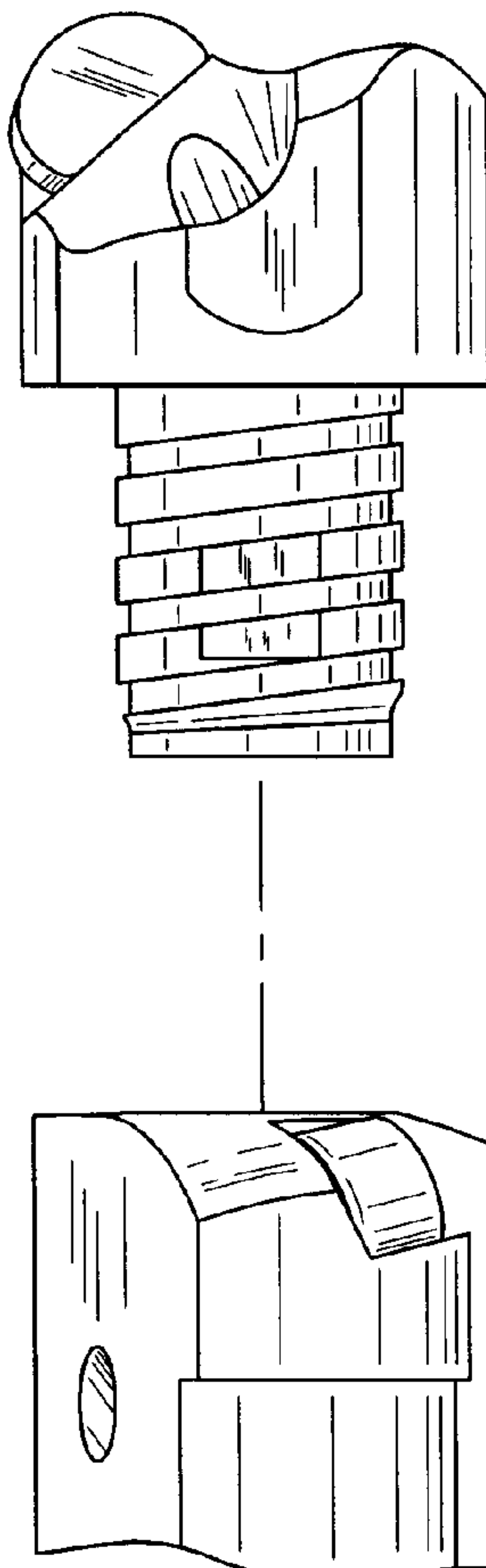


FIG. 1




FIG. 2

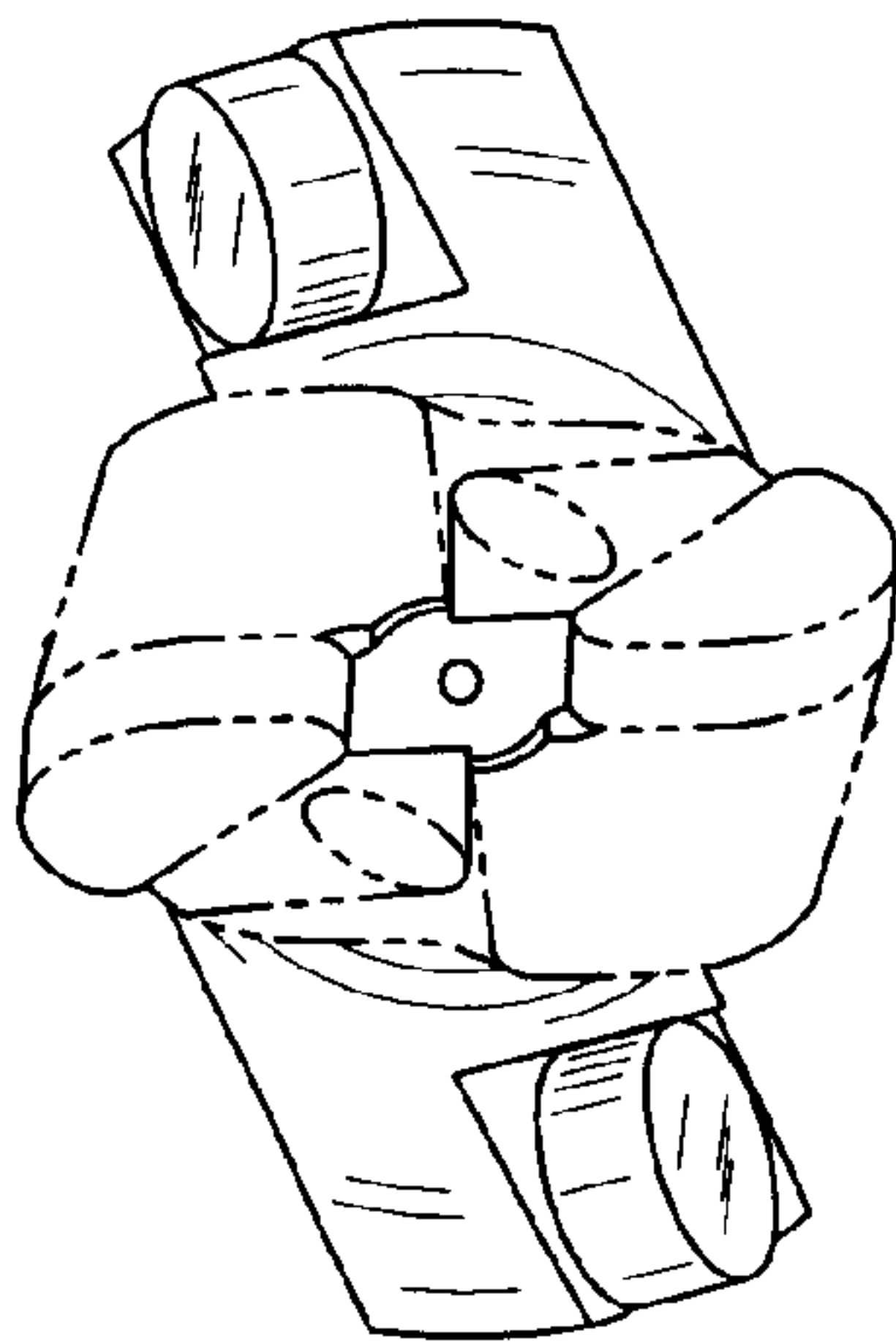


FIG. 3

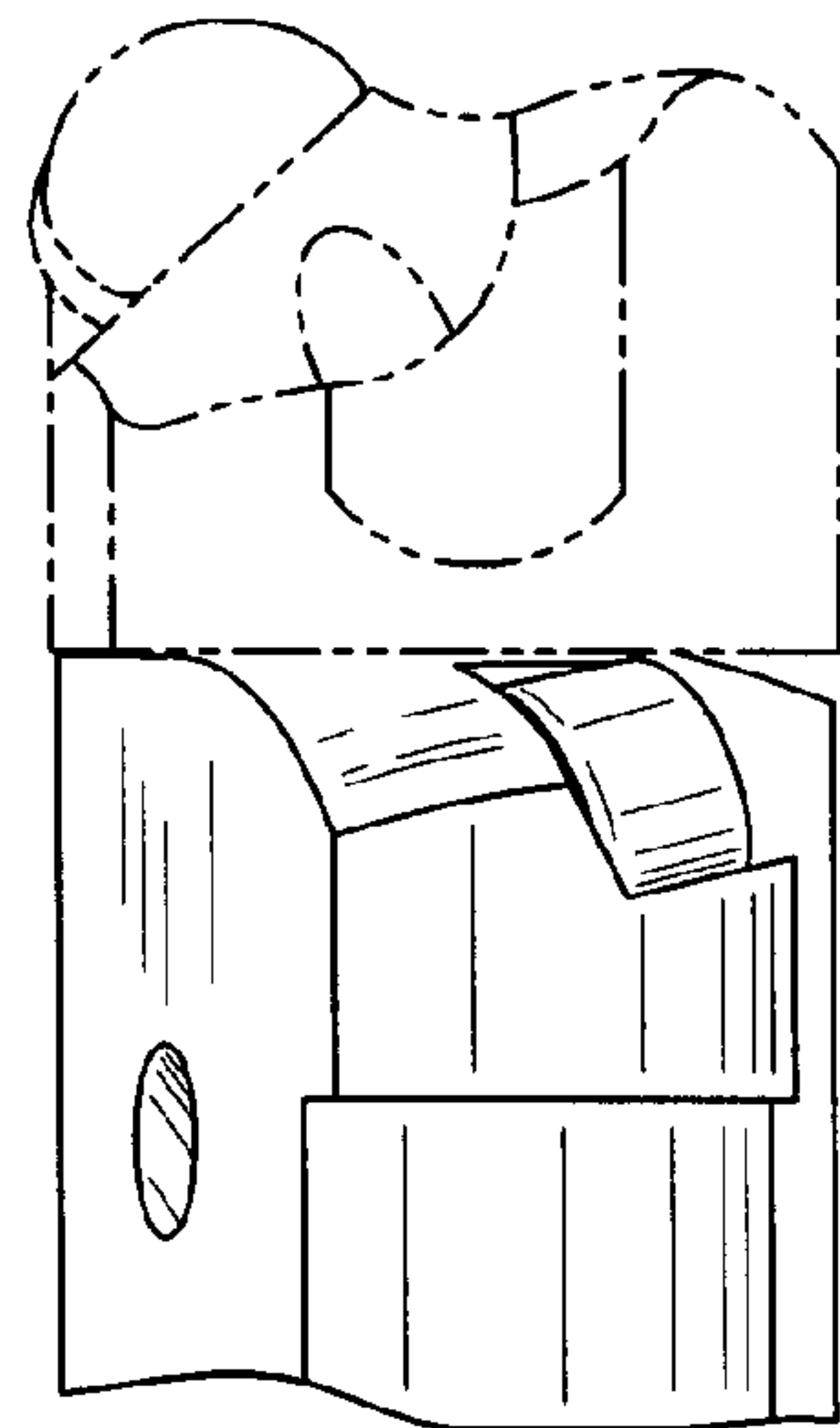


FIG. 4

