



US00D487734S

(12) **United States Design Patent**
Peng et al.

(10) **Patent No.:** **US D487,734 S**

(45) **Date of Patent:** **** Mar. 23, 2004**

(54) **CELLULAR PHONE**

(75) **Inventors:** **Chun-Chieh Peng, Taipei (TW);**
Gwo-Chyuan Chen, Taipei (TW)

(73) **Assignee:** **Quanta Computer Inc. (TW)**

(**) **Term:** **14 Years**

(21) **Appl. No.:** **29/169,949**

(22) **Filed:** **Oct. 30, 2002**

(51) **LOC (7) Cl.** **14-03**

(52) **U.S. Cl.** **D14/138**

(58) **Field of Search** D14/137, 138,
D14/218, 147-148, 247-248, 144, 341-347;
379/433.01-433.13, 419, 434, 428.01-428.04,
420.01-420.04, 440; 455/550.1-90.3; D21/517

(56) **References Cited**

U.S. PATENT DOCUMENTS

D332,604 S	*	1/1993	Miyake et al.	D14/343
D391,253 S	*	2/1998	Meyer	D14/138
D413,883 S	*	9/1999	Galletti et al.	D14/138
6,006,074 A	*	12/1999	De Larminat et al. ...	455/575.1
D427,171 S	*	6/2000	Frye et al.	D14/138
D430,858 S	*	9/2000	Nakahara et al.	D14/138
D434,016 S	*	11/2000	Hunt	D14/138
D436,583 S	*	1/2001	Newby et al.	D14/138
D446,509 S	*	8/2001	Chiu	D14/138
D448,355 S	*	9/2001	Higashi et al.	D14/138
D451,079 S	*	11/2001	Ali	D14/138
D454,849 S	*	3/2002	Eckholm	D14/138

D459,327 S	*	6/2002	Ali	D14/138
D464,940 S	*	10/2002	Jung	D14/138
D469,415 S	*	1/2003	Nam	D14/138
D469,416 S	*	1/2003	Nam	D14/138
D469,748 S	*	2/2003	Ribeiro et al.	D14/138
D469,750 S	*	2/2003	Nam	D14/138
D470,467 S	*	2/2003	Maruska et al.	D14/138
D476,300 S	*	6/2003	Pottie et al.	D14/138
D478,324 S	*	8/2003	OaNeil	D14/138
2003/0114198 A1	*	6/2003	Han	455/566

OTHER PUBLICATIONS

“PC 2000”; Panasonic GD75, p. 189 (Jan., 2002).

* cited by examiner

Primary Examiner—Jeffrey Asch

(74) *Attorney, Agent, or Firm*—Rabin & Berdo, PC

(57) **CLAIM**

The ornamental design for a cellular phone, as shown and described.

DESCRIPTION

FIG. 1 is a front, side perspective view of a cellular phone showing my new design;
FIG. 2 is a front elevational view thereof;
FIG. 3 is a rear elevational view thereof;
FIG. 4 is a left side elevational view thereof;
FIG. 5 is a right side elevational view thereof;
FIG. 6 is a top plan view thereof; and,
FIG. 7 is a bottom plan view thereof.

1 Claim, 4 Drawing Sheets

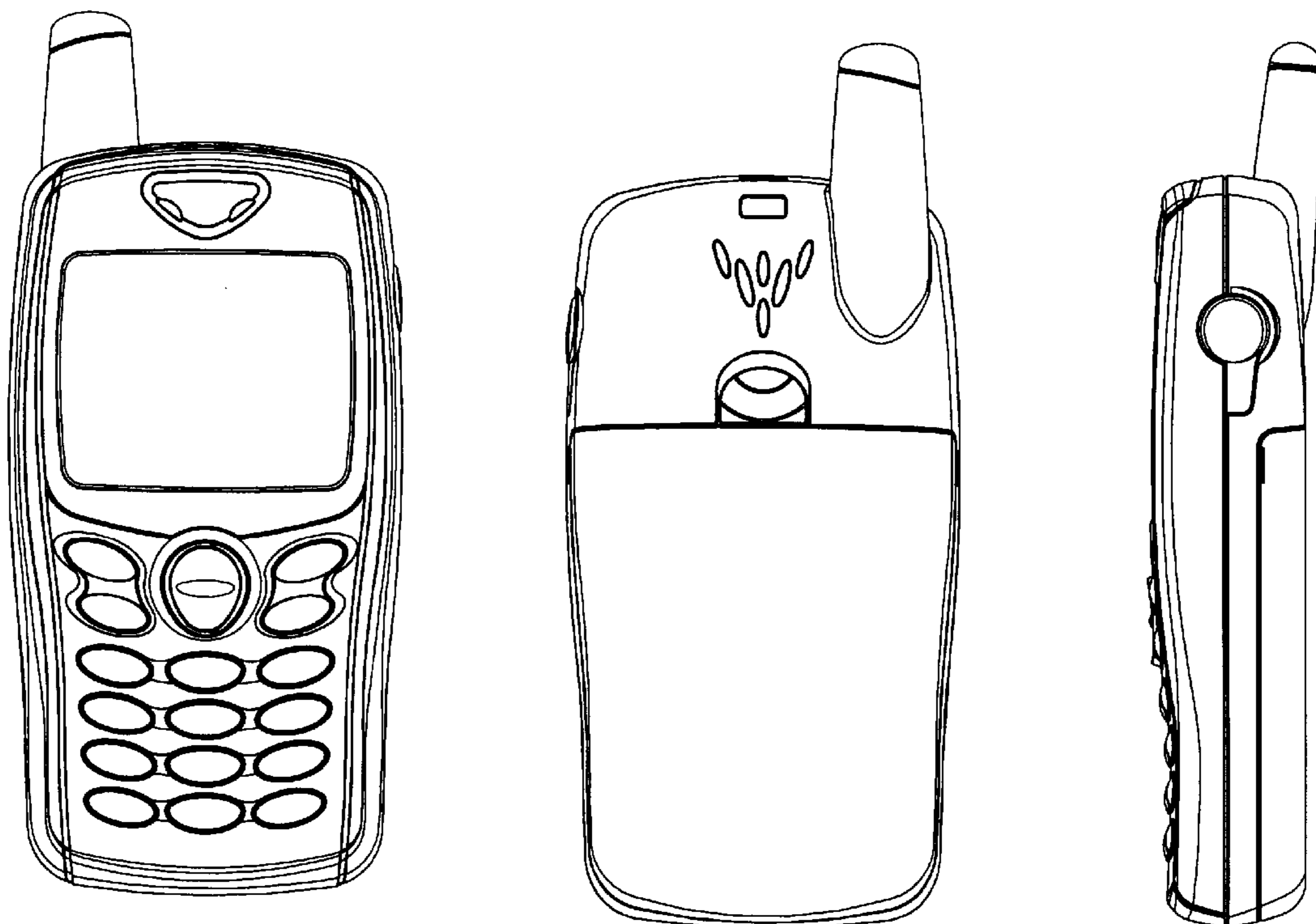




FIG. 1

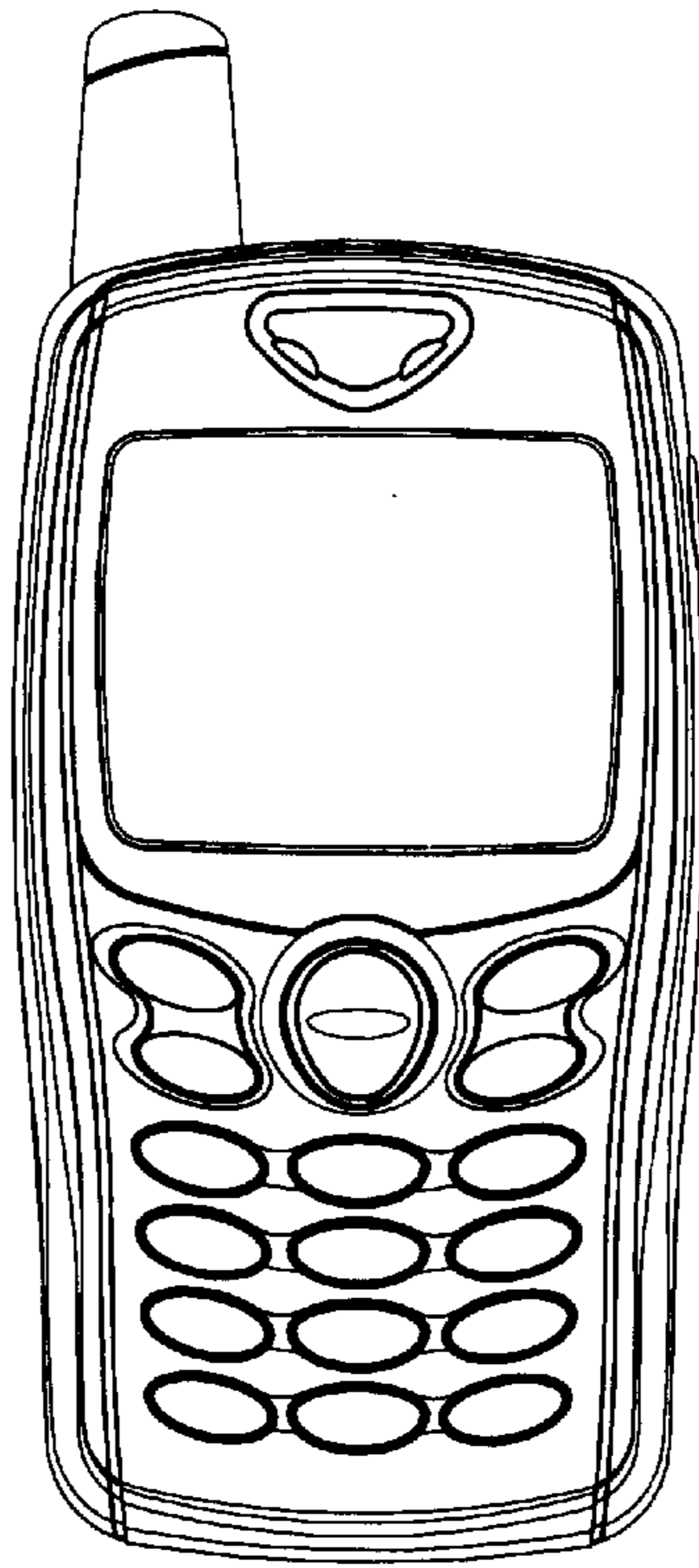


FIG. 2




FIG. 3

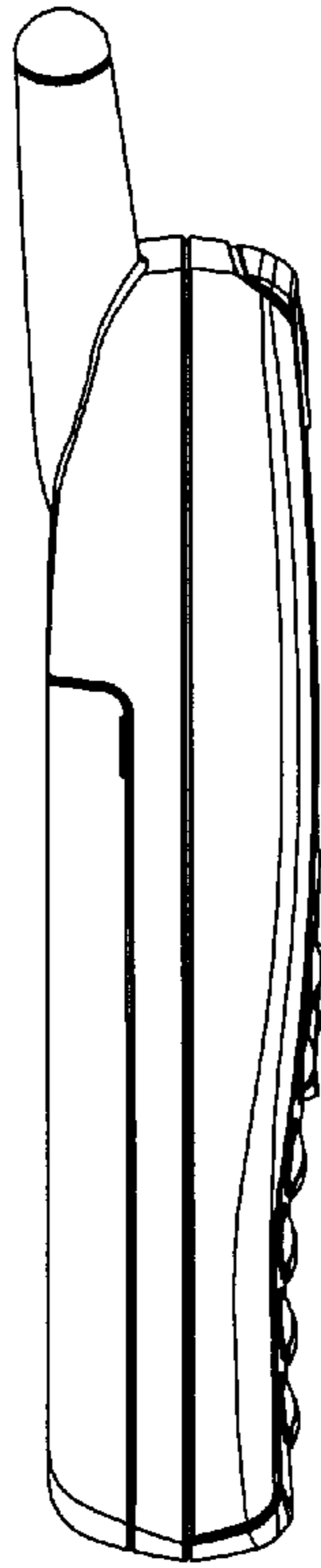


FIG. 4

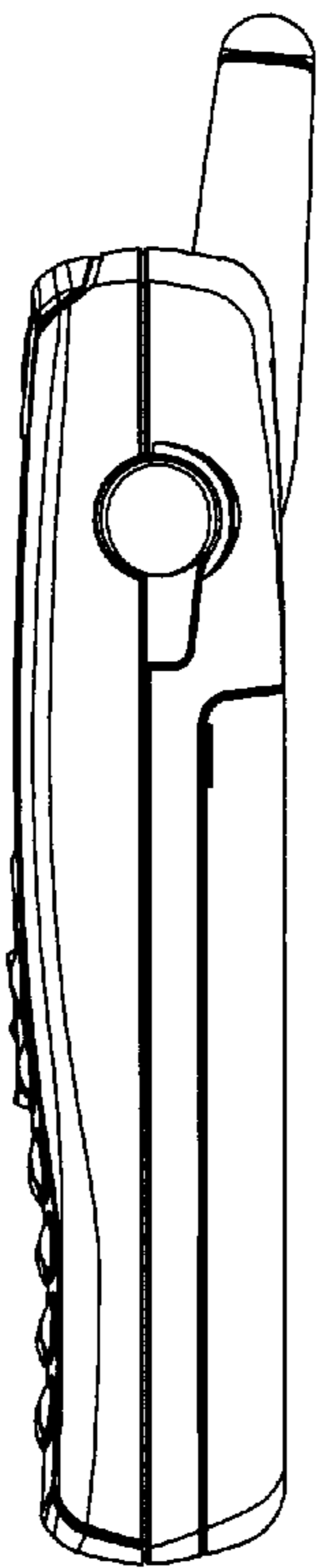


FIG. 5

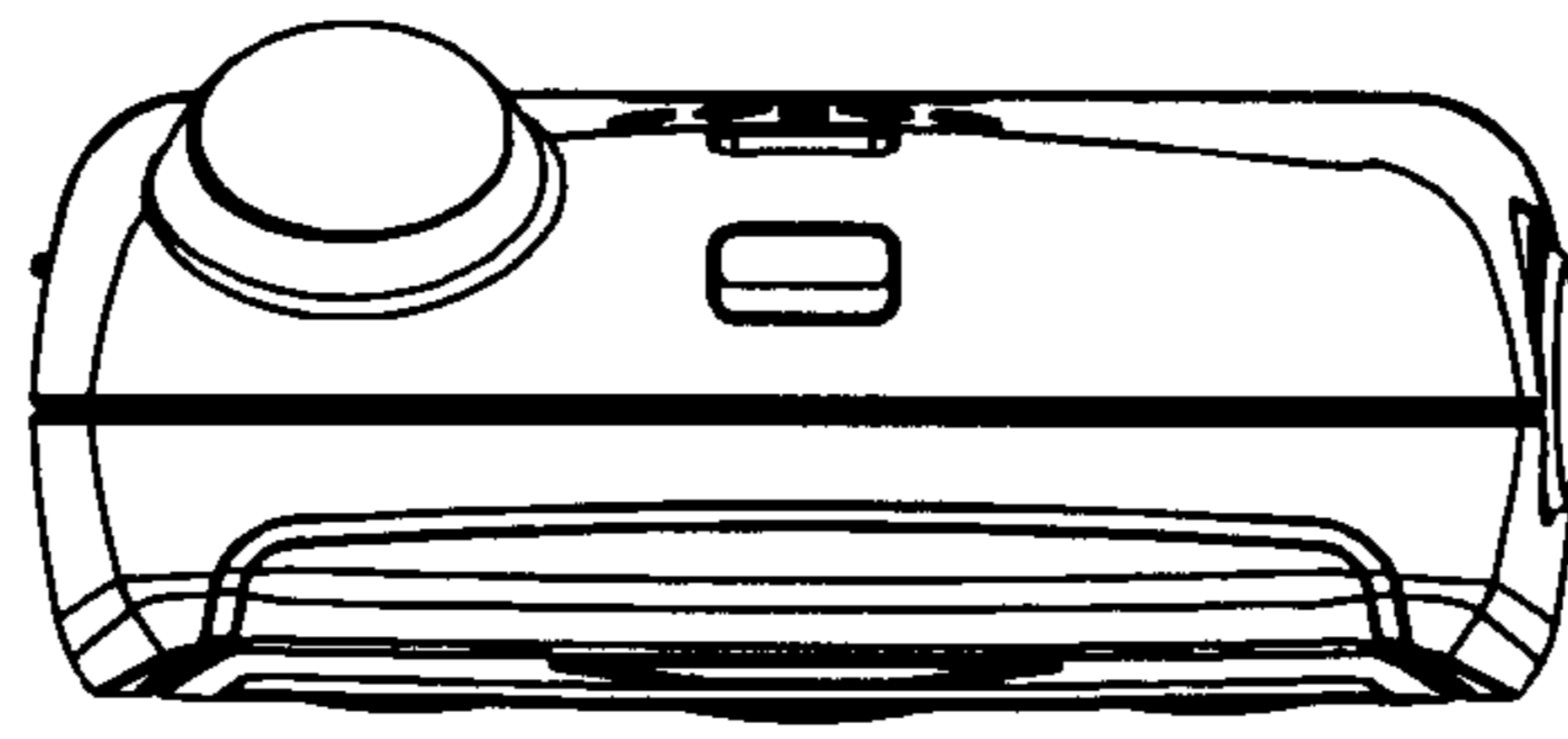


FIG. 6

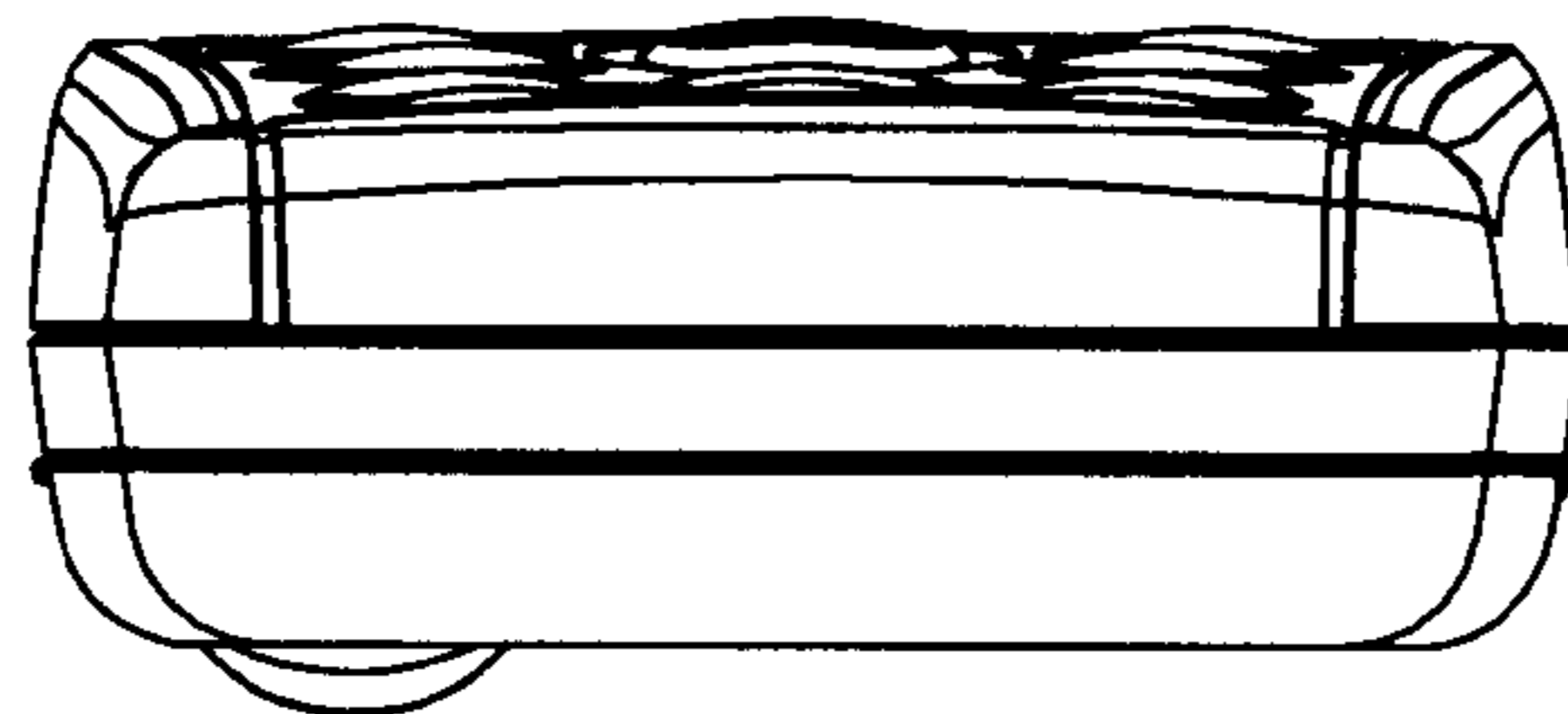


FIG. 7