



US00D487709S

(12) **United States Design Patent**
Ferlise

(10) **Patent No.: US D487,709 S**

(45) **Date of Patent: ** Mar. 23, 2004**

- (54) **EXPANDABLE WIRE BANGLE BRACELET**
- (76) Inventor: **Carolyn Rafaelian Ferlise**, 41 Highgate Rd., Cranston, RI (US) 02920
- (**) Term: **14 Years**
- (21) Appl. No.: **29/181,844**
- (22) Filed: **May 16, 2003**
- (51) **LOC (7) Cl. 11-01**
- (52) **U.S. Cl. D11/5**
- (58) **Field of Search D11/1-15, 18-20, D11/22-25, 93; 63/3-4, 9, 21, 38; 59/79.1, 79.3, 78, 83**

- (56) **References Cited**
- U.S. PATENT DOCUMENTS**
- 393,239 A * 11/1888 Johnstone D11/10
- 1,043,063 A * 11/1912 Cahoon 63/3
- D152,434 S * 1/1949 Pizzano et al. D11/2
- D224,257 S * 7/1972 Lee D11/4
- D247,482 S * 3/1978 Schupp D11/4
- 5,247,814 A 9/1993 McDonald
- D386,999 S * 12/1997 Kothari D11/4
- D446,146 S * 8/2001 Cevallos D11/3
- D446,147 S * 8/2001 Cevallos D11/5
- D452,456 S * 12/2001 Cabarbaye D11/3
- D460,373 S * 7/2002 Cabarbaye D11/3

* cited by examiner

Primary Examiner—Ralf Seifert
(74) *Attorney, Agent, or Firm*—Barlow, Josephs & Holmes, Ltd.

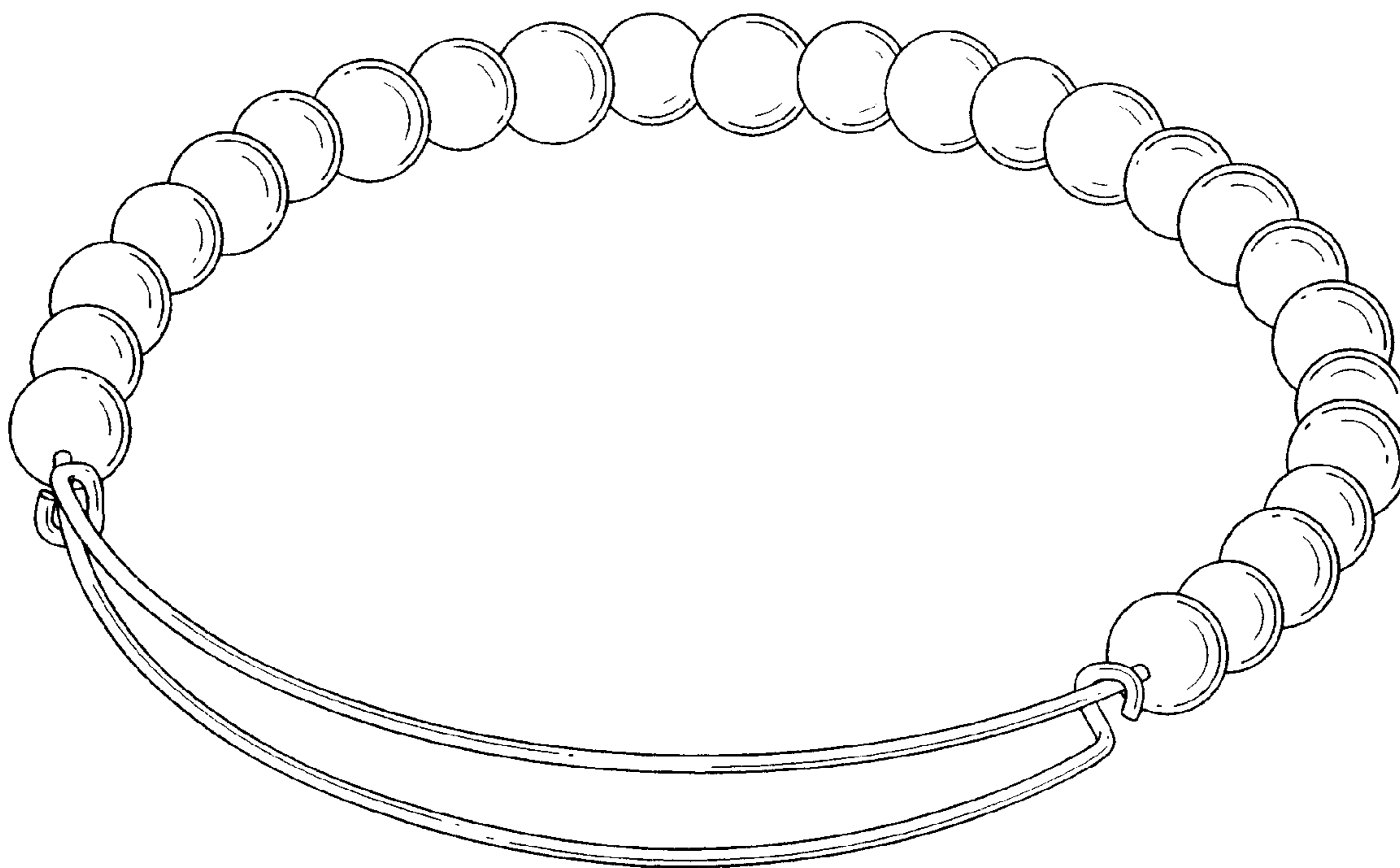
(57) **CLAIM**

The ornamental design for an expandable wire bangle bracelet, as shown and described.

DESCRIPTION

FIG. 1 is a perspective view of an expandable bangle bracelet, showing my new design;
 FIG. 2 is a top plan view thereof;
 FIG. 3 is a bottom view thereof;
 FIG. 4 is a left side view thereof;
 FIG. 5 is a right side view thereof;
 FIG. 6 is a rear view thereof;
 FIG. 7 is a front view thereof;
 FIG. 8 is a perspective view of a second embodiment of my design; and,
 FIG. 9 is a perspective view of a third embodiment of my design.
 The subject matter depicted in dashed lines in FIG. 9 is shown for illustrative purposes only and forms no part of the claimed design.

1 Claim, 8 Drawing Sheets



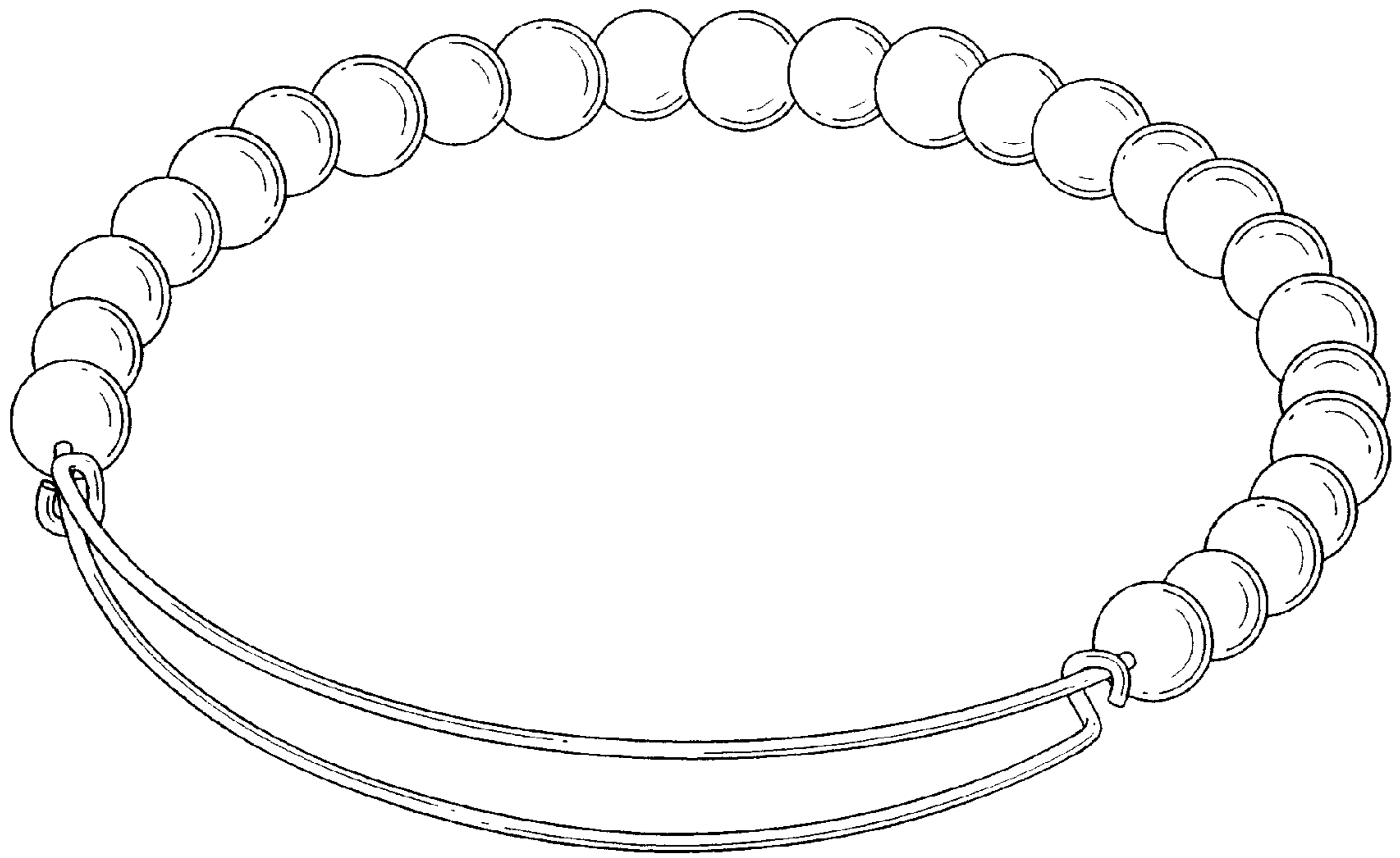


FIG. 1



FIG. 2



FIG. 3




FIG. 4




FIG. 5

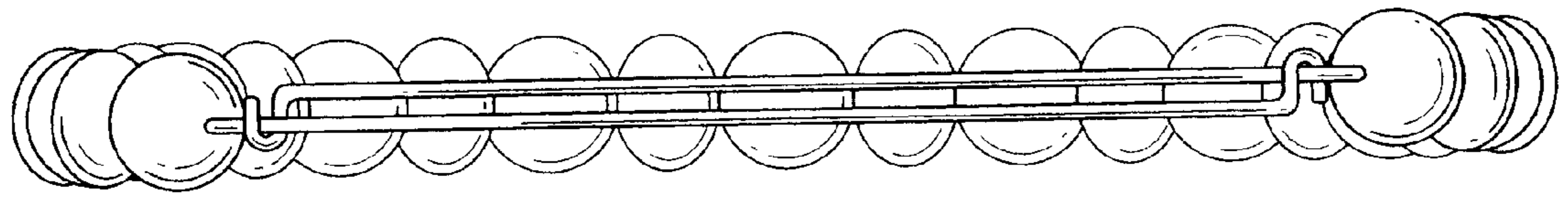


FIG. 6

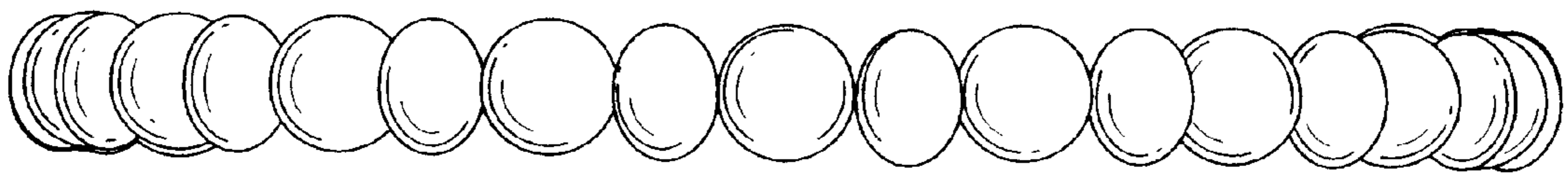


FIG. 7

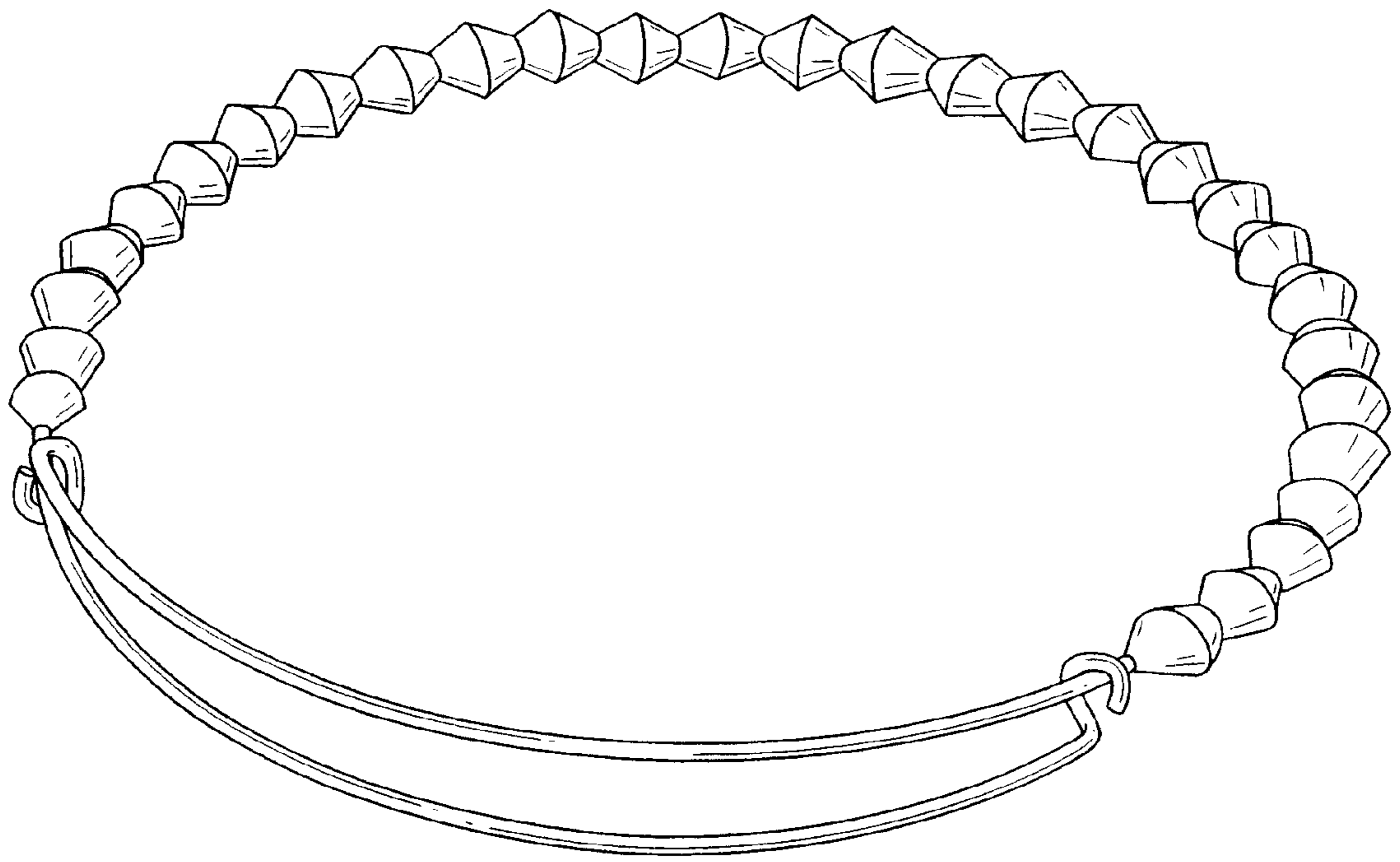


FIG. 8