



US00D487696S

(12) **United States Design Patent**  
**Sonneman**

(10) **Patent No.:** **US D487,696 S**

(45) **Date of Patent:** **\*\* Mar. 23, 2004**

(54) **OVAL SOAP PUMP DISPENSER**

(75) Inventor: **Robert A. Sonneman**, Mamaroneck,  
NY (US)

(73) Assignee: **Lifetime Hoan Corporation**, Westbury,  
NY (US)

(\*\*) Term: **14 Years**

(21) Appl. No.: **29/183,730**

(22) Filed: **Jun. 17, 2003**

(51) **LOC (7) Cl.** ..... **09-01**

(52) **U.S. Cl.** ..... **D9/300**

(58) **Field of Search** ..... D9/300, 313, 504,  
D9/520, 548, 443; D6/542; D23/369; D10/40;  
D7/540, 558, 584, 591, 504, 602, 629;  
222/181.2, 246, 322, 456, 563; 220/4.21,  
4.25

(56) **References Cited**

**U.S. PATENT DOCUMENTS**

D214,829 S \* 8/1969 Muscatiello ..... D9/300

D240,829 S \* 8/1976 Jones et al. .... D9/300

D306,965 S \* 4/1990 Jaworski ..... D9/300

D383,388 S \* 9/1997 Meiji ..... D9/504

\* cited by examiner

*Primary Examiner*—Paula A. Mortimer

(74) *Attorney, Agent, or Firm*—Gottlieb, Rackman &  
Reisman, P.C.

(57) **CLAIM**

The ornamental design for an oval soap pump dispenser, as shown and described.

**DESCRIPTION**

FIG. 1 is a top front and left perspective view of my new design;

FIG. 2 is a top plan view thereof;


FIG. 3 is a front view thereof;


FIG. 4 is a right side view thereof, the left side view being a mirror image thereof; and,

FIG. 5 is a rear view thereof.

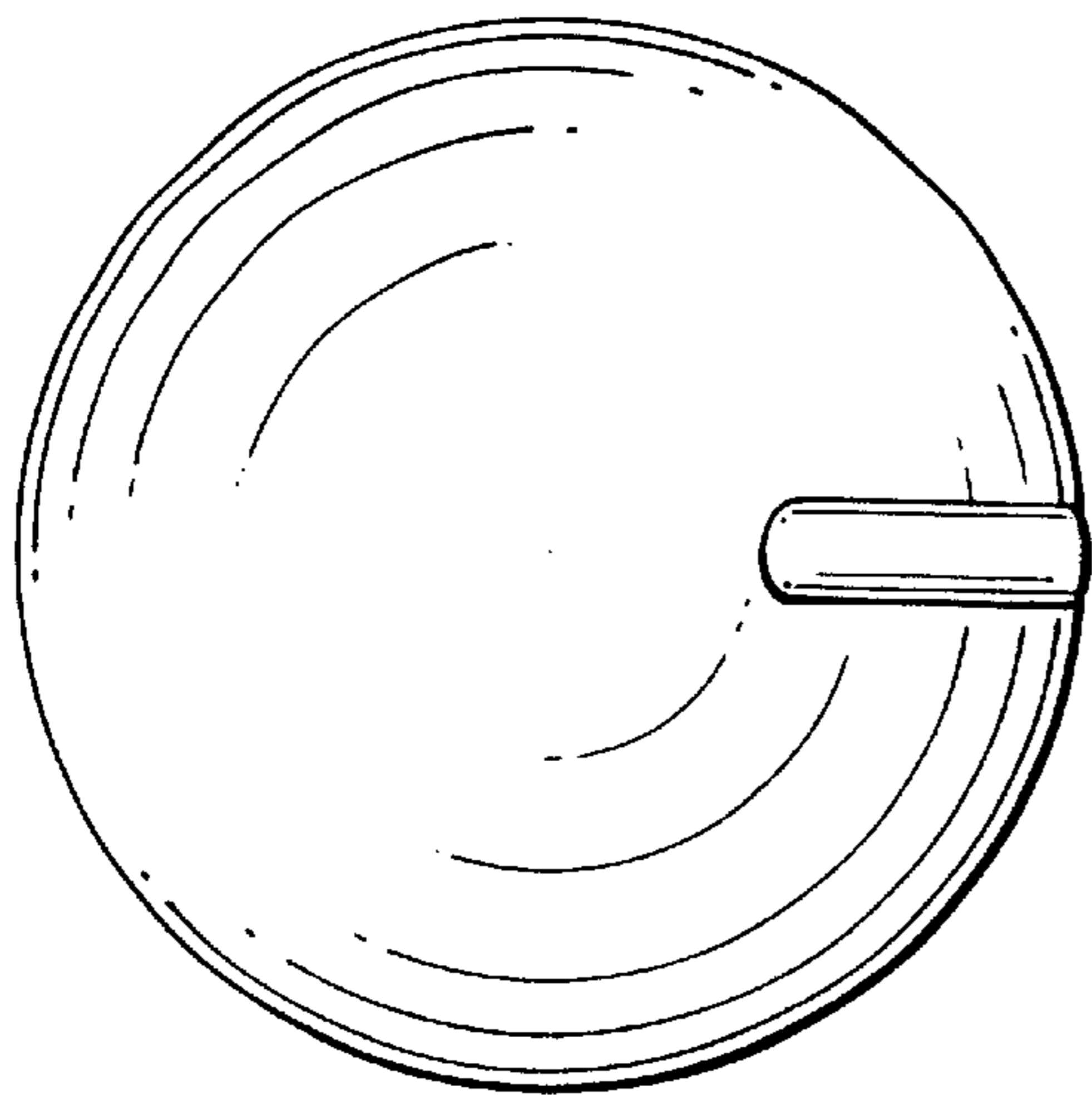
The bottom plan view is plain and unadorned, and forms no part of the claimed design.

**1 Claim, 3 Drawing Sheets**

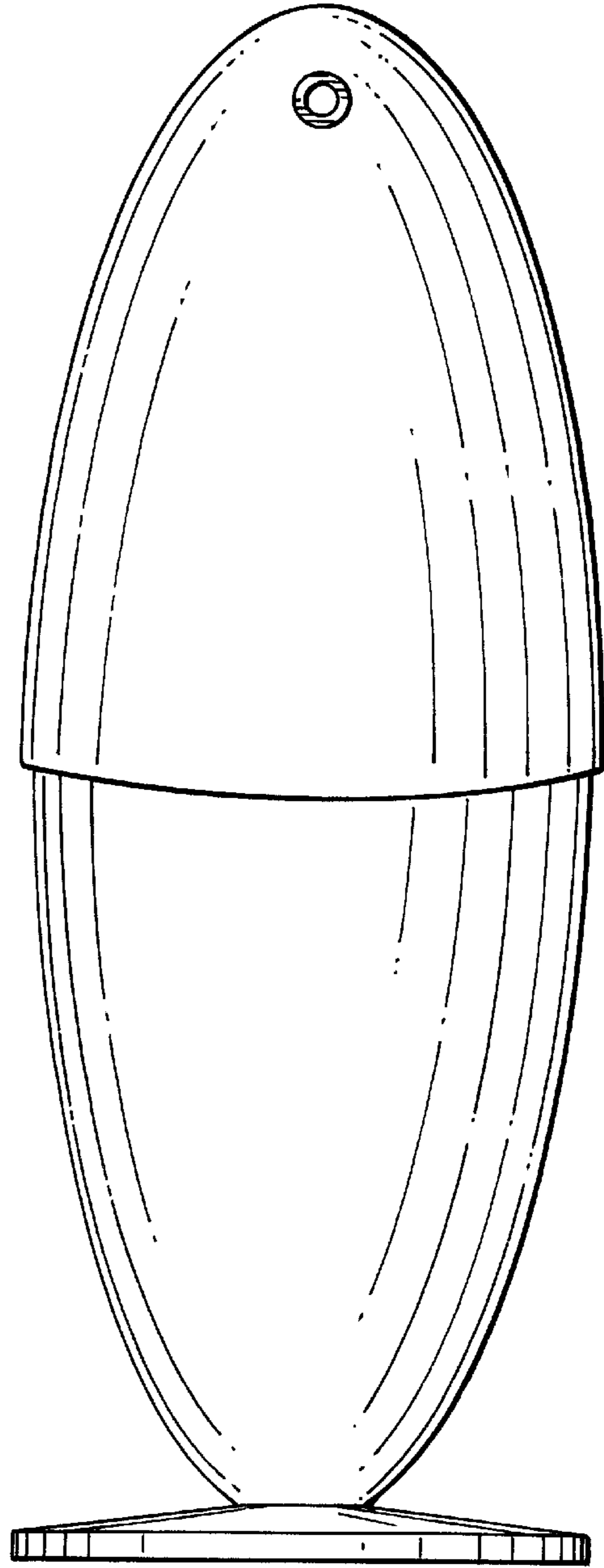




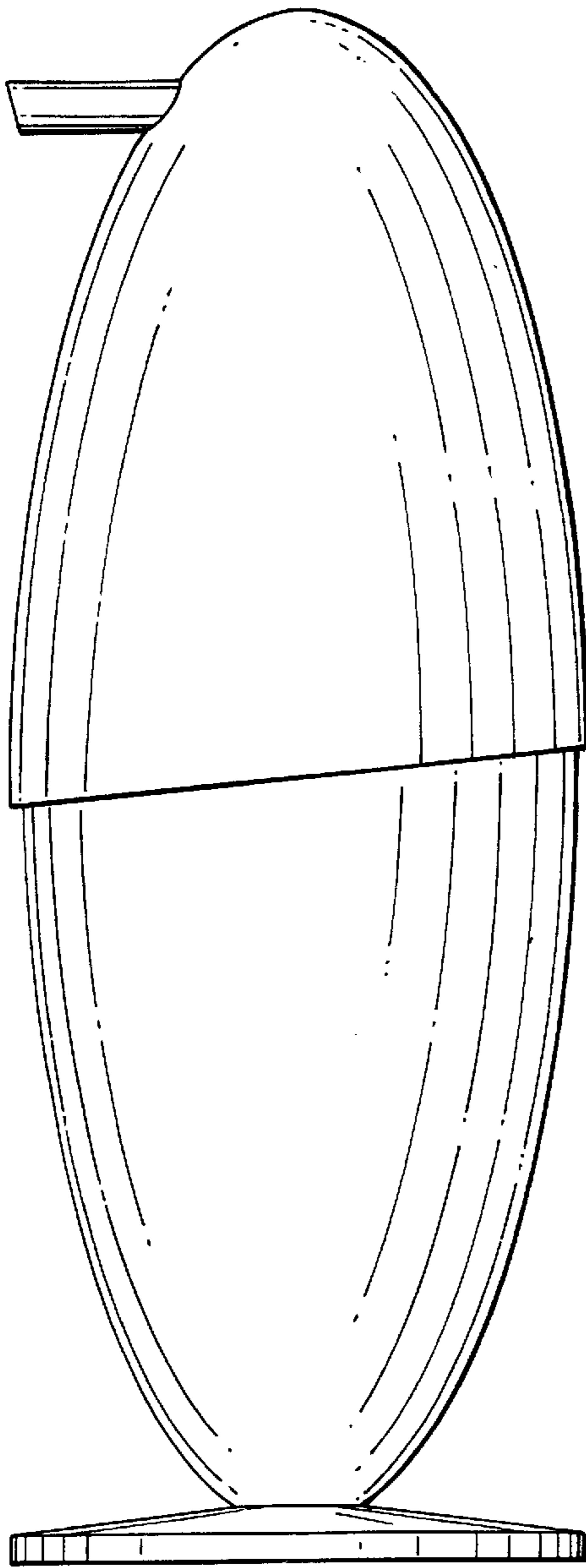
*FIG. 1*



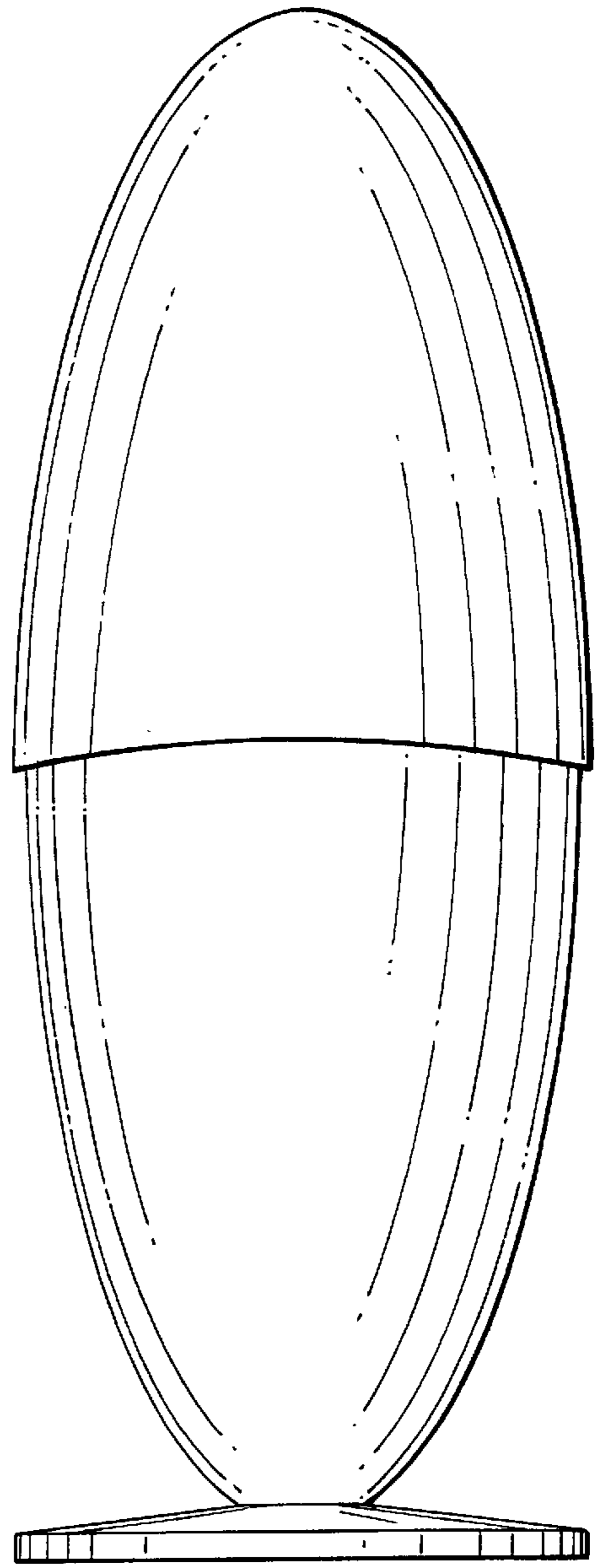
*FIG. 2*



*FIG. 3*



*FIG. 4*



*FIG. 5*