



US00D487678S

(12) **United States Design Patent**
Overthun et al.

(10) **Patent No.:** **US D487,678 S**

(45) **Date of Patent:** **** Mar. 23, 2004**

(54) **LADLE**

D220,639 S * 5/1971 Todd D7/691
5,894,668 A * 4/1999 Cooke 30/324

(75) Inventors: **Thomas Overthun**, San Francisco, CA (US); **David M. Webster**, San Francisco, CA (US); **Dana R. Nicholson**, San Francisco, CA (US); **James R. Yurchenco**, Palo Alto, CA (US); **Annetta M. Papadopoulos**, Palo Alto, CA (US)

* cited by examiner

Primary Examiner—Terry A. Wallace
(74) *Attorney, Agent, or Firm*—Snell & Wilmer LLP

(73) Assignee: **Zyliss USA Corp.**, Foothill Ranch, CA (US)

(57) **CLAIM**

The ornamental design for the ladle, as shown.

(**) Term: **14 Years**

DESCRIPTION

(21) Appl. No.: **29/180,438**

FIG. 1 is a side perspective view of a ladle showing an exemplary embodiment of our new design;

(22) Filed: **Apr. 22, 2003**

FIG. 2 is a left side view of the ladle of FIG. 1;

(51) **LOC (7) Cl.** **07-02**

FIG. 3 is a right side view of the ladle of FIG. 1;

(52) **U.S. Cl.** **D7/691**

FIG. 4 is a back view of the ladle of FIG. 1;

(58) **Field of Search** D7/395, 681–697;
D8/107; 16/110.1, 430, 431; 30/324–328;
294/55

FIG. 5 is a front view of the ladle of FIG. 1;

FIG. 6 is a top view of the ladle of FIG. 1; and,

FIG. 7 is a bottom view of the ladle of FIG. 1.

(56) **References Cited**

U.S. PATENT DOCUMENTS

1,228,373 A * 5/1917 Kristofer 294/55

1 Claim, 4 Drawing Sheets






FIG.1




FIG. 2

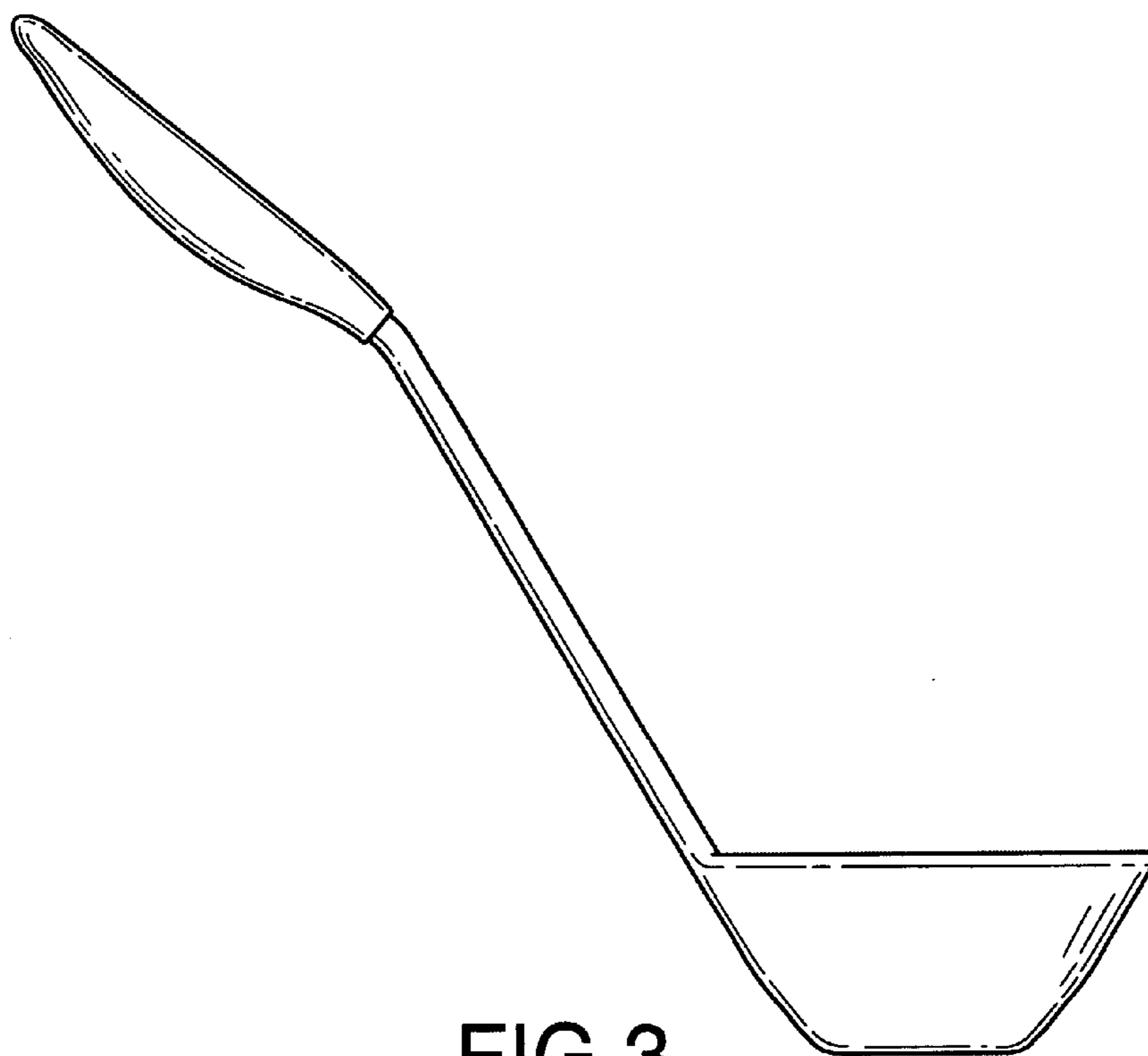


FIG. 3

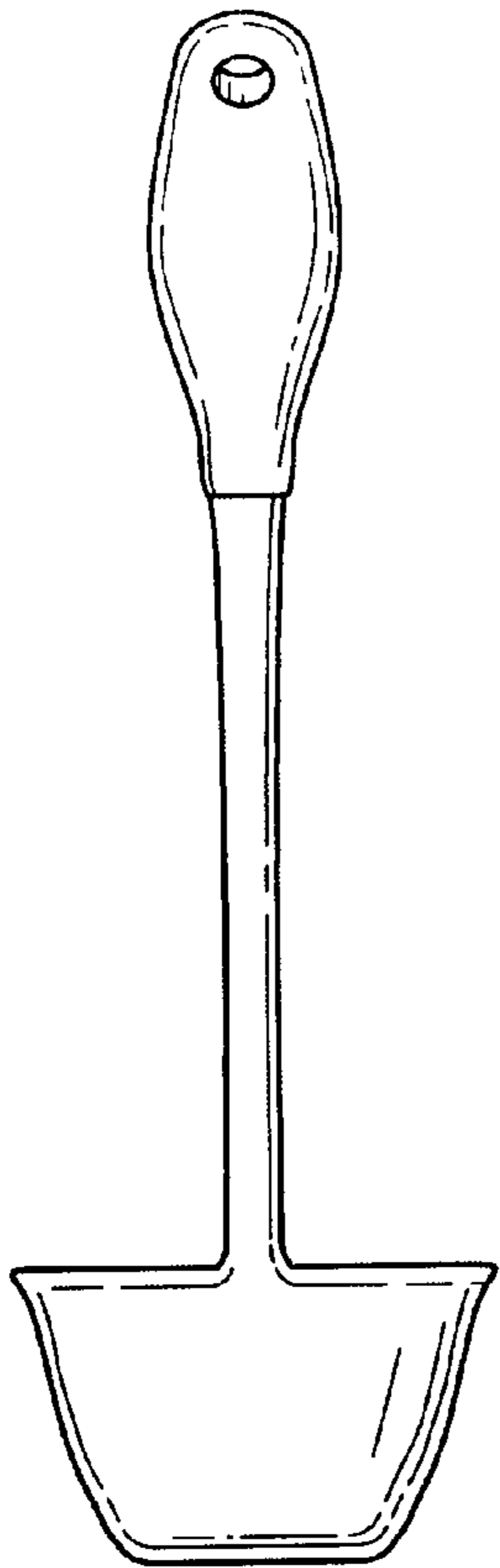


FIG. 4

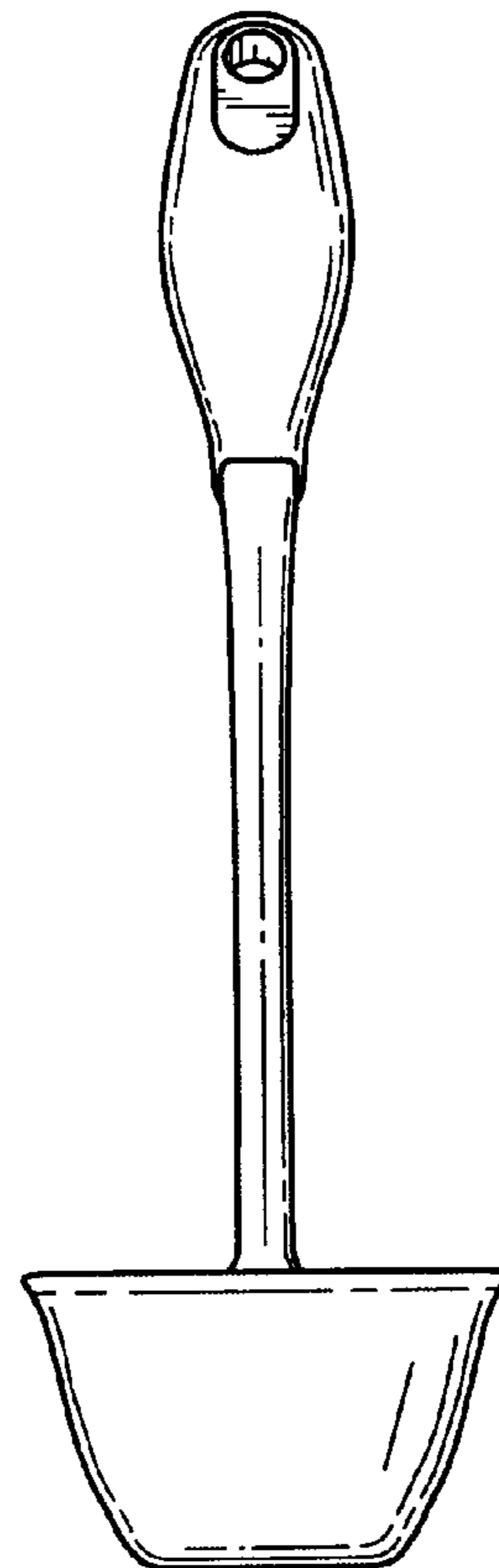


FIG. 5

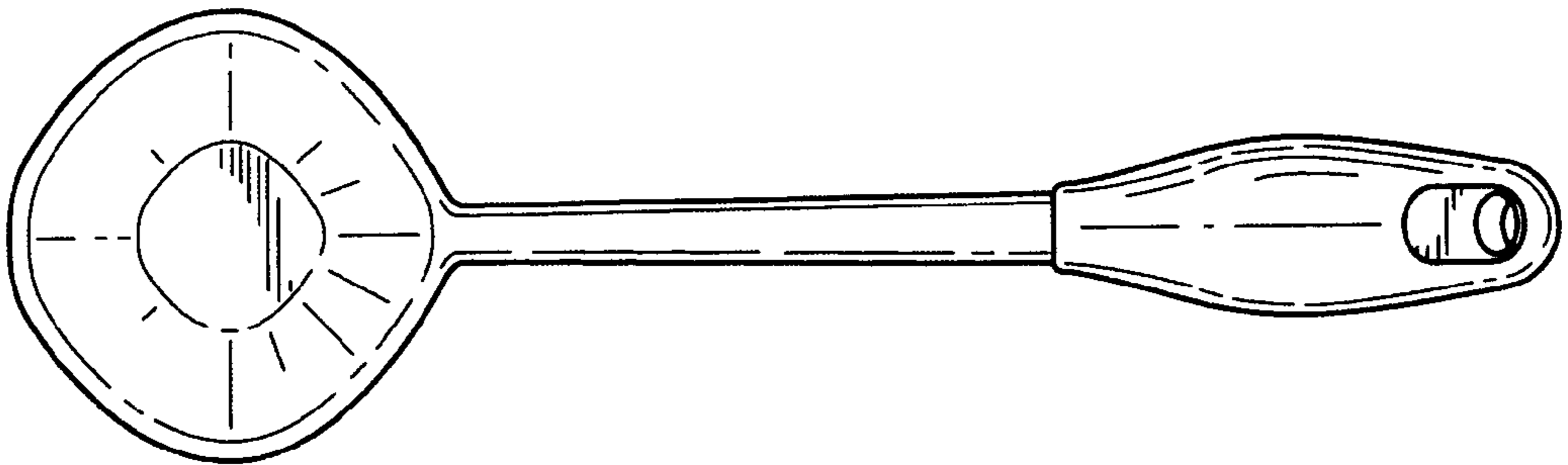


FIG. 6

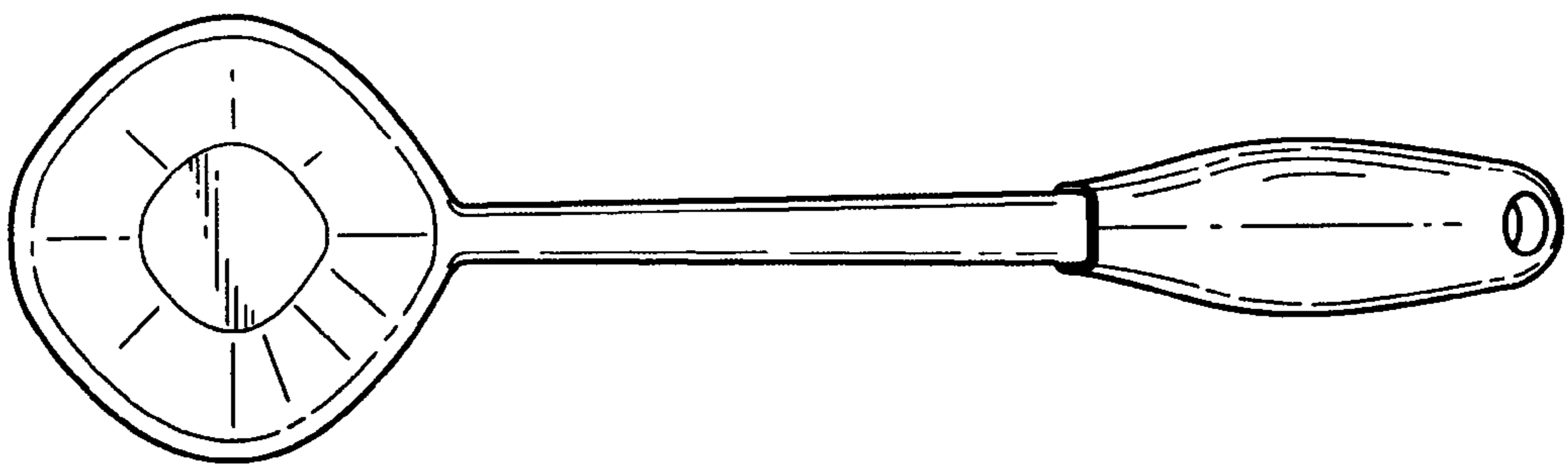


FIG. 7