



US00D487677S

(12) **United States Design Patent**  
**Overthun et al.**

(10) **Patent No.:** **US D487,677 S**

(45) **Date of Patent:** **\*\* Mar. 23, 2004**

(54) **MASHER**

(75) Inventors: **Thomas Overthun**, San Francisco, CA (US); **David M. Webster**, San Francisco, CA (US); **Dana R. Nicholson**, San Francisco, CA (US); **James R. Yurchenco**, Palo Alto, CA (US); **Annetta M. Papadopoulos**, Palo Alto, CA (US); **Kevin C. VonEssen**, San Jose, CA (US)

(73) Assignee: **Zyliss USA Corp.**, Foothill Ranch, CA (US)

(\*\*) Term: **14 Years**

(21) Appl. No.: **29/180,403**

(22) Filed: **Apr. 23, 2003**

(51) **LOC (7) Cl.** ..... **07-04**

(52) **U.S. Cl.** ..... **D7/682**

(58) **Field of Search** ..... D7/681-697, 395; 30/322-324, 346; 241/168, 169.2; 366/129; 16/110.1, 430, 431; D8/107

(56) **References Cited**

**U.S. PATENT DOCUMENTS**

D108,028 S \* 1/1938 Jackson ..... D7/682

2,714,909 A \* 8/1955 Bryn ..... 241/169.2  
2,726,696 A \* 12/1955 Filthuth ..... 241/169.2  
3,865,317 A \* 2/1975 Brehm ..... 241/169.2  
D296,970 S \* 8/1988 Bruckner ..... D7/682  
5,125,751 A \* 6/1992 Coigley ..... 366/129

\* cited by examiner

*Primary Examiner*—Terry A. Wallace  
(74) *Attorney, Agent, or Firm*—Snell & Wilmer LLP

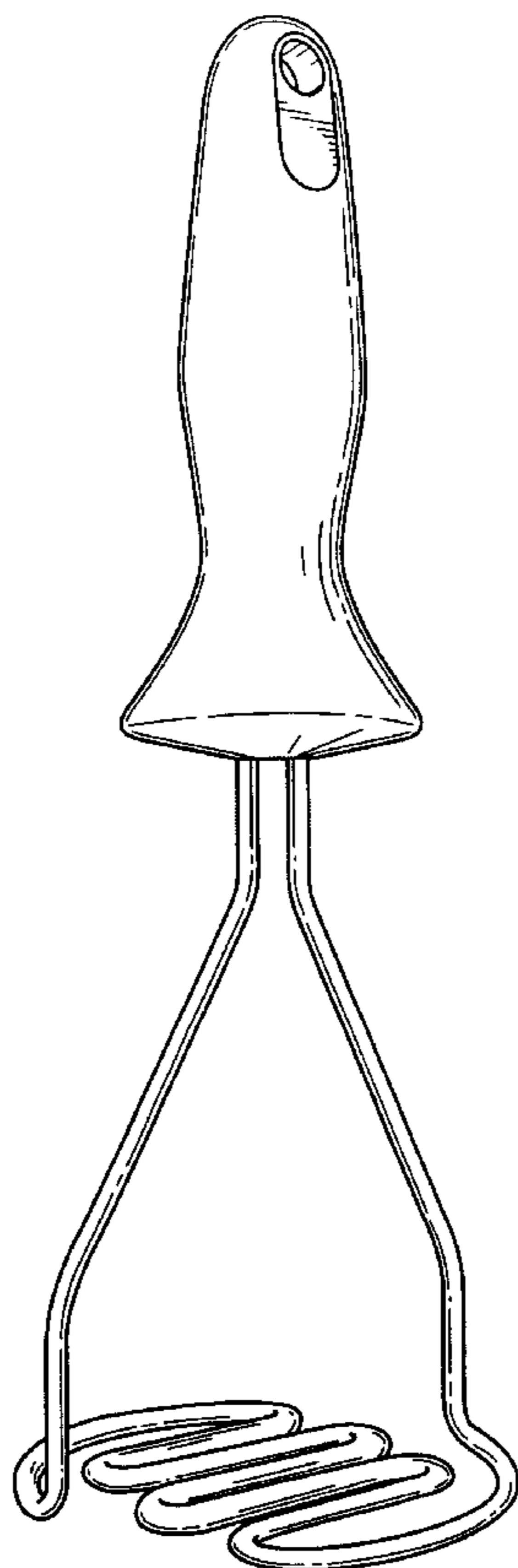
(57) **CLAIM**

The ornamental design for the masher, as shown.

**DESCRIPTION**

FIG. 1 is a front perspective view of a masher showing an exemplary embodiment of our new design;  
FIG. 2 is a first side view of the masher of FIG. 1;  
FIG. 3 is a second side view of the masher of FIG. 1;  
FIG. 4 is a third side view of the masher of FIG. 1;  
FIG. 5 is a fourth side view of the masher of FIG. 1;  
FIG. 6 is a top view of the masher of FIG. 1; and,  
FIG. 7 is a bottom view of the masher of FIG. 1.

**1 Claim, 4 Drawing Sheets**



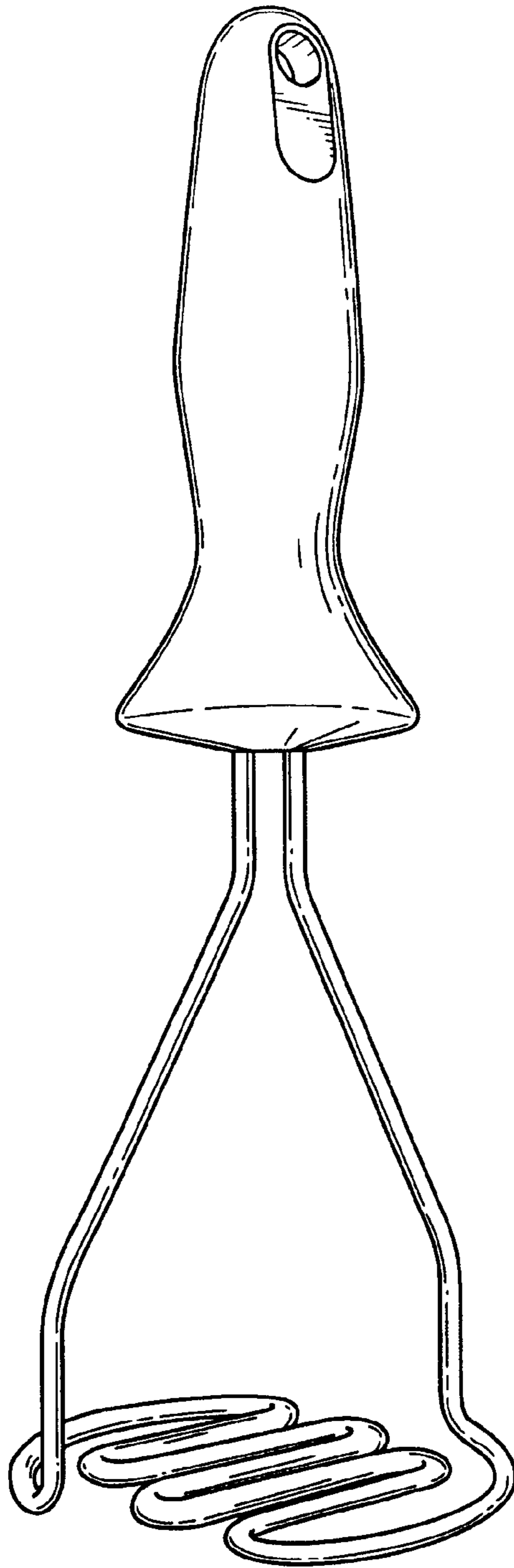


FIG.1

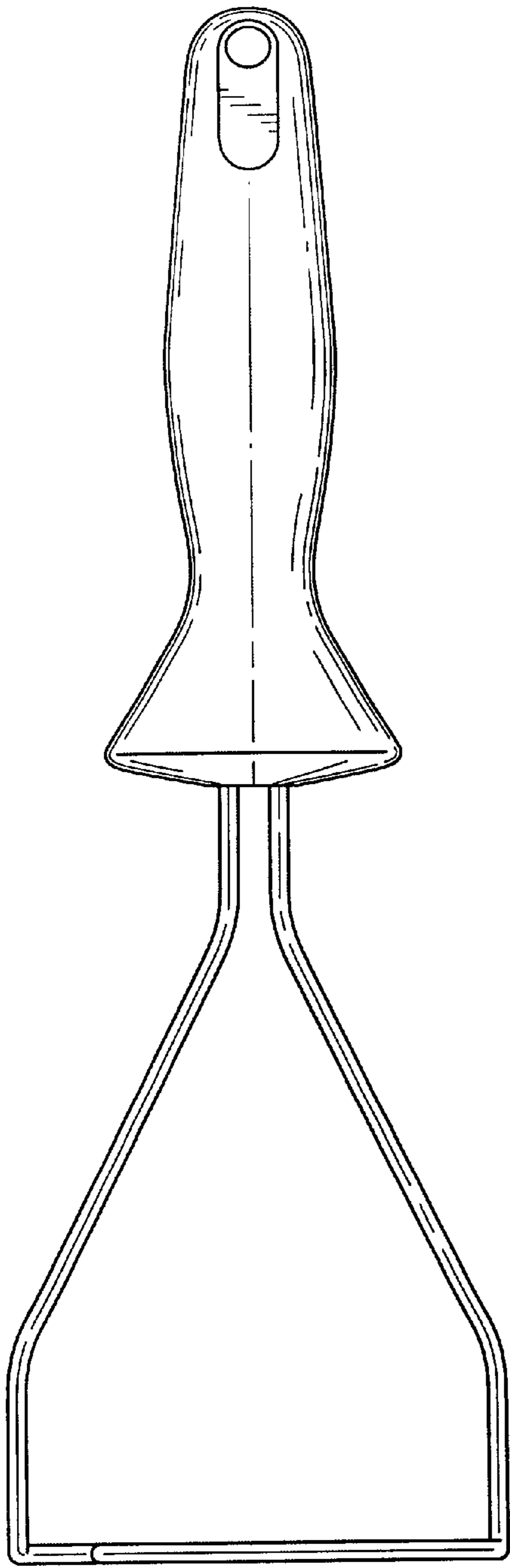


FIG. 2

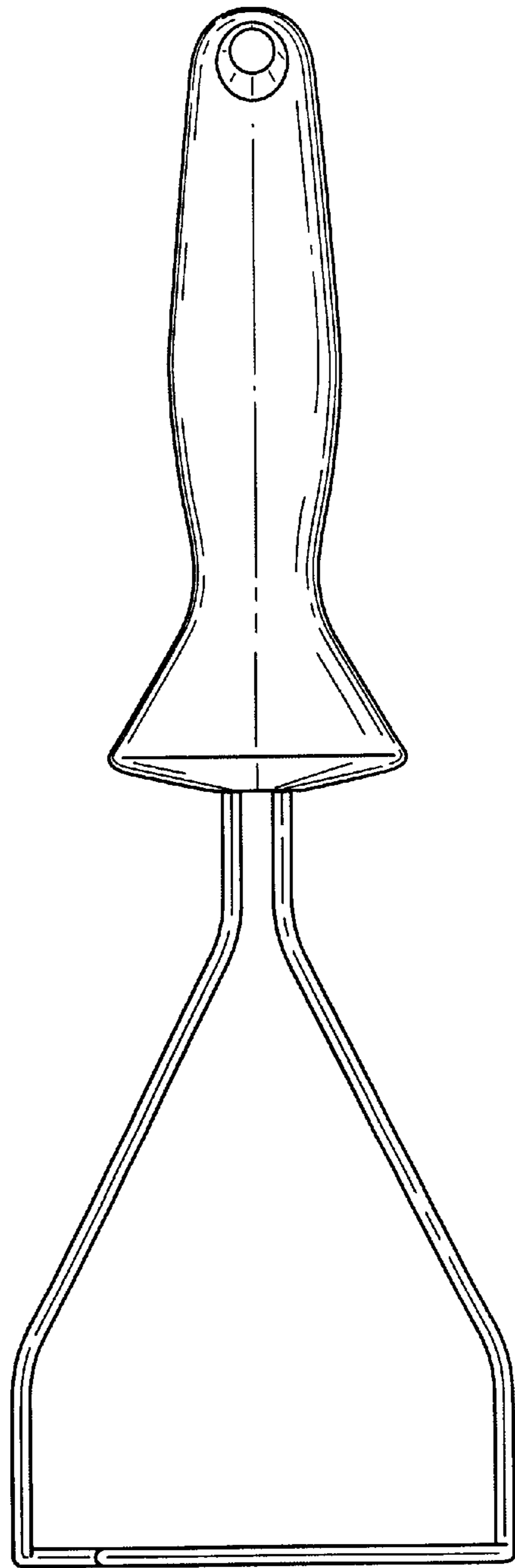


FIG. 3

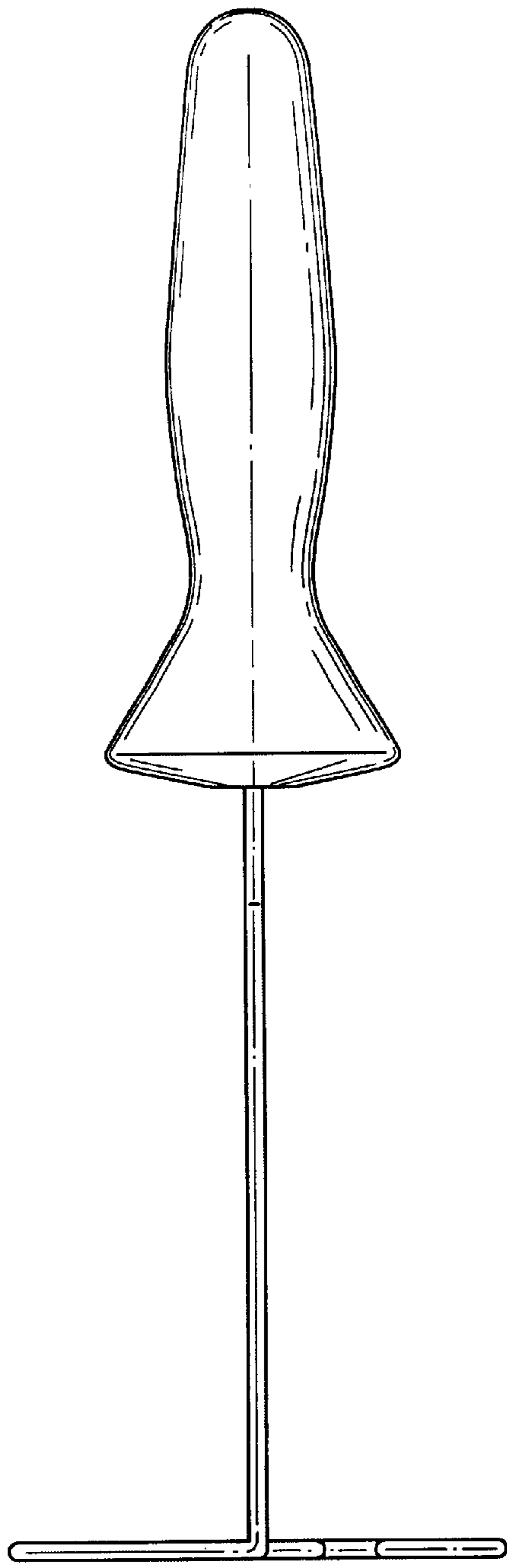


FIG. 4

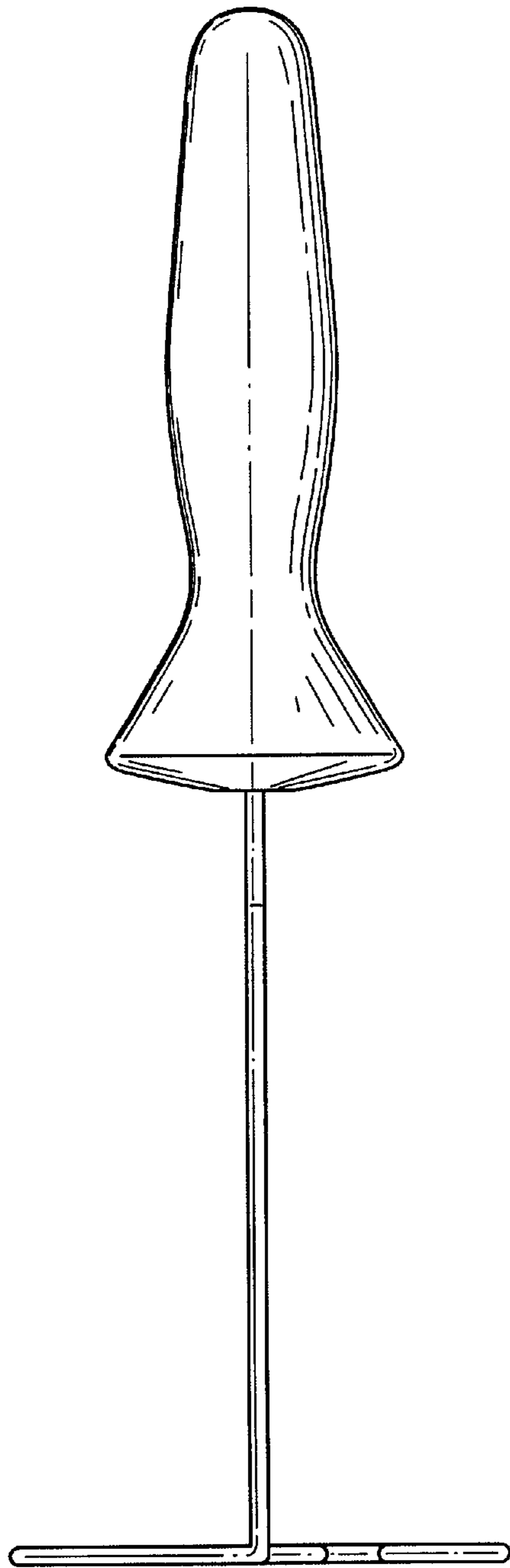


FIG. 5




FIG. 6




FIG. 7