



US00D487628S

(12) **United States Design Patent**
Mathews

(10) **Patent No.:** **US D487,628 S**

(45) **Date of Patent:** **** Mar. 23, 2004**

(54) **CONTOURED BELT CLIP FOR FOLDING KNIFE**

(75) **Inventor:** **Michael T. Mathews**, Frankfort, NY (US)

(73) **Assignee:** **Utica Cutlery Company**, Utica, NY (US)

(**) **Term:** **14 Years**

(21) **Appl. No.:** **29/181,638**

(22) **Filed:** **May 13, 2002**

(51) **LOC (7) Cl.** **03-01**

(52) **U.S. Cl.** **D3/215; D3/220**

(58) **Field of Search** D3/215, 207-212, D3/228, 220; 24/3.1, 3.11, 3.3, 3.5, 3.6, 3.12; 224/232, 240, 236, 241, 245

(56) **References Cited**

U.S. PATENT DOCUMENTS

D349,030 S	*	7/1994	Chatterton et al.	D8/307
D382,105 S	*	8/1997	Bonaldi	D3/215
D415,343 S	*	10/1999	Maddox	D3/215
D416,675 S	*	11/1999	MacDonald	D3/207
D445,251 S	*	7/2001	Newler	D3/266
6,477,744 B1	*	11/2002	Miles	24/3.12

OTHER PUBLICATIONS

Blade Magazine, The "Shark" with pocket clip, by Pat Crawford, p. 78, Aug. 1995.*

* cited by examiner

Primary Examiner—Catherine R. Oliver

(74) *Attorney, Agent, or Firm*—Christopher R. Pastel; Hancock & Estabrook, LLP

(57) **CLAIM**

The ornamental design for a contoured belt clip for folding knife, as shown and described.

DESCRIPTION

FIG. 1 is a perspective view of my new design of a contoured belt clip for a folding knife, the folding knife casing being shown in phantom for purposes of illustration and forming no part of the claimed design;

FIG. 2 is a top plan view thereof as seen through the casing;

FIG. 3 is a bottom plan view thereof;

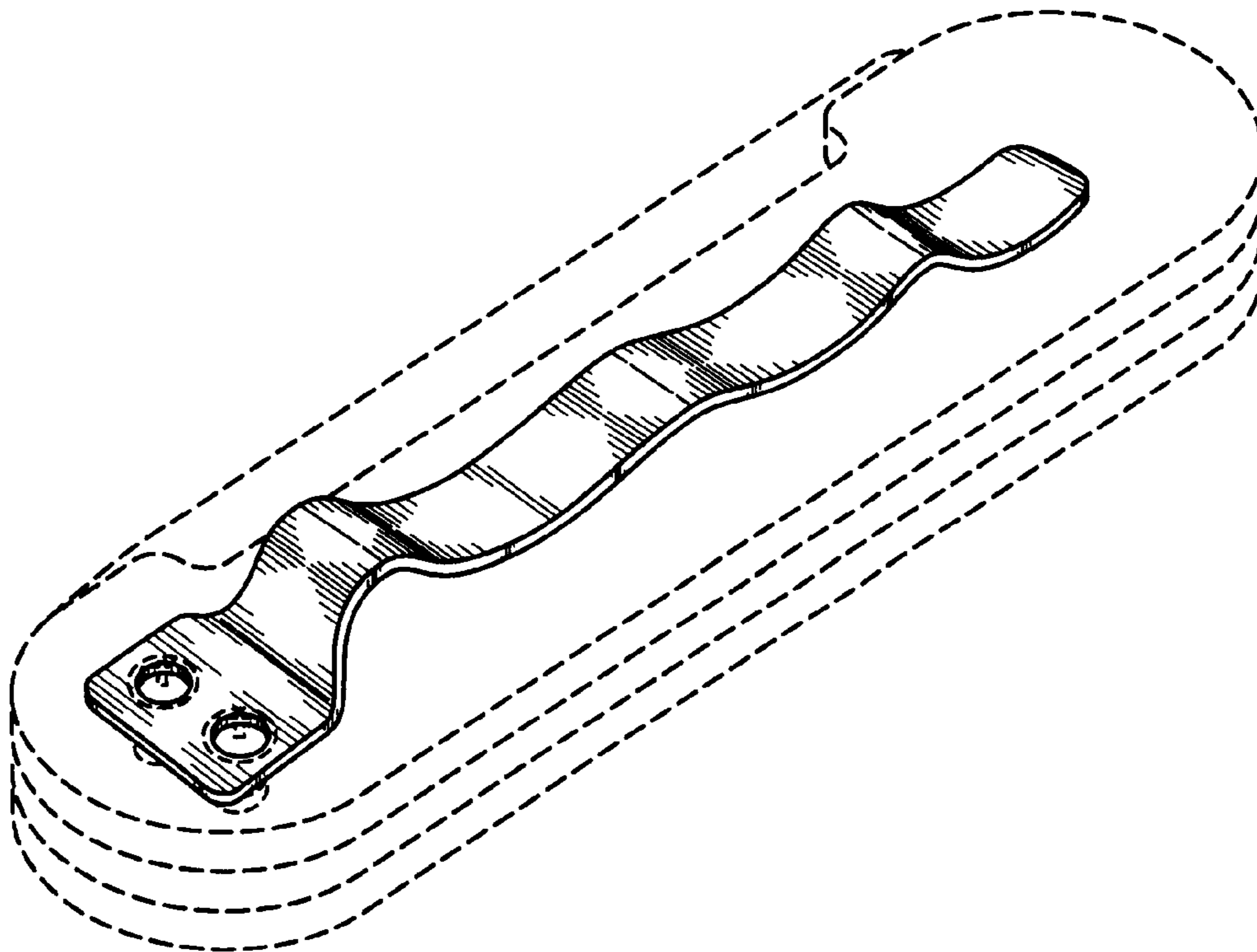
FIG. 4 is a side elevational view thereof;

FIG. 5 is an opposite side elevational view thereof;

FIG. 6 is a rear elevational view thereof; and,

FIG. 7 is a front elevational view thereof.

1 Claim, 4 Drawing Sheets



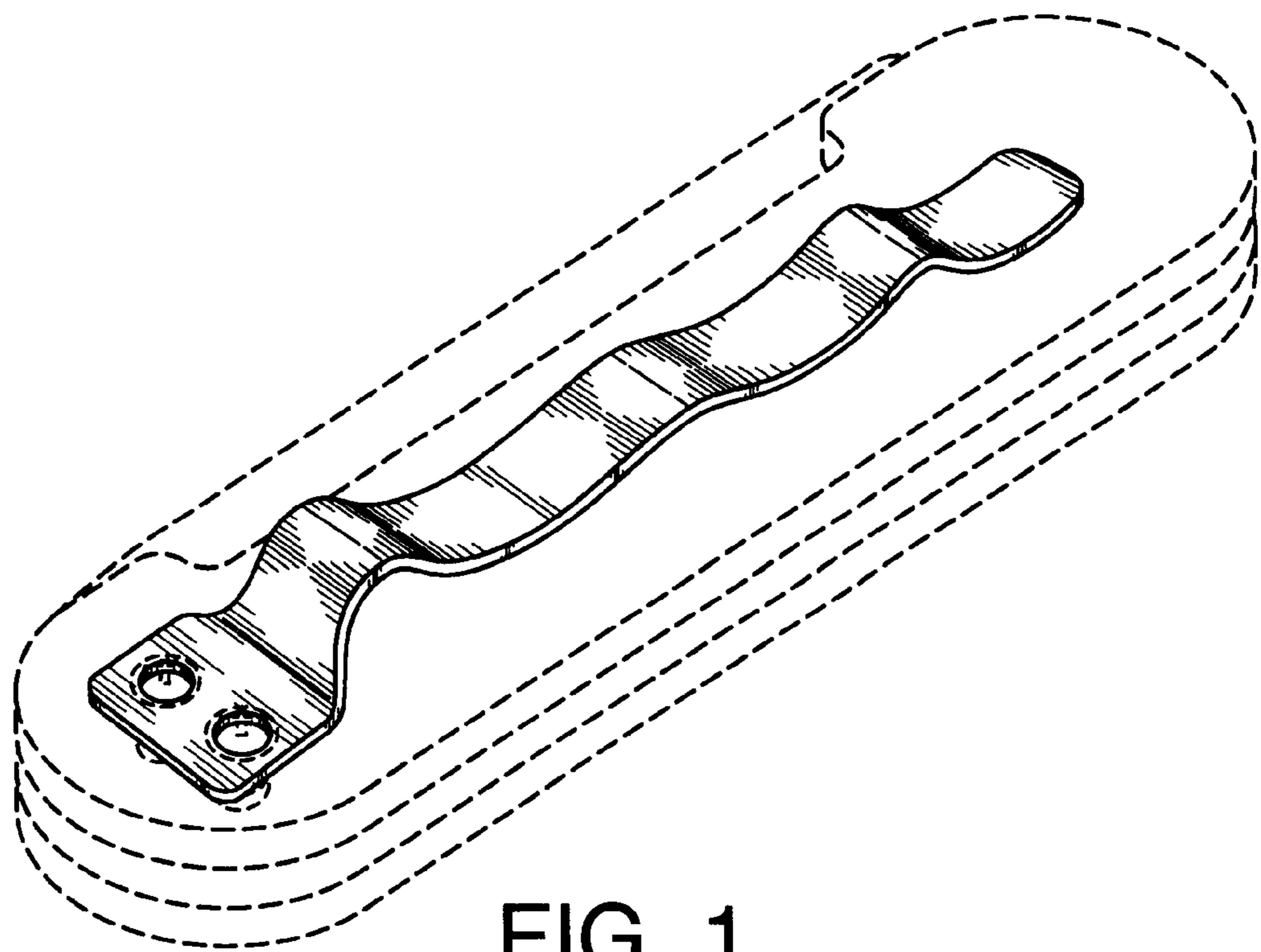


FIG. 1

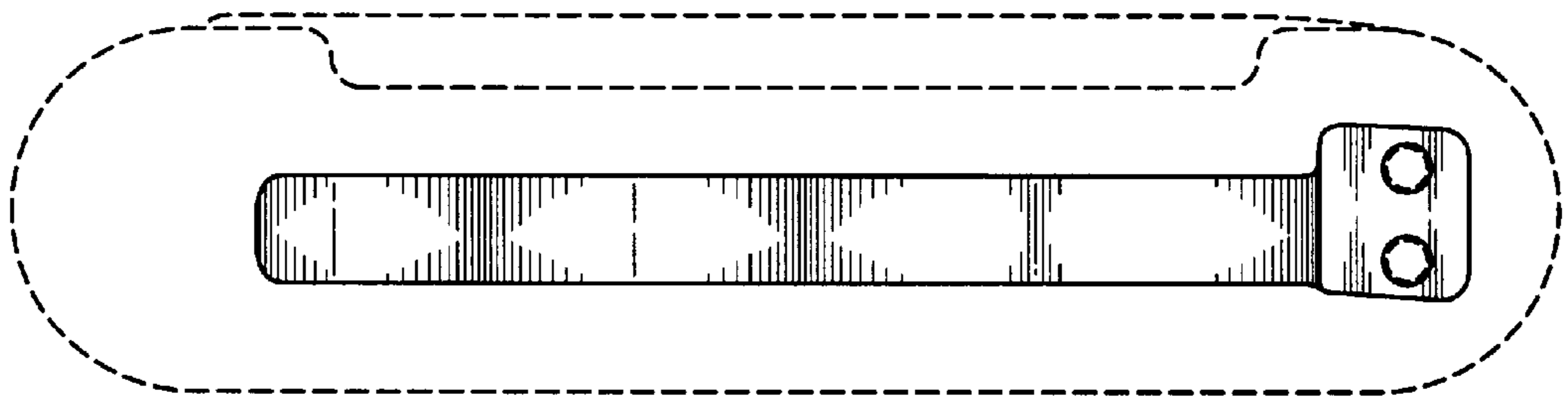


FIG. 2

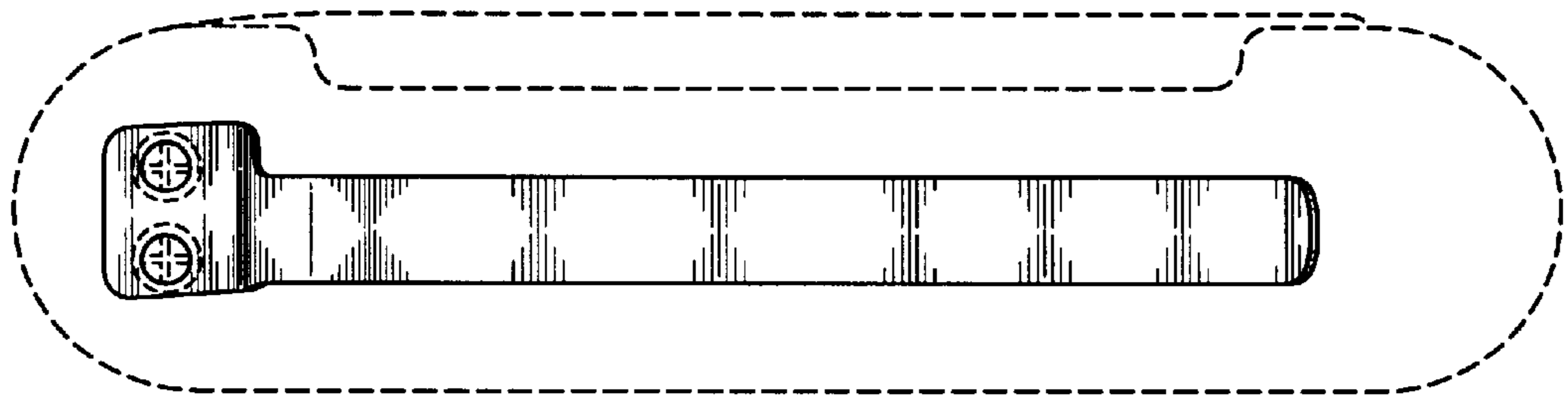


FIG. 3

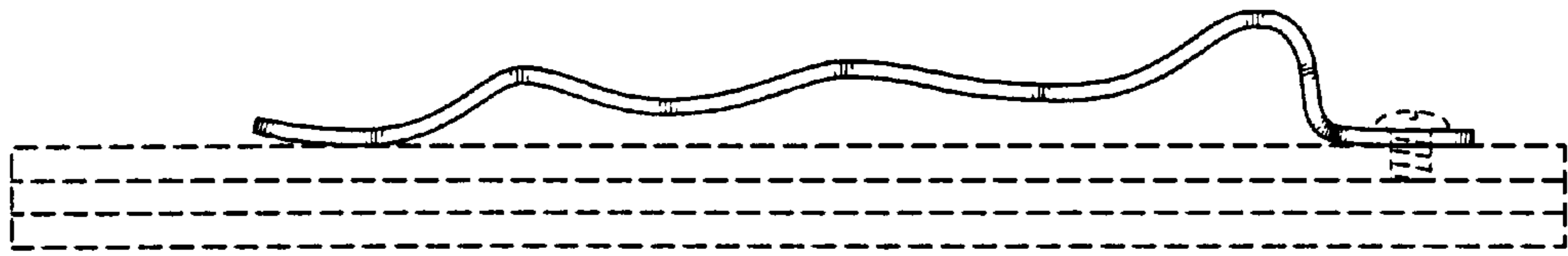


FIG. 4

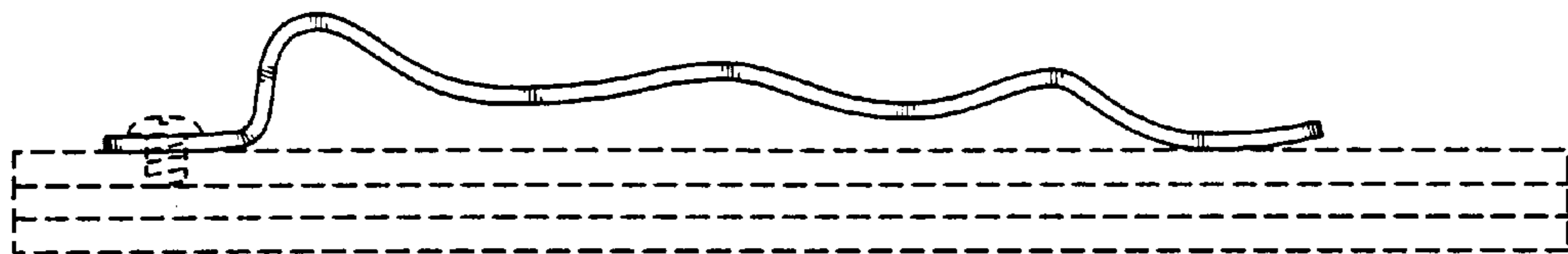


FIG. 5




FIG. 6




FIG. 7