



US00D487625S

(12) **United States Design Patent**
Bandini et al.

(10) **Patent No.:** **US D487,625 S**
(45) **Date of Patent:** **** Mar. 23, 2004**

(54) **FOOTWEAR UPPER**

(75) Inventors: **Lucio Bandini**, Montebelluna (IT);
Clark A. Matis, Charlotte, VT (US)

(73) Assignee: **Wolverine World Wide, Inc.**,
Rockford, MI (US)

(**) Term: **14 Years**

(21) Appl. No.: **29/181,834**

(22) Filed: **May 15, 2003**

(51) **LOC (7) Cl.** **02-99**

(52) **U.S. Cl.** **D2/969**

(58) **Field of Search** D2/896, 902, 907,
D2/908, 943, 944, 946, 969, 972-974;
36/45, 50.1, 77 M, 77 R, 83, 88, 113, 114,
126-130

(56) **References Cited**

U.S. PATENT DOCUMENTS

D299,783 S	*	2/1989	Brown et al.	D2/969
D382,698 S	*	8/1997	Avar	D2/972
D384,805 S	*	10/1997	Smith, III	D2/972
D397,859 S	*	9/1998	Cass	D2/972
D401,755 S	*	12/1998	Zinovieff	D2/972
D406,451 S	*	3/1999	Lozano	D2/972
D442,770 S	*	5/2001	Matis et al.	D2/969
D444,623 S	*	7/2001	Wilson	D2/969
D447,620 S	*	9/2001	Matis et al.	D2/969
D447,859 S	*	9/2001	Matis et al.	D2/969
D480,548 S	*	10/2003	Matis et al.	D2/969

OTHER PUBLICATIONS

Merrell Spring 2002 catalog, p. 22-23.
Merrell Fall 2003 catalog, p. 13.
Merrell Fall 1999 catalog, p. 5, 7.
Merrell Fall 2001 catalog, p. 1, 20.
Merrell Spring 2000 catalog, p. 2, 3, 12.

* cited by examiner

Primary Examiner—Dominic Simone

(74) *Attorney, Agent, or Firm*—Warner Norcross & Judd

(57) **CLAIM**

The ornamental design for footwear upper, as shown and described.

DESCRIPTION

FIG. 1 is a perspective view of the footwear upper embodying the new design;

FIG. 2 is a top plan view thereof;

FIG. 3 is a right side elevational view thereof;

FIG. 4 is a left side elevational view thereof;

FIG. 5 is a front elevational view thereof; and,

FIG. 6 is a rear elevational view thereof.

FIGS. 1-6 show a sole in broken lines. The sole is shown for environmental purposes and does not form any part of the claimed design.

FIGS. 1-6 show stitching in broken lines. The stitching is shown for environmental purposes and does not form any part of the claimed design.

1 Claim, 4 Drawing Sheets





Fig. 1



Fig. 2

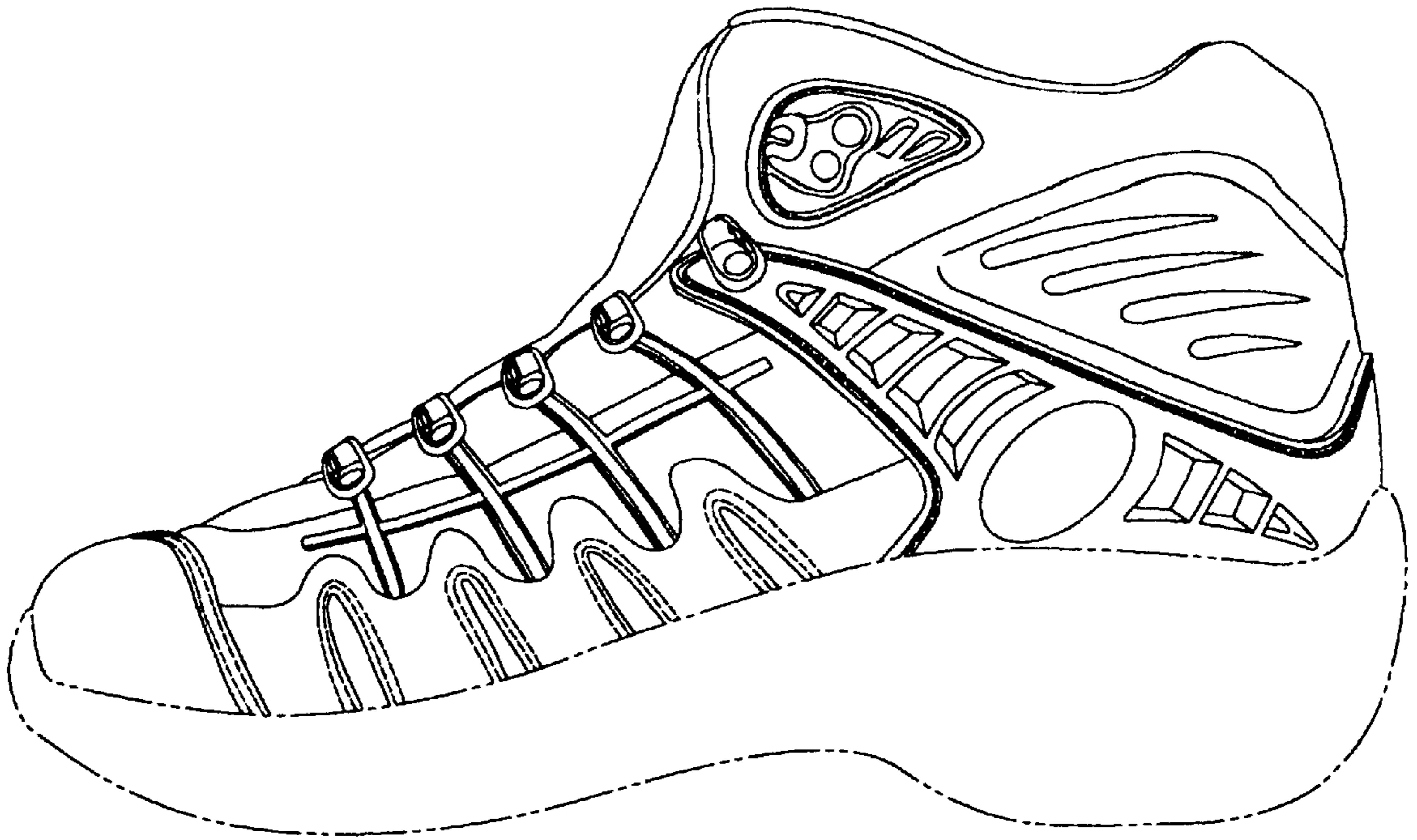


Fig. 3

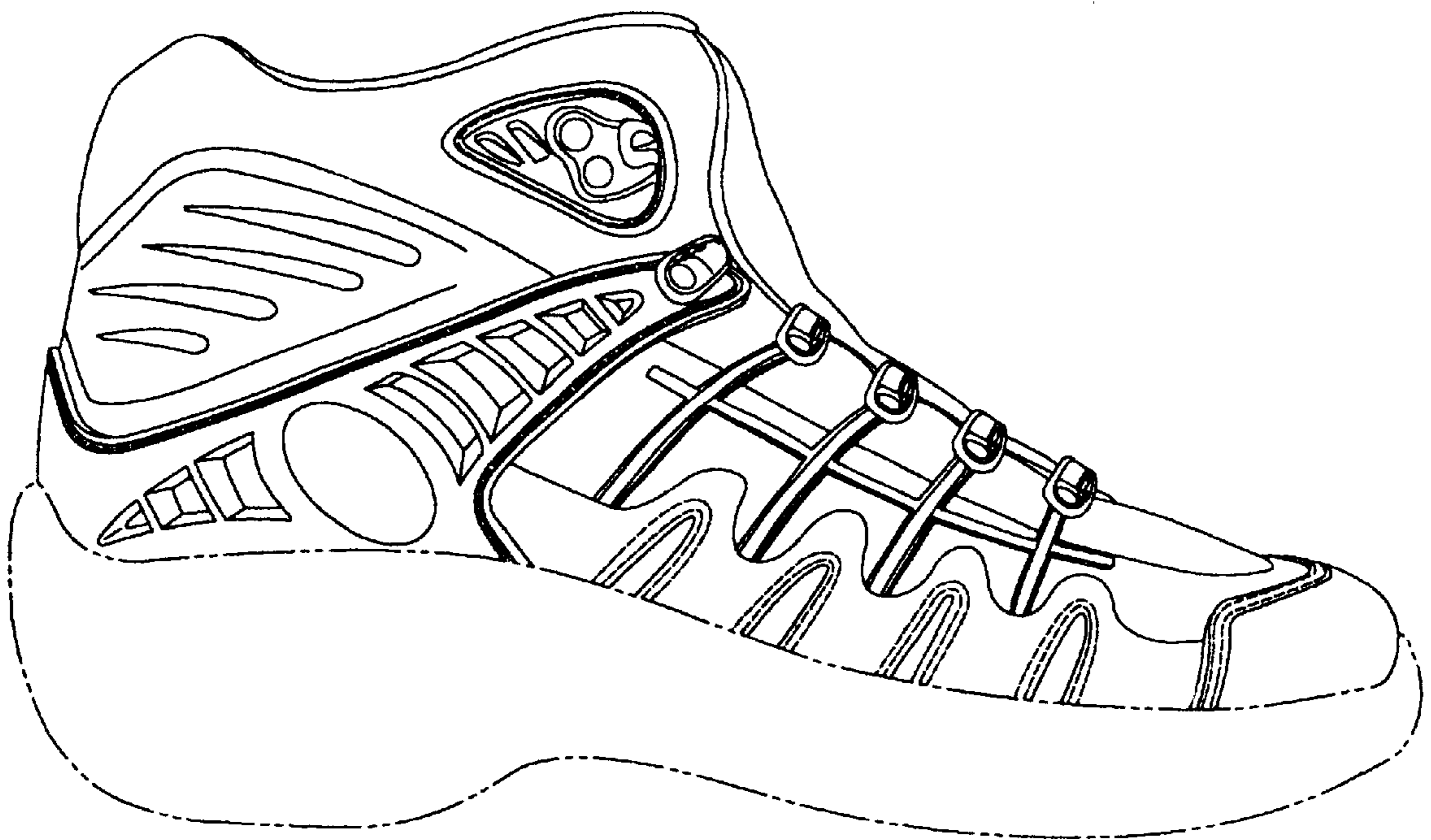


Fig. 4

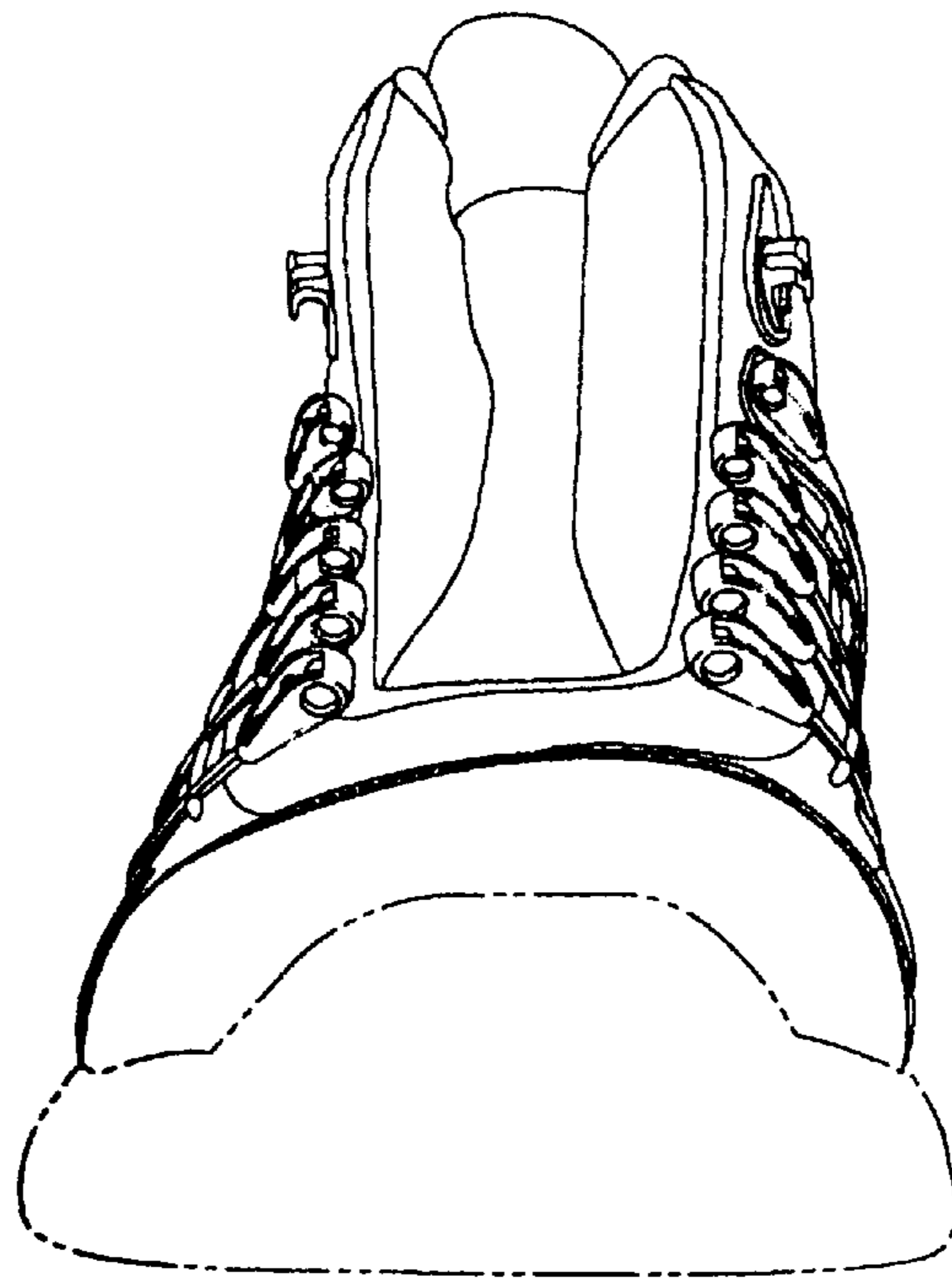


Fig. 5

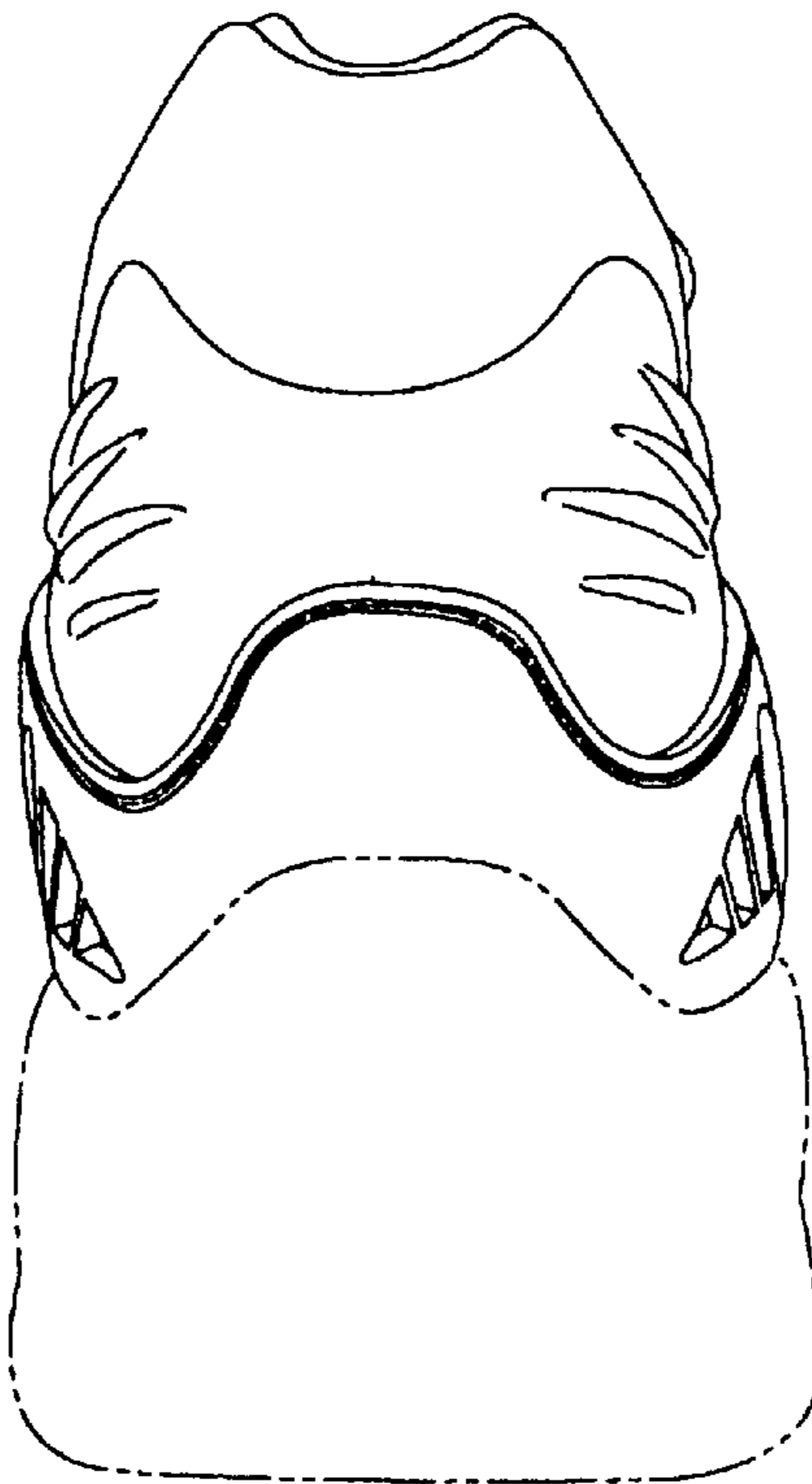


Fig. 6