



US00D487623S

(12) **United States Design Patent**  
**Matis**

(10) **Patent No.:** **US D487,623 S**

(45) **Date of Patent:** **\*\* Mar. 23, 2004**

(54) **FOOTWEAR UPPER**

(75) Inventor: **Clark A. Matis**, Charlotte, VT (US)

(73) Assignee: **Wolverine World Wide, Inc.**,  
Rockford, MI (US)

(\*\*) Term: **14 Years**

(21) Appl. No.: **29/181,823**

(22) Filed: **May 15, 2003**

(51) **LOC (7) Cl.** ..... **02-99**

(52) **U.S. Cl.** ..... **D2/969**

(58) **Field of Search** ..... D2/896, 902, 907,  
D2/908, 943, 944, 946, 969, 972-974;  
36/45, 50.1, 77 M, 77 R, 83, 88, 113, 114,  
126-130

(56) **References Cited**

**U.S. PATENT DOCUMENTS**

D310,293 S	*	9/1990	Serna et al.	.....	D2/969
D439,033 S	*	3/2001	Feller et al.	.....	D2/972
D475,189 S	*	6/2003	Laberge et al.	.....	D2/972
D480,550 S	*	10/2003	Urie et al.	.....	D2/969

**OTHER PUBLICATIONS**

Merrell Spring 2002 catalog, p. 56-57.  
Merrell Spring 2000 catalog, p. 16, 35.  
Merrell Spring 2001 catalog, p. 12-13, 22-23.

\* cited by examiner

*Primary Examiner*—Dominic Simone

(74) *Attorney, Agent, or Firm*—Warner Norcross & Judd

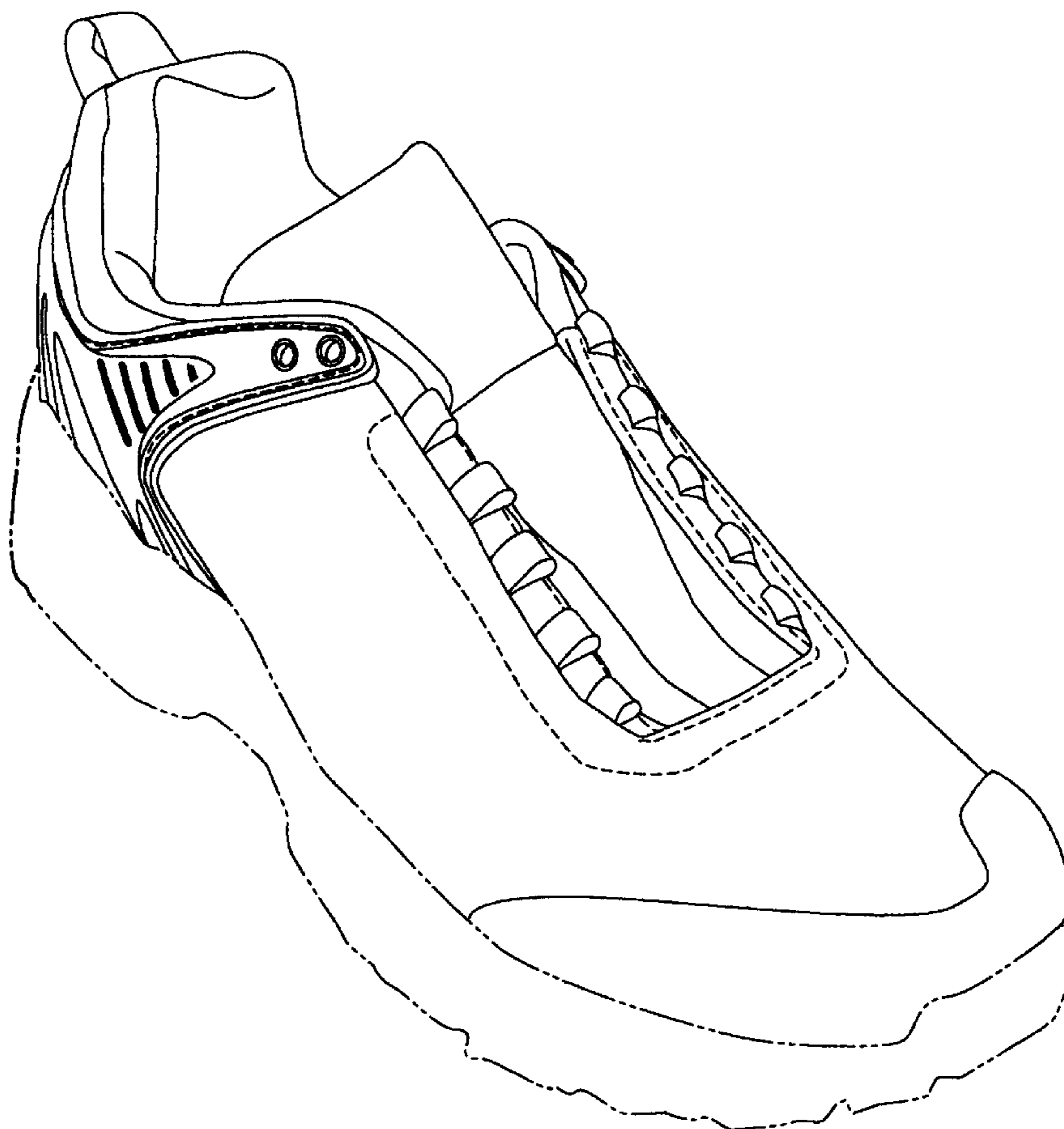
(57) **CLAIM**

The ornamental design for footwear upper, as shown and described.

**DESCRIPTION**

FIG. 1 is a perspective view of the footwear upper embodying the new design;  
FIG. 2 is a top plan view thereof;  
FIG. 3 is a right side elevational view thereof;  
FIG. 4 is a left side elevational view thereof;  
FIG. 5 is a front elevational view thereof; and,  
FIG. 6 is a rear elevational view thereof.  
FIGS. 1-6 show a sole in broken lines. The sole is shown for environmental purposes and does not form any part of the claimed design.

**1 Claim, 4 Drawing Sheets**



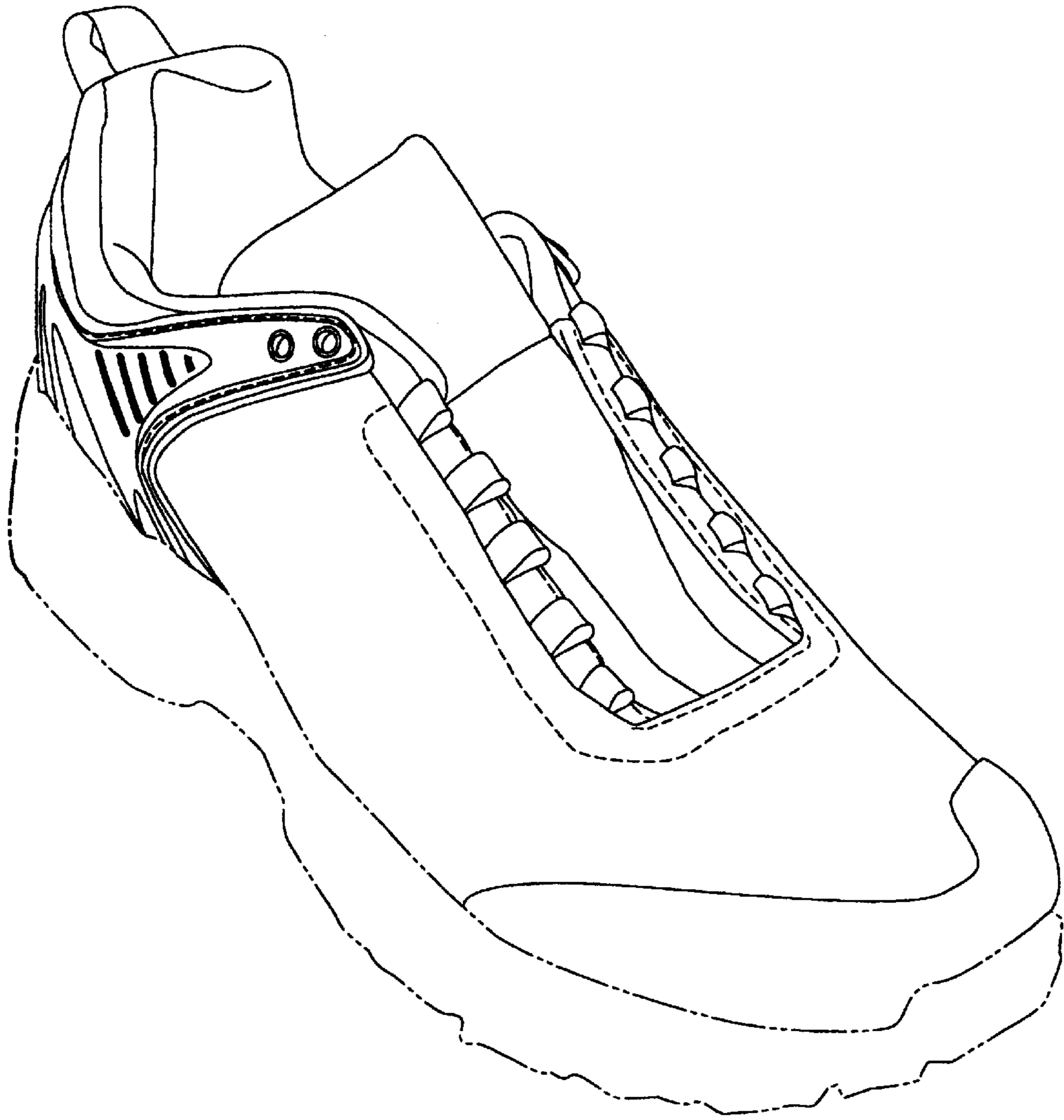


Fig. 1

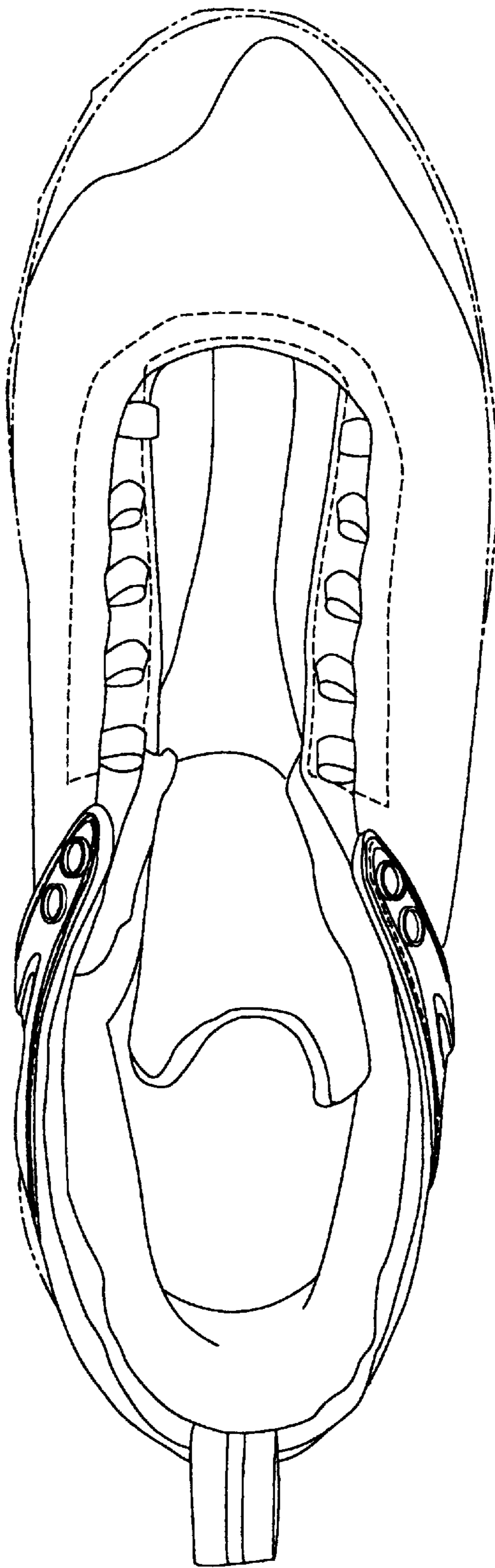


Fig. 2



Fig. 3




Fig. 4

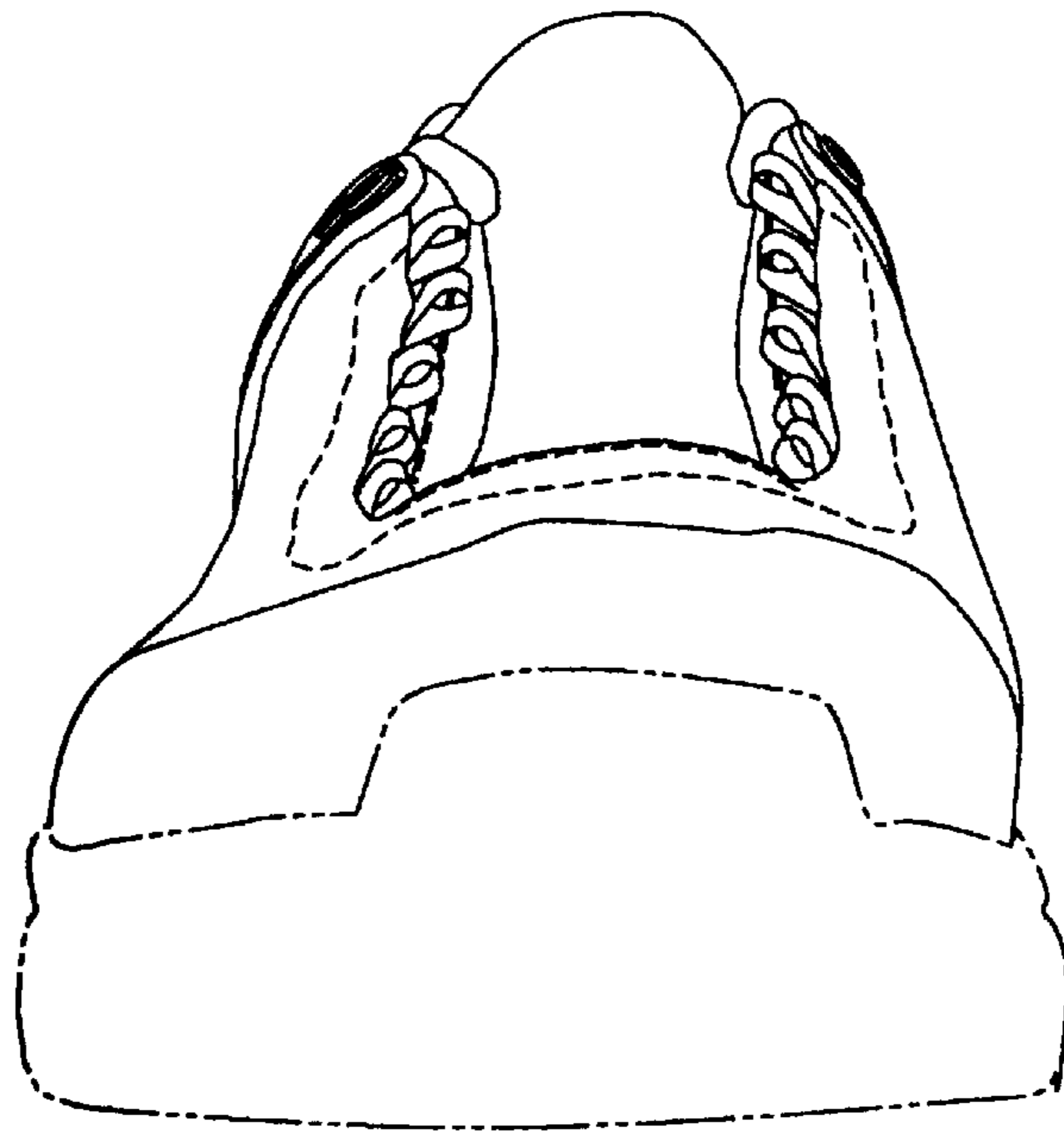


Fig. 5

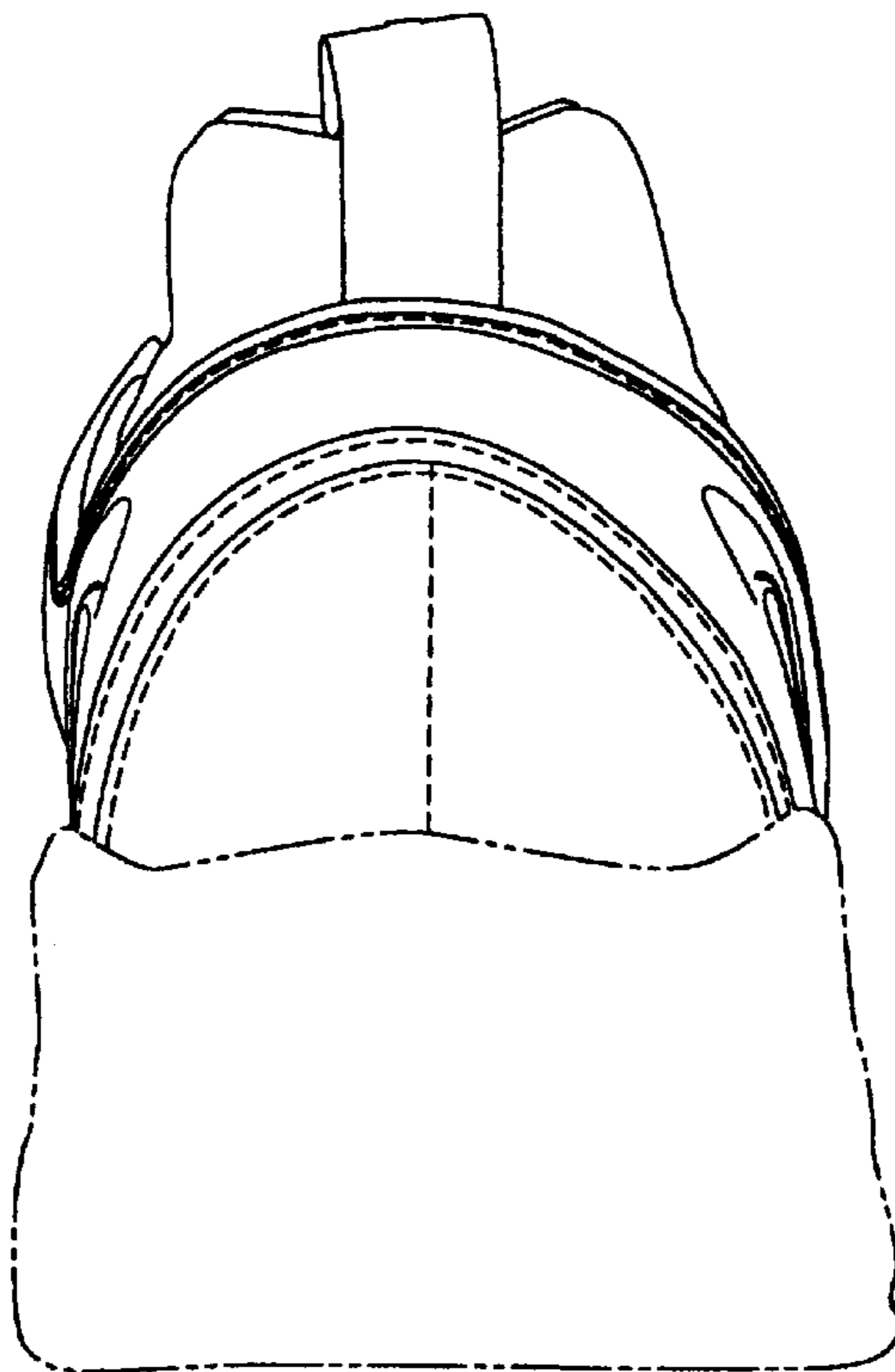


Fig. 6