



US00D487614S

(12) **United States Design Patent** (10) **Patent No.:** **US D487,614 S**
Le (45) **Date of Patent:** **** Mar. 23, 2004**

- (54) **FOOTWEAR SOLE**
- (75) Inventor: **Tuan Nguyen Le**, Portland, OR (US)
- (73) Assignee: **Wolverine World Wide, Inc.**,
Rockford, MI (US)
- (**) Term: **14 Years**
- (21) Appl. No.: **29/181,830**
- (22) Filed: **May 15, 2003**
- (51) **LOC (7) Cl.** **02-04**
- (52) **U.S. Cl.** **D2/952; D2/957**
- (58) **Field of Search** D2/946-949, 951-960;
36/3 B, 22 R, 25 R, 30 R, 32 A, 32 R,
59 R, 67 A, 67 B

- D460,249 S * 7/2002 Yang D2/959
- D464,474 S * 10/2002 Swift D2/902
- D472,696 S * 4/2003 Magro D2/902

OTHER PUBLICATIONS

Merrell Spring 2000 catalog, p. 41.

* cited by examiner

Primary Examiner—Celia Murphy

(74) *Attorney, Agent, or Firm*—Warner Norcross & Judd

(57) **CLAIM**

The ornamental design for footwear sole, as shown and described.

DESCRIPTION

FIG. 1 is a perspective view of the footwear sole embodying the new design;

FIG. 2 is a bottom plan view thereof;

FIG. 3 is a right side elevational view thereof;

FIG. 4 is a left side elevational view thereof;

FIG. 5 is a front elevational view thereof; and,

FIG. 6 is a rear elevational view thereof.

FIGS. 1-6 show portions of an upper and a midsole in broken lines. The upper and midsole are shown for environmental purposes and do not form any part of the claimed design.

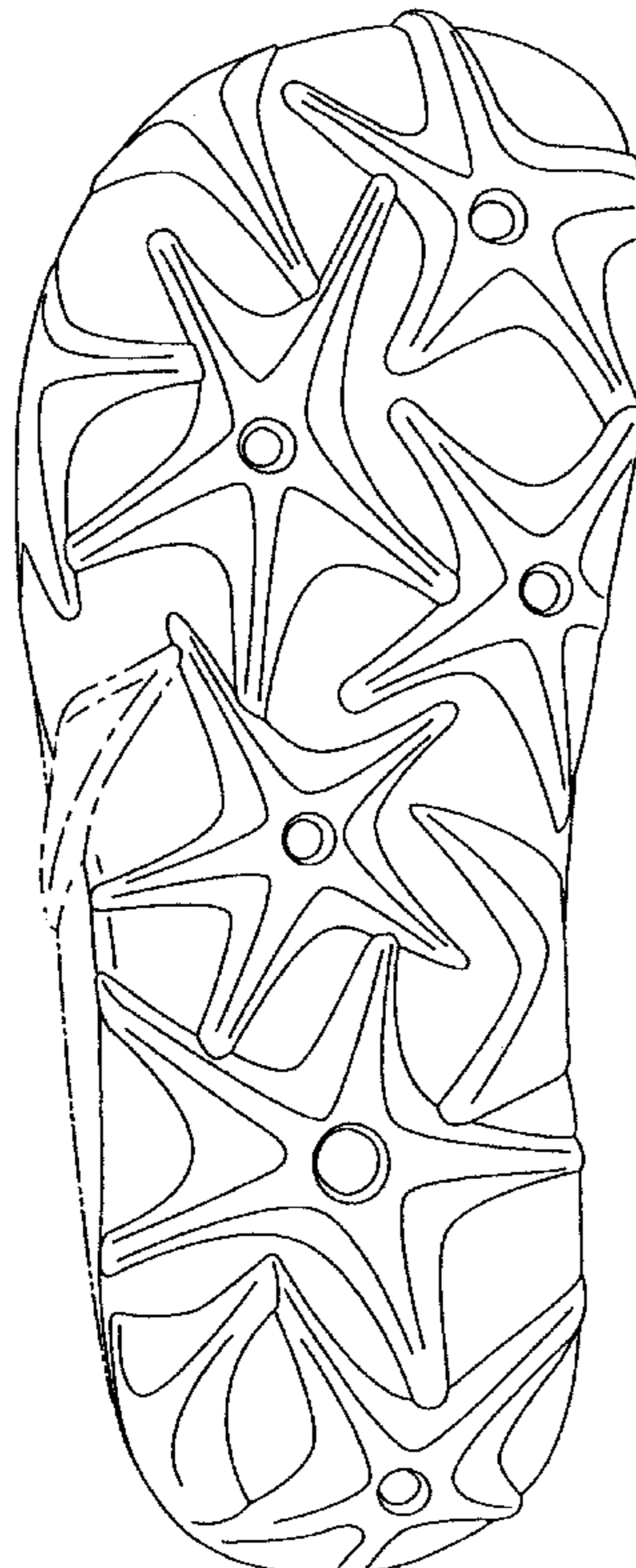
The broken lines showing an angular portion of the sole in FIGS. 1, 2, and 4 illustrate the part of the design that forms no part of the claim.

(56) **References Cited**

U.S. PATENT DOCUMENTS

- D16,025 S * 4/1885 Norman et al. D2/954
- D225,595 S * 12/1972 McCarthy D2/952
- D253,796 S * 1/1980 Wechsler D2/952
- D253,797 S * 1/1980 Wechsler D2/952
- D290,184 S * 6/1987 Boswell D2/957
- D315,443 S * 3/1991 Hatfield D2/954
- D316,626 S * 5/1991 Hatfield D2/954
- D350,430 S * 9/1994 Pallera D2/952
- D364,728 S * 12/1995 Nozu et al. D2/953
- D372,575 S * 8/1996 Finn D2/959
- D398,745 S * 9/1998 Cass D2/954
- D440,749 S * 4/2001 Rogers D2/959

1 Claim, 4 Drawing Sheets



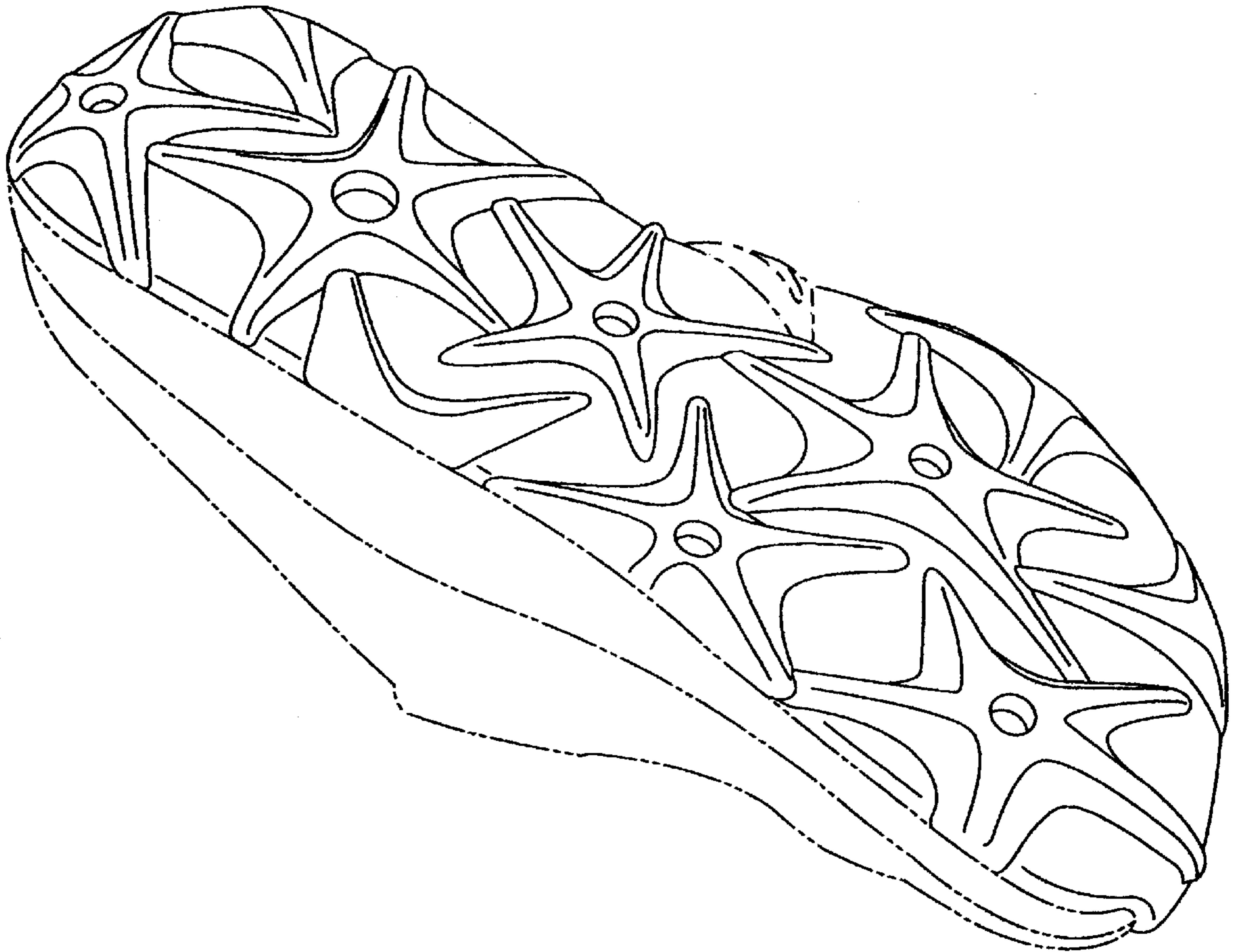


Fig. 1




Fig. 2




Fig. 3




Fig. 4

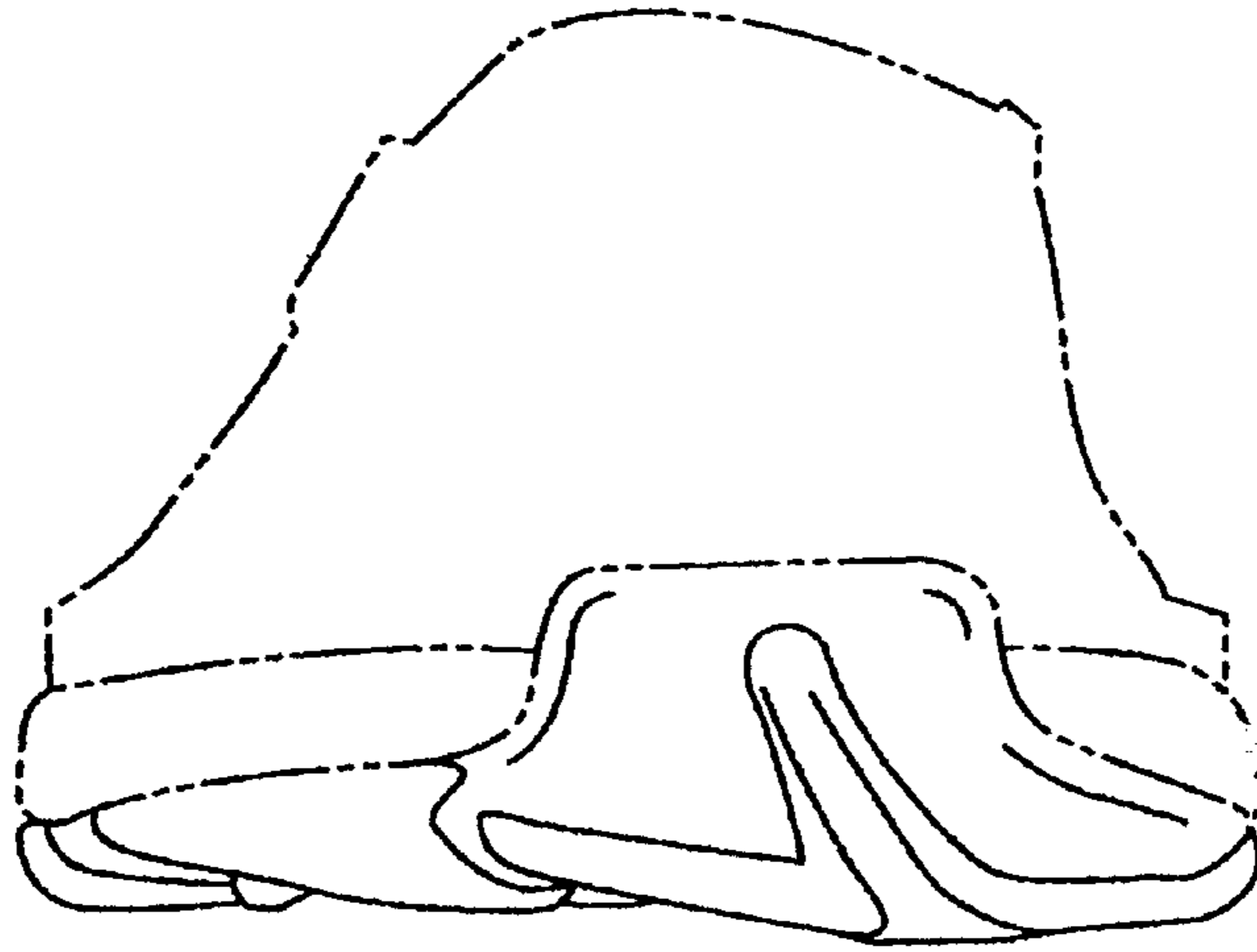


Fig. 5



Fig. 6