



US00D487613S

(12) **United States Design Patent**
Urie et al.

(10) **Patent No.:** **US D487,613 S**
(45) **Date of Patent:** **** Mar. 23, 2004**

(54) **FOOTWEAR SOLE**

(75) Inventors: **Grant A. Urie**, Shelburne, VT (US);
Clark A. Matis, Charlotte, VT (US)

(73) Assignee: **Wolverine World Wide, Inc.**,
Rockford, MI (US)

(**) Term: **14 Years**

(21) Appl. No.: **29/181,812**

(22) Filed: **May 15, 2003**

(51) **LOC (7) Cl.** **02-04**

(52) **U.S. Cl.** **D2/952; D2/953; D2/956;**
D2/957; D2/960

(58) **Field of Search** **D2/946-949, 951-960;**
36/3 B, 22 R, 25 R, 30 R, 32 A, 32 R,
59 R, 67 A, 67 B

(56) **References Cited**

U.S. PATENT DOCUMENTS

861,846 A	*	7/1907	Henricks	36/3 B
D343,507 S	*	1/1994	Gramola	D2/948
5,902,113 A	*	5/1999	Pryor et al.	434/153
D459,865 S	*	7/2002	Urie et al.	D2/955
D461,040 S	*	8/2002	Urie et al.	D2/955
D467,710 S	*	12/2002	Matis et al.	D2/952
D468,080 S	*	1/2003	Matis et al.	D2/952

OTHER PUBLICATIONS

Merrell Fall 2003 catalog, p. 23, 39.
Merrell Spring 2002 catalog, p. 39.
The Art Company, two images of sole design, date unknown
but prior to May 15, 2003.

* cited by examiner

Primary Examiner—Celia Murphy

(74) *Attorney, Agent, or Firm*—Warner Norcross & Judd

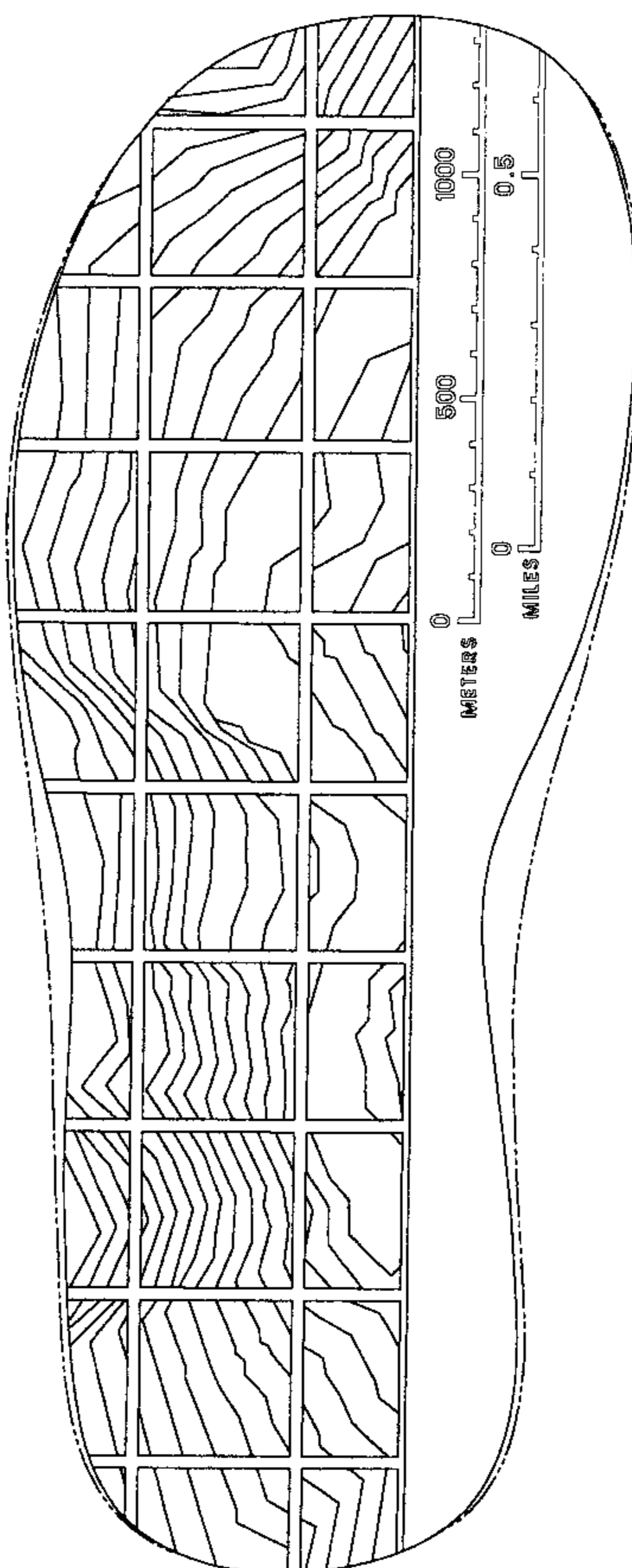
(57) **CLAIM**

The ornamental design for footwear sole, as shown and
described.

DESCRIPTION

FIG. 1 is a perspective view of the footwear sole embodying
the new design;
FIG. 2 is a bottom plan view thereof;
FIG. 3 is a right side elevational view thereof;
FIG. 4 is a left side elevational view thereof;
FIG. 5 is a front elevational view thereof; and,
FIG. 6 is a rear elevational view thereof.
FIGS. 1-6 show portions of an upper and a midsole in
broken lines. The upper and midsole are shown for envi-
ronmental purposes and do not form any part of the claimed
design.

1 Claim, 4 Drawing Sheets



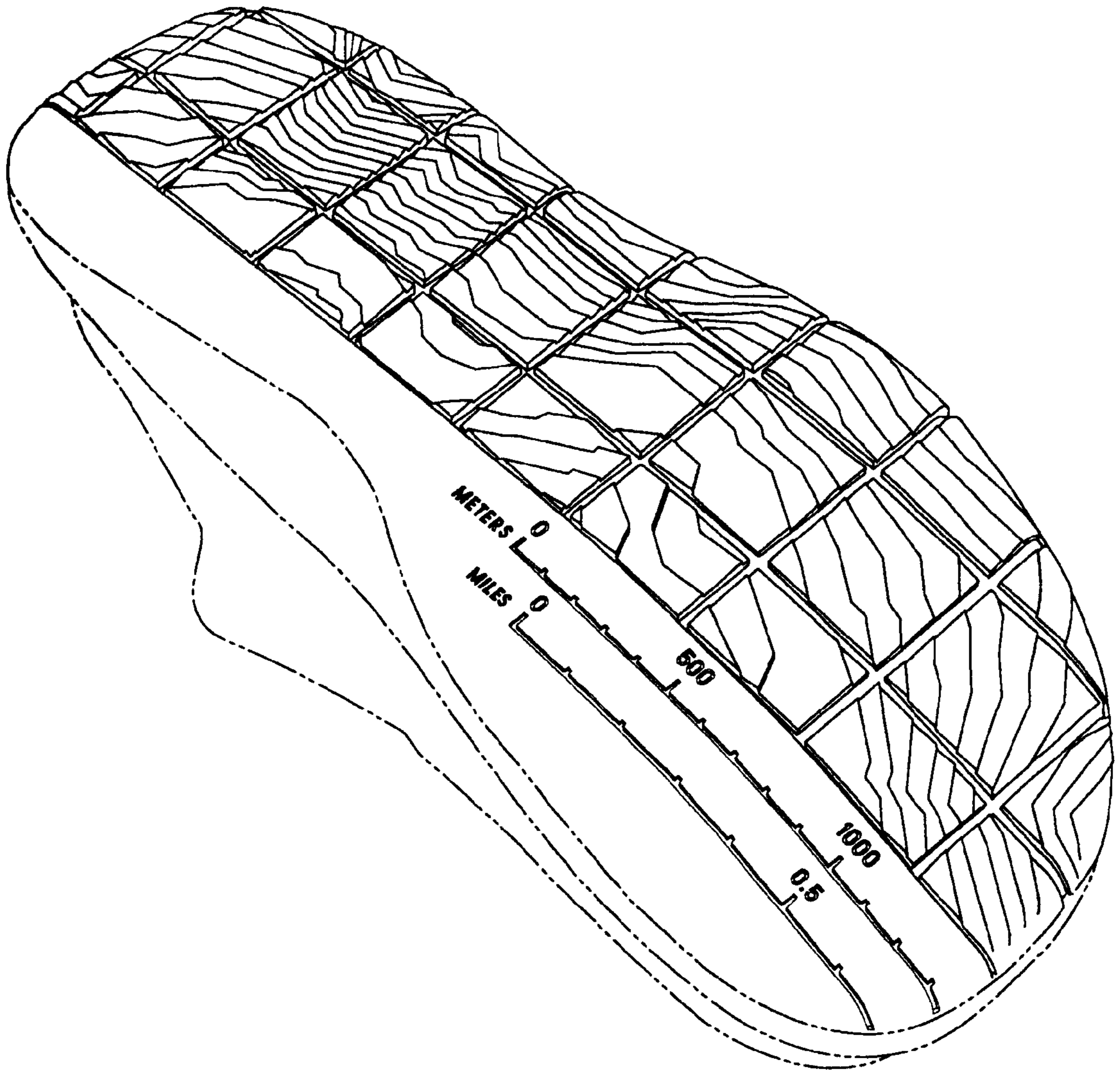


Fig. 1

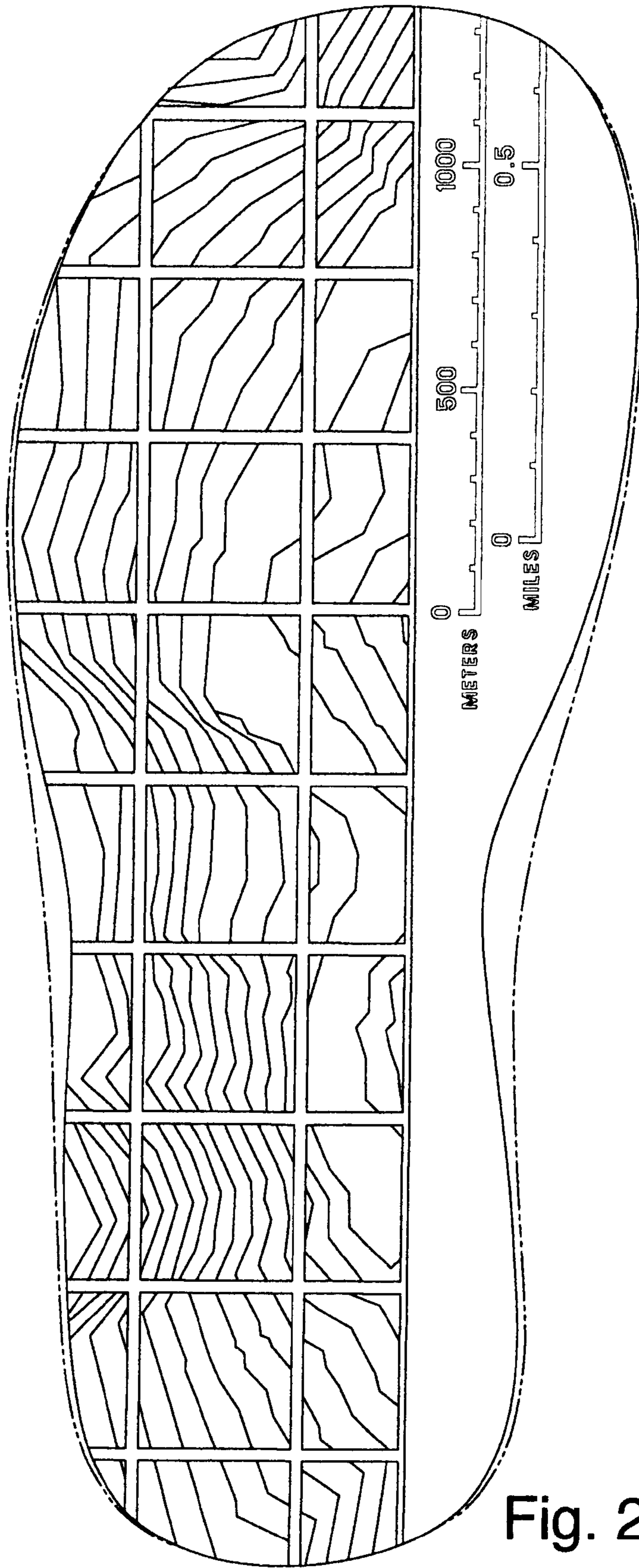


Fig. 2




Fig. 3




Fig. 4

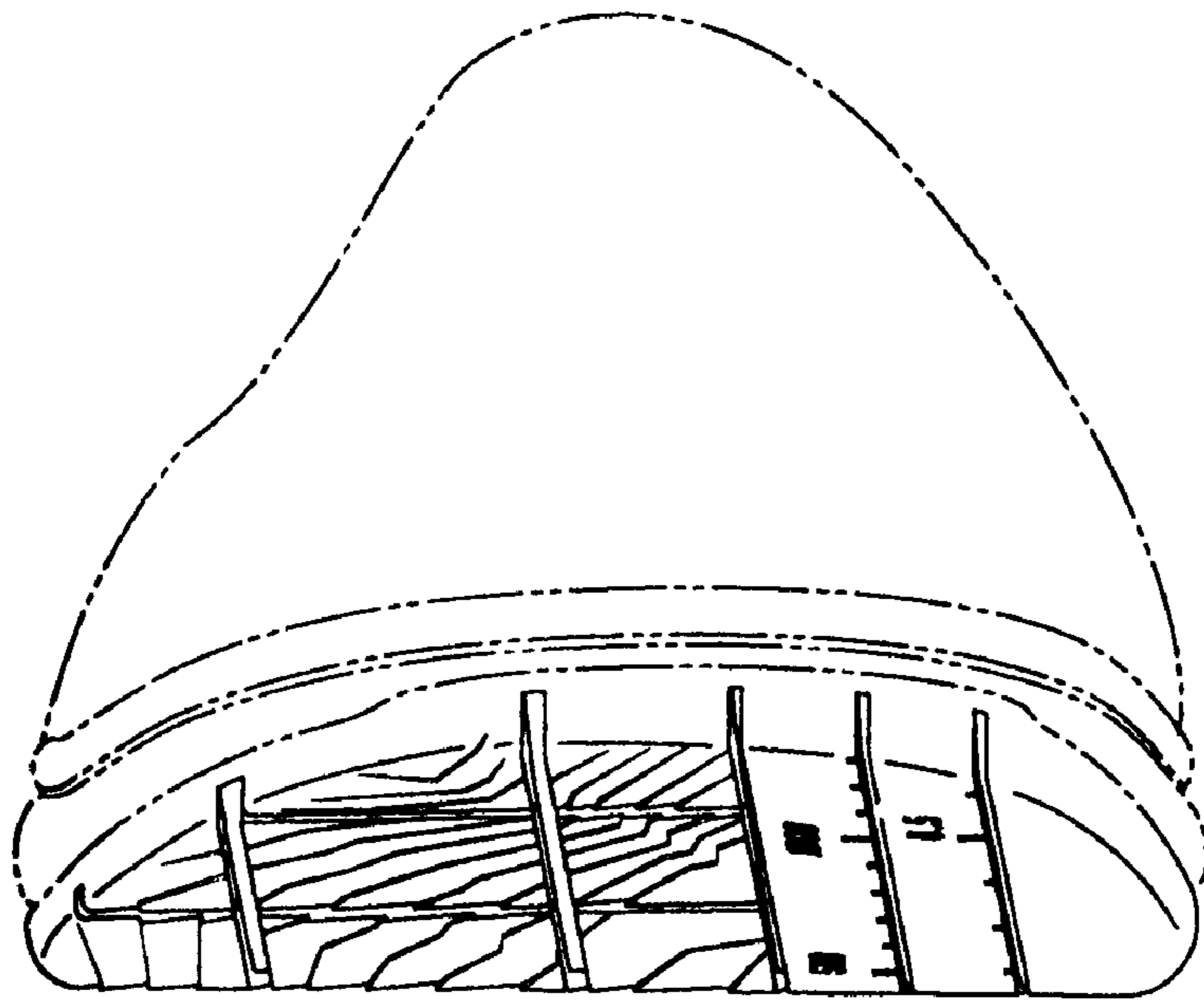


Fig. 5

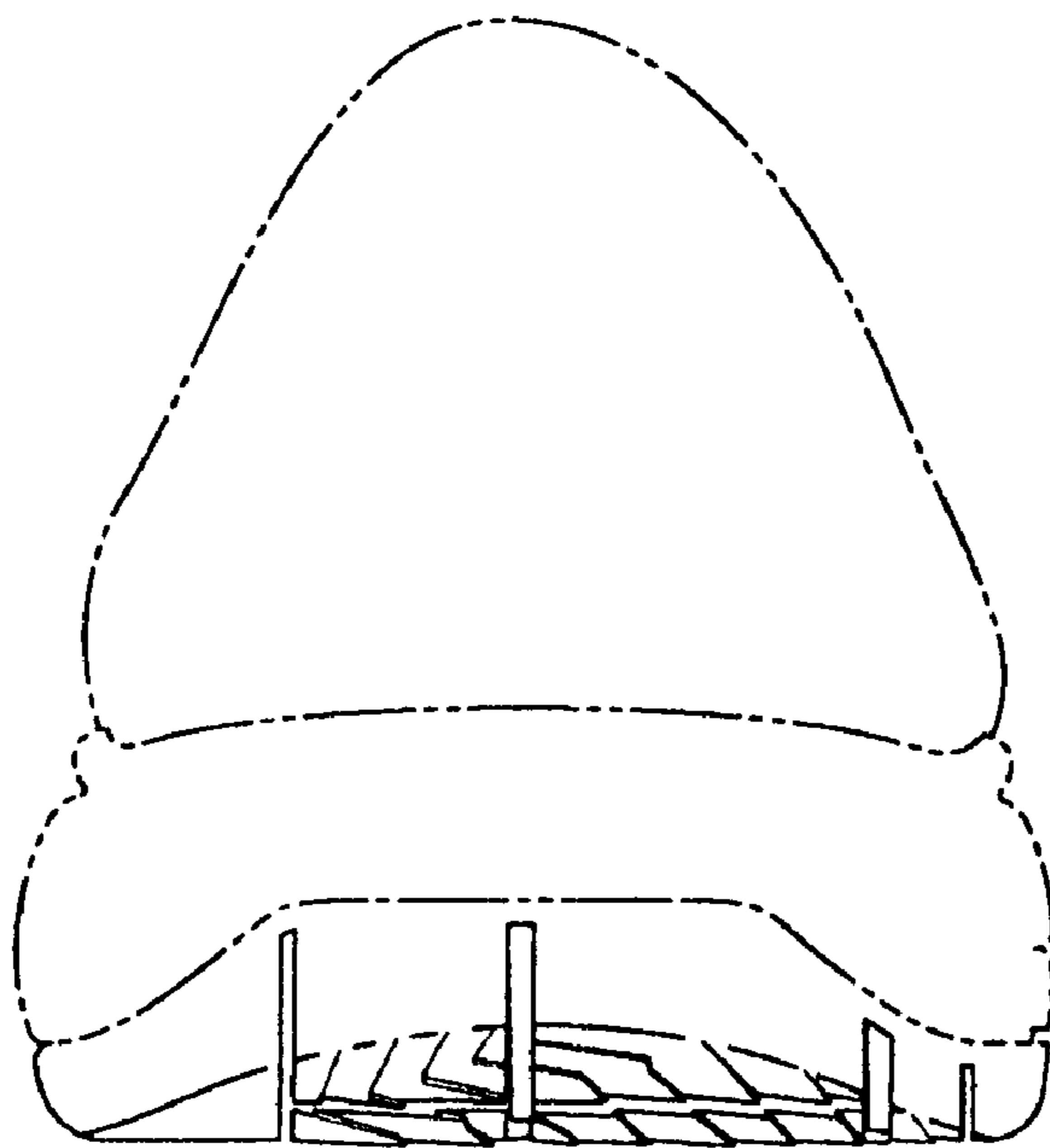


Fig. 6