



US00D487612S

(12) **United States Design Patent**  
**Matis**

(10) **Patent No.:** **US D487,612 S**

(45) **Date of Patent:** **\*\* Mar. 23, 2004**

(54) **FOOTWEAR SOLE**

(75) **Inventor:** **Clark A. Matis**, Charlotte, VT (US)

(73) **Assignee:** **Wolverine World Wide, Inc.**,  
Rockford, MI (US)

(\*\*) **Term:** **14 Years**

(21) **Appl. No.:** **29/181,784**

(22) **Filed:** **May 15, 2003**

(51) **LOC (7) Cl.** ..... **02-04**

(52) **U.S. Cl.** ..... **D2/951; D2/956; D2/957**

(58) **Field of Search** ..... **D2/946-949, 951-960;**  
**36/3 B, 22 R, 25 R, 30 R, 32 A, 32 R,**  
**59 R, 67 A, 67 B**

(56) **References Cited**

**U.S. PATENT DOCUMENTS**

D173,134 S	*	10/1954	Babcock	
D294,770 S	*	3/1988	Selbiger et al.	D2/957
D325,294 S	*	4/1992	Morrow et al.	D2/951
D334,464 S	*	4/1993	Dodds	D2/957
D339,462 S	*	9/1993	Kiyosawa et al.	D2/959
D350,222 S	*	9/1994	Hase	D2/902
D350,641 S	*	9/1994	Kayano et al.	D2/959
D377,109 S	*	1/1997	Manfredi	D2/957
D397,235 S	*	8/1998	Bouret	D2/951
D399,341 S	*	10/1998	Munns	D2/951
D399,343 S	*	10/1998	Egelja et al.	D2/952
D428,688 S	*	8/2000	Egelja et al.	D2/957
D436,247 S	*	1/2001	Burt	D2/954
D447,854 S	*	9/2001	Rogers	D2/957

6,295,742 B1	*	10/2001	Bathum	36/59 R
D474,878 S	*	5/2003	Matis	D2/953
D476,470 S	*	7/2003	Matis et al.	D2/960
2003/0172548 A1	*	9/2003	Fuerst	

**OTHER PUBLICATIONS**

Merrell Spring 2002 catalog, p. 18-19.  
Merrell Fall 2003 catalog, p. 14.  
Merrell Spring 2000 catalog, p. 41.  
Merrell Fall 2000 catalog, p. 27.

\* cited by examiner

*Primary Examiner*—Celia Murphy

(74) *Attorney, Agent, or Firm*—Warner Norcross & Judd


(57) **CLAIM**

The ornamental design for a footwear sole, as shown and described.

**DESCRIPTION**

FIG. 1 is a perspective view of a footwear sole embodying my new design;  
FIG. 2 is a bottom plan view thereof;  
FIG. 3 is a right side elevational view thereof;  
FIG. 4 is a left side elevational view thereof;  
FIG. 5 is a front elevational view thereof; and,  
FIG. 6 is a rear elevational view thereof.  
FIGS. 1-6 show portions of an upper and a midsole in broken lines. The upper and midsole are shown for environmental purposes and do not form any part of the claimed design.

**1 Claim, 4 Drawing Sheets**



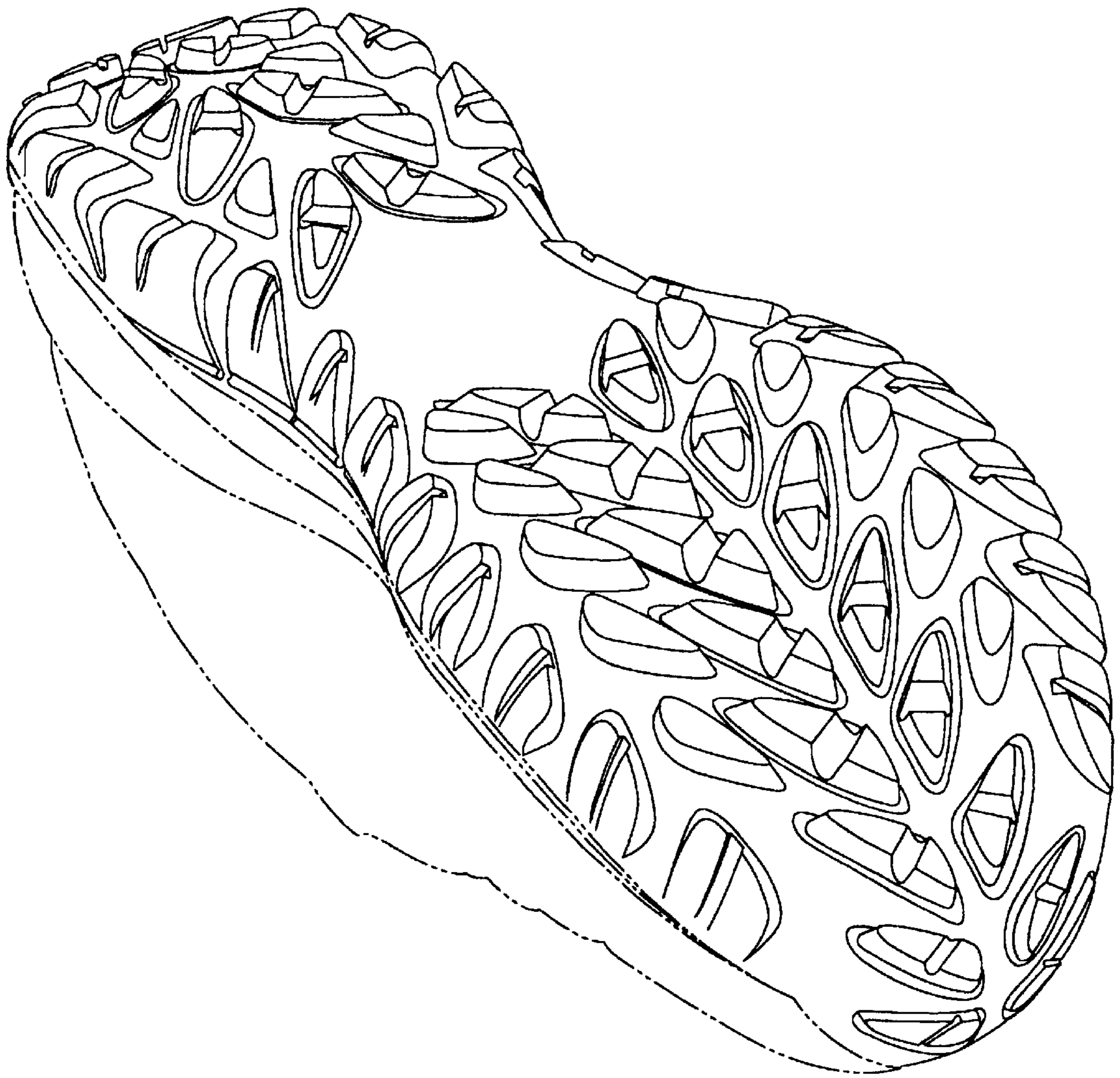


Fig. 1






Fig. 2




Fig. 3




Fig. 4

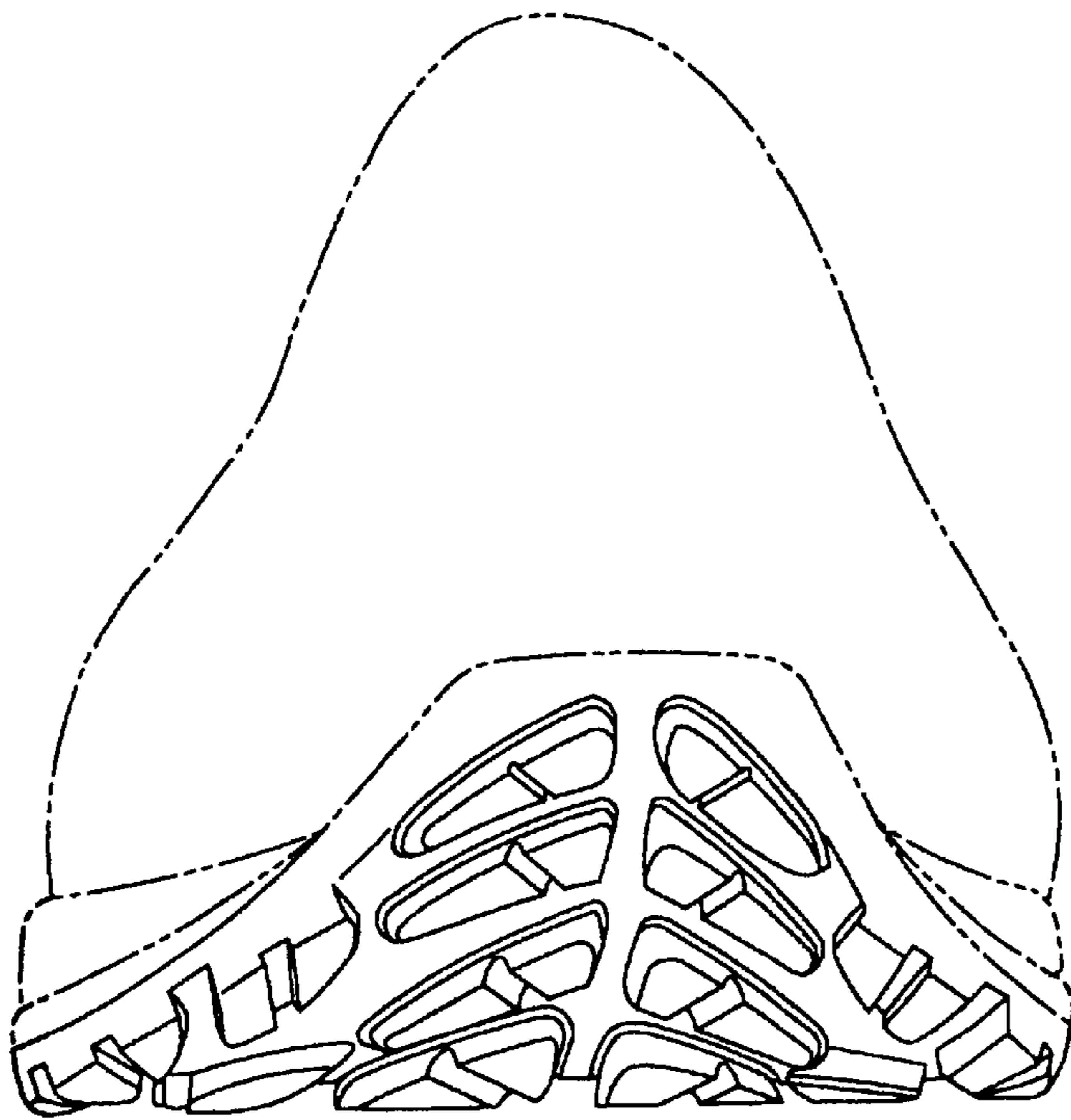


Fig. 5

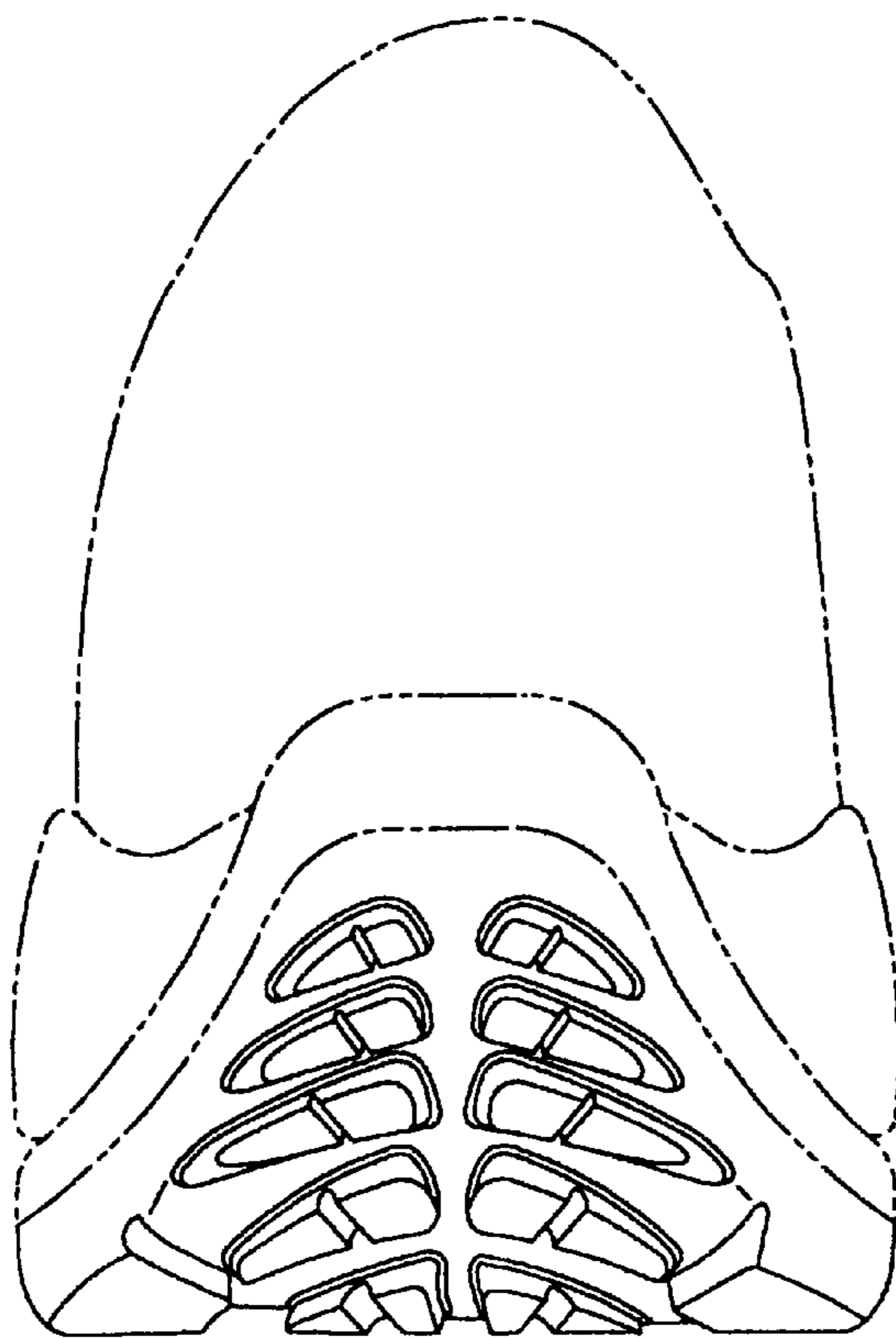


Fig. 6