



US00D487608S

(12) **United States Design Patent**
Birnbaum

(10) **Patent No.:** **US D487,608 S**

(45) **Date of Patent:** **** Mar. 23, 2004**

(54) **BOOT JACK**

D287,542 S * 1/1987 Wilkinson et al. D2/642

(75) Inventor: **Mark Birnbaum**, Denton, TX (US)

* cited by examiner

(73) Assignee: **Ultimate Boot Jack, Inc.**, Denton, TX (US)

Primary Examiner—Paula A. Mortimer

(74) *Attorney, Agent, or Firm*—Michael A. O’Neil

(**) Term: **14 Years**

(57) **CLAIM**

(21) Appl. No.: **29/183,654**

The ornamental design for a boot jack, as shown and described.

(22) Filed: **Jun. 13, 2003**

DESCRIPTION

(51) **LOC (7) Cl.** **07-99**

(52) **U.S. Cl.** **D2/642**

(58) **Field of Search** D2/642, 641; 223/113, 223/114, 115, 116, 117

FIG. 1 is a right front perspective view of a boot jack which embodies the present design shown in full lines, the item shown in broken lines is depicted for illustrative purposes only and forms no part of the claimed design;

FIG. 2 is a left side view of the boot jack;

FIG. 3 is a back view of the boot jack;

FIG. 4 is a front view of the boot jack;

FIG. 5 is a right side view of the boot jack;

FIG. 6 is a top view of the boot jack; and,

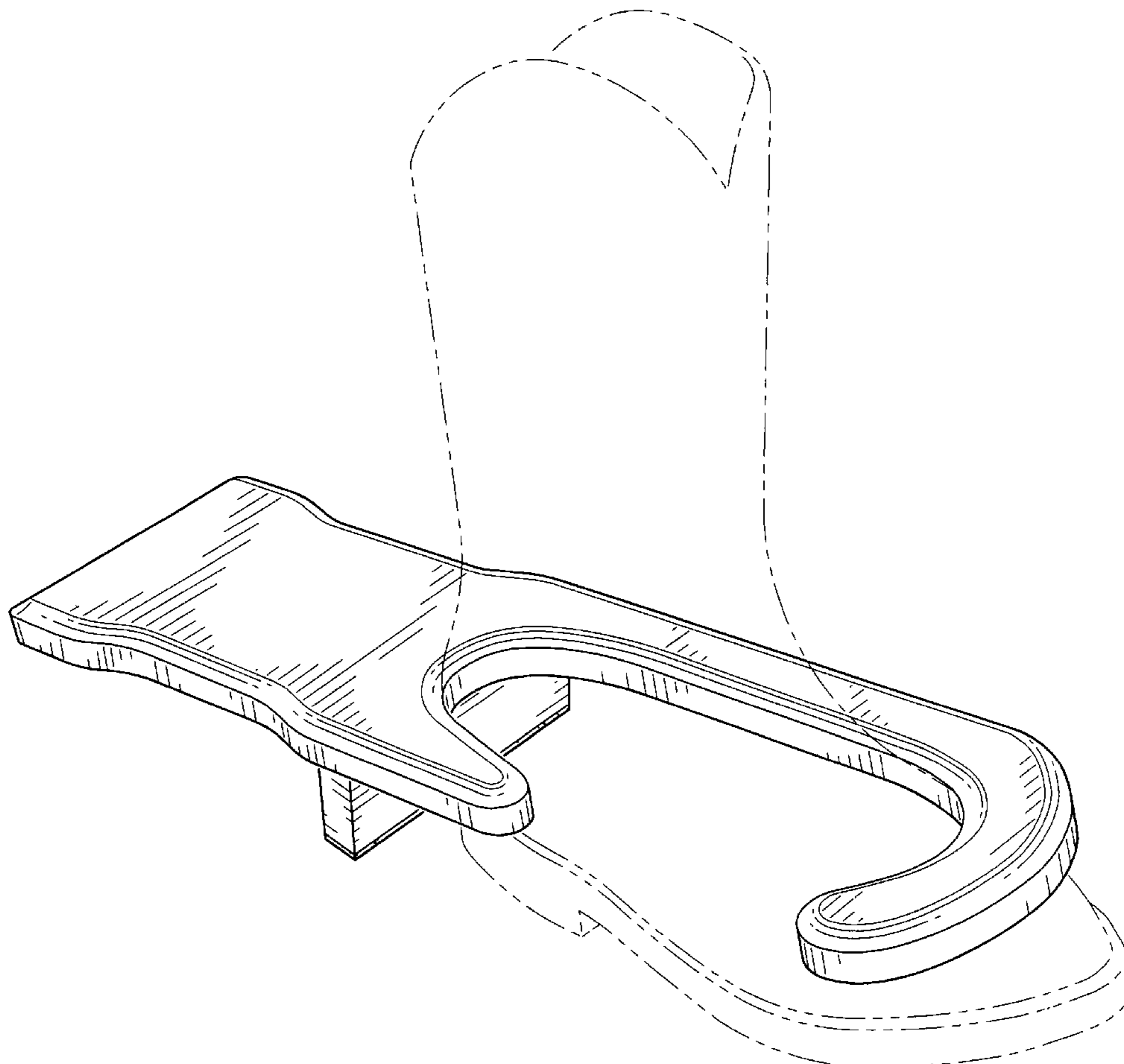
FIG. 7 is a bottom view of the boot jack.

(56) **References Cited**

U.S. PATENT DOCUMENTS

98,219 A	*	12/1869	Babcock	223/117
304,956 A	*	9/1884	Reining	223/117
503,838 A	*	8/1893	Even	223/117
D245,648 S	*	9/1977	Taylor	D2/642
D275,814 S	*	10/1984	Windsor	D2/642

1 Claim, 2 Drawing Sheets



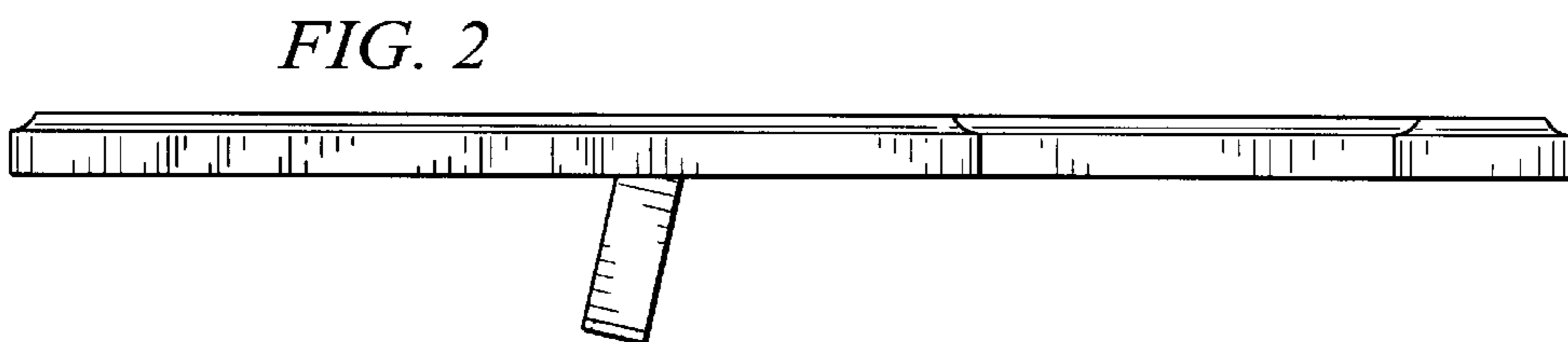
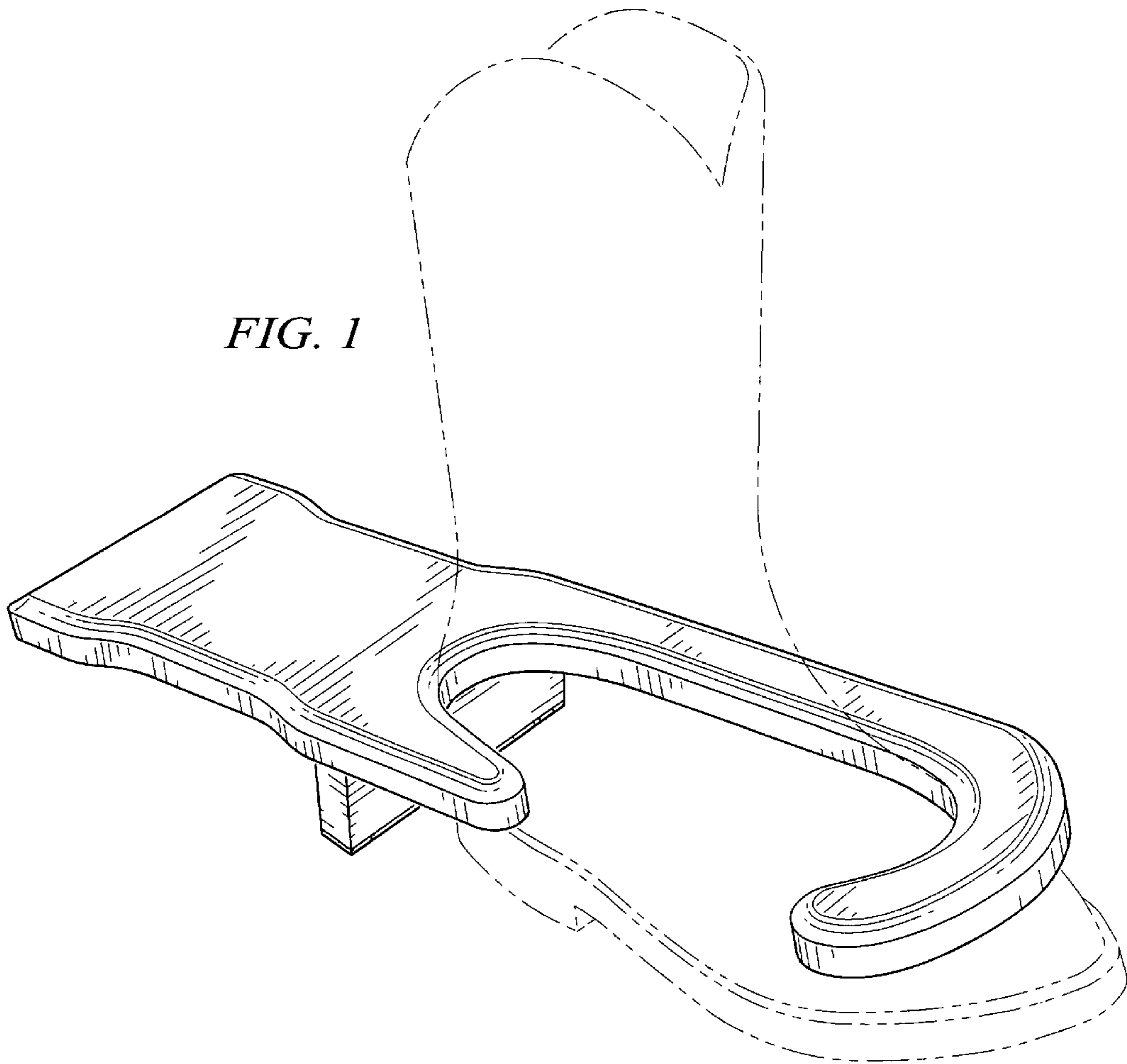


FIG. 3




FIG. 4




FIG. 5

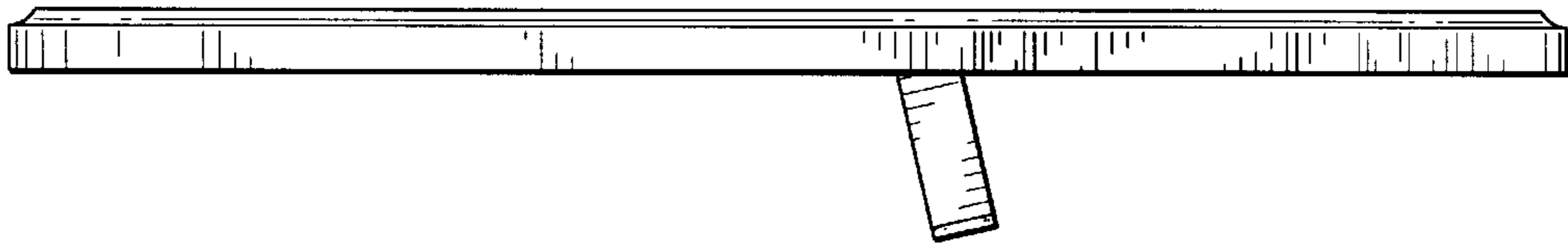


FIG. 6

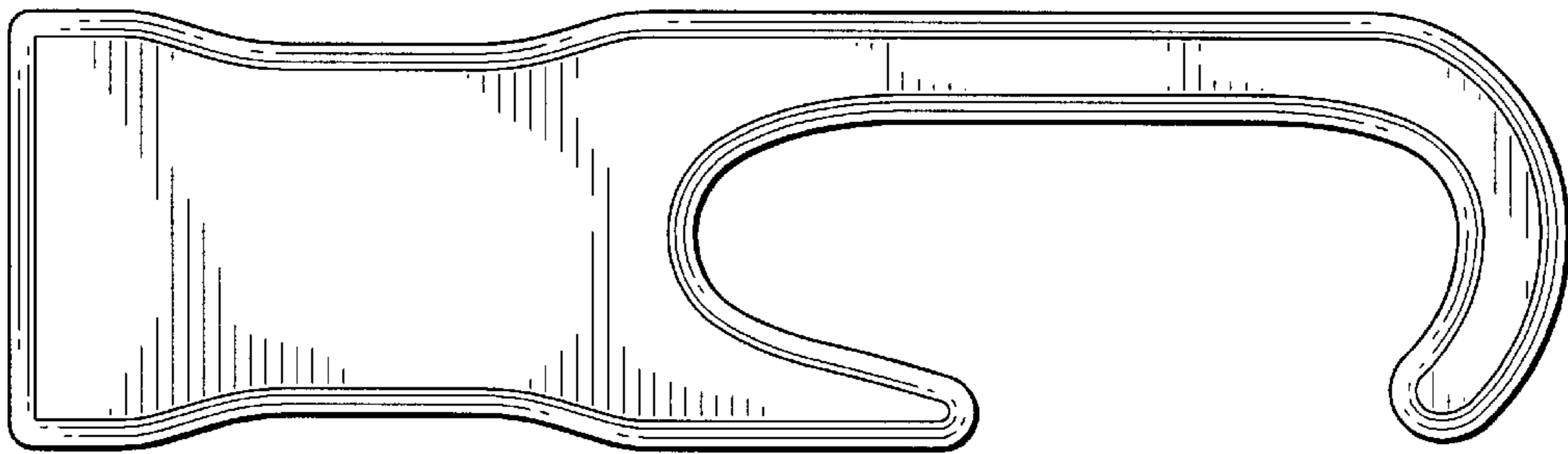


FIG. 7

