



US00D487594S

(12) **United States Design Patent**
Alscher et al.

(10) **Patent No.:** **US D487,594 S**

(45) **Date of Patent:** **** Mar. 16, 2004**

(54) **CONTAINER FOR A TEST STRIP DRUM**

(75) Inventors: **Hartmut Alscher**, Ketsch (DE);
Joachim Kohl, Heppenheim (DE);
Klaus-Dieter Sacherer, Kirchheim
(DE)

(73) Assignee: **Roche Diagnostics Corporation**,
Indianapolis, IN (US)

(**) Term: **14 Years**

(21) Appl. No.: **29/131,895**

(22) Filed: **Oct. 30, 2000**

(51) **LOC (7) Cl.** **24-01**

(52) **U.S. Cl.** **D24/224**

(58) **Field of Search** D24/224, 122;
215/206, 214, 228, 224, 211, 223; 422/63,
65, 72, 102, 104; 435/304.1, 283.1; 206/446,
569, 449, 204

(56) **References Cited**

U.S. PATENT DOCUMENTS

4,579,238 A * 4/1986 Herr 215/211
4,615,462 A 10/1986 Sacherer et al. 220/339

4,717,018 A 1/1988 Sacherer et al. 206/305
4,834,234 A 5/1989 Sacherer et al. 206/204
5,505,308 A 4/1996 Eikmeier et al. 206/449
D389,586 S * 1/1998 Brennan D24/224
5,788,064 A 8/1998 Sacherer et al. 206/204
6,436,349 B1 * 8/2002 Carey et al. 422/102

* cited by examiner

Primary Examiner—Ian Simmons

(74) *Attorney, Agent, or Firm*—Jill L. Woodburn; Richard
T. Knauer

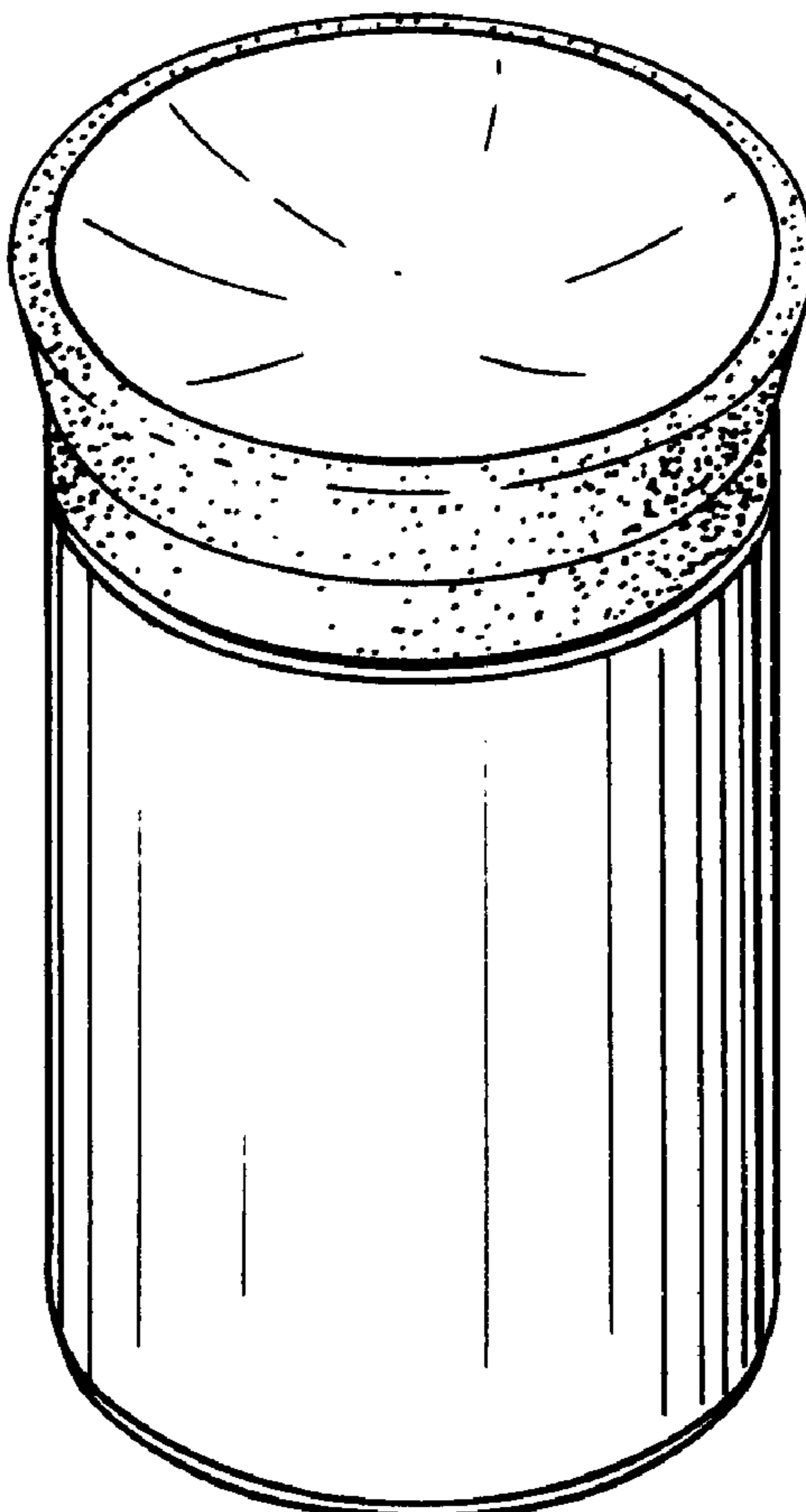
(57) **CLAIM**

The ornamental design for a container for a test strip drum,
as shown and described.

DESCRIPTION

FIG. 1 is a view in perspective of a container for a test strip
drum;
FIG. 2 is a side plan view of the container for a test strip
drum of FIG. 1;
FIG. 3 is a top plan view of the container for a test strip drum
of FIG. 1; and,
FIG. 4 is a bottom plan view of the container for a test strip
drum of FIG. 1.

1 Claim, 1 Drawing Sheet



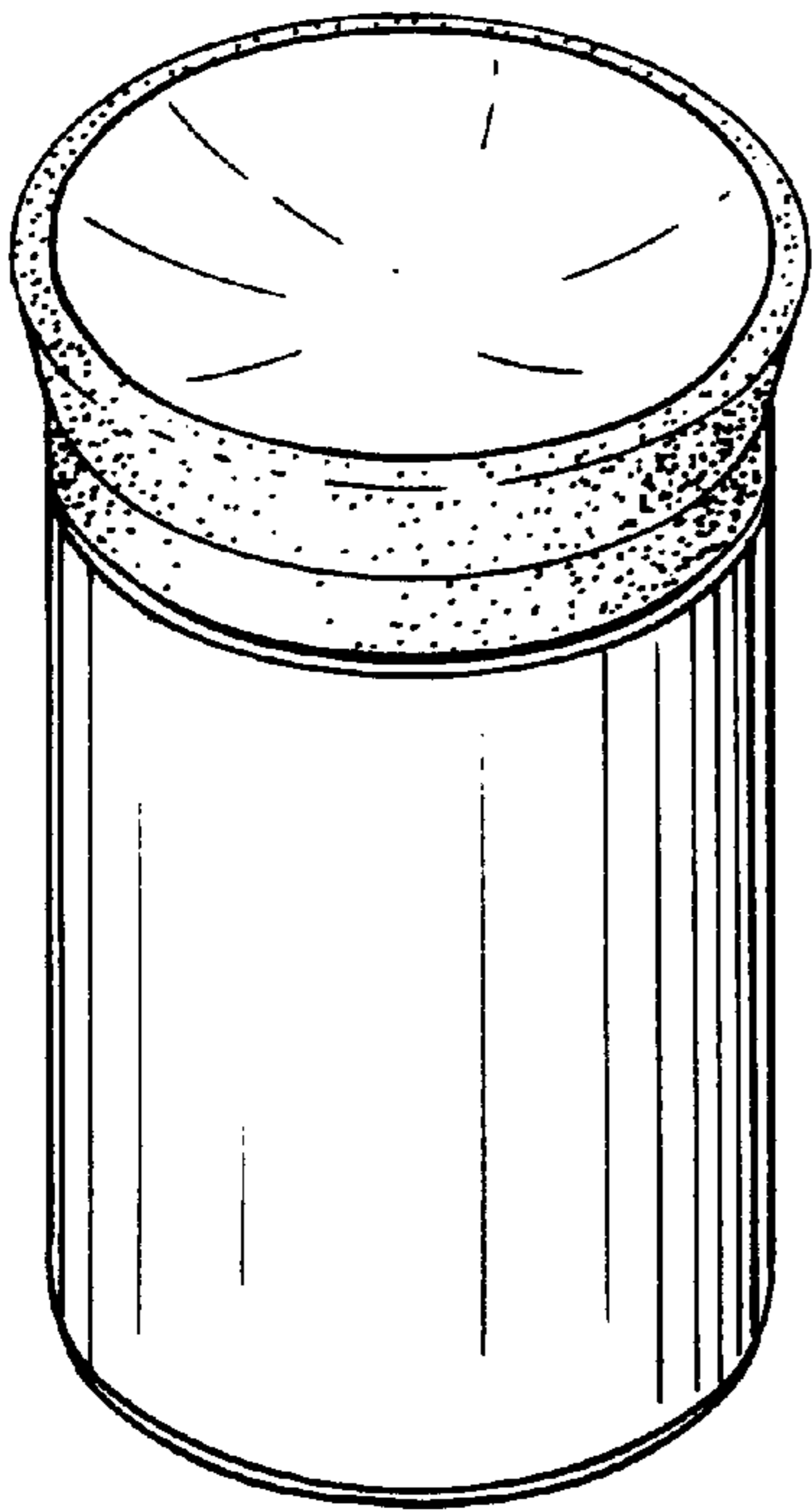


FIG. 1

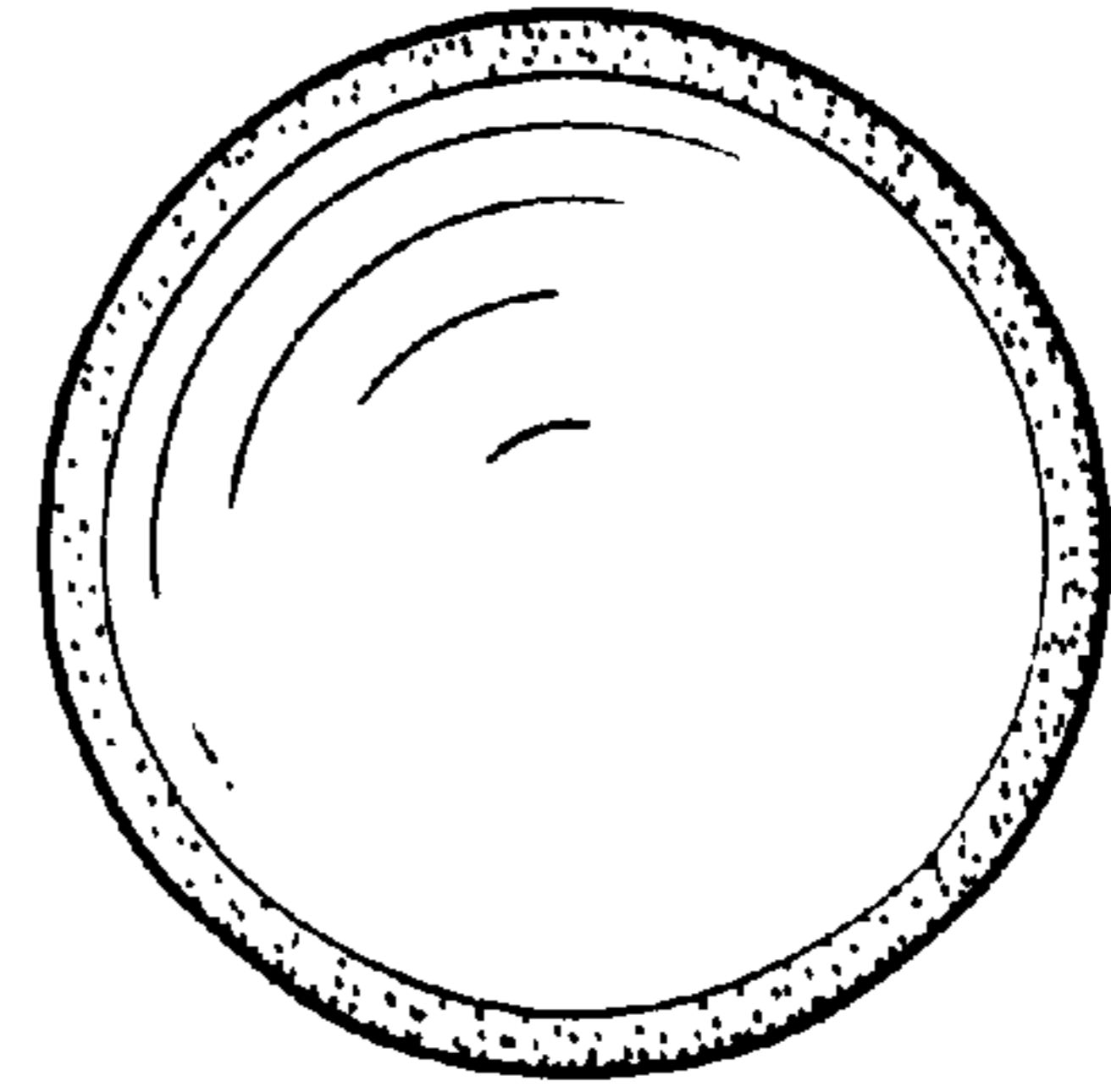


FIG. 3

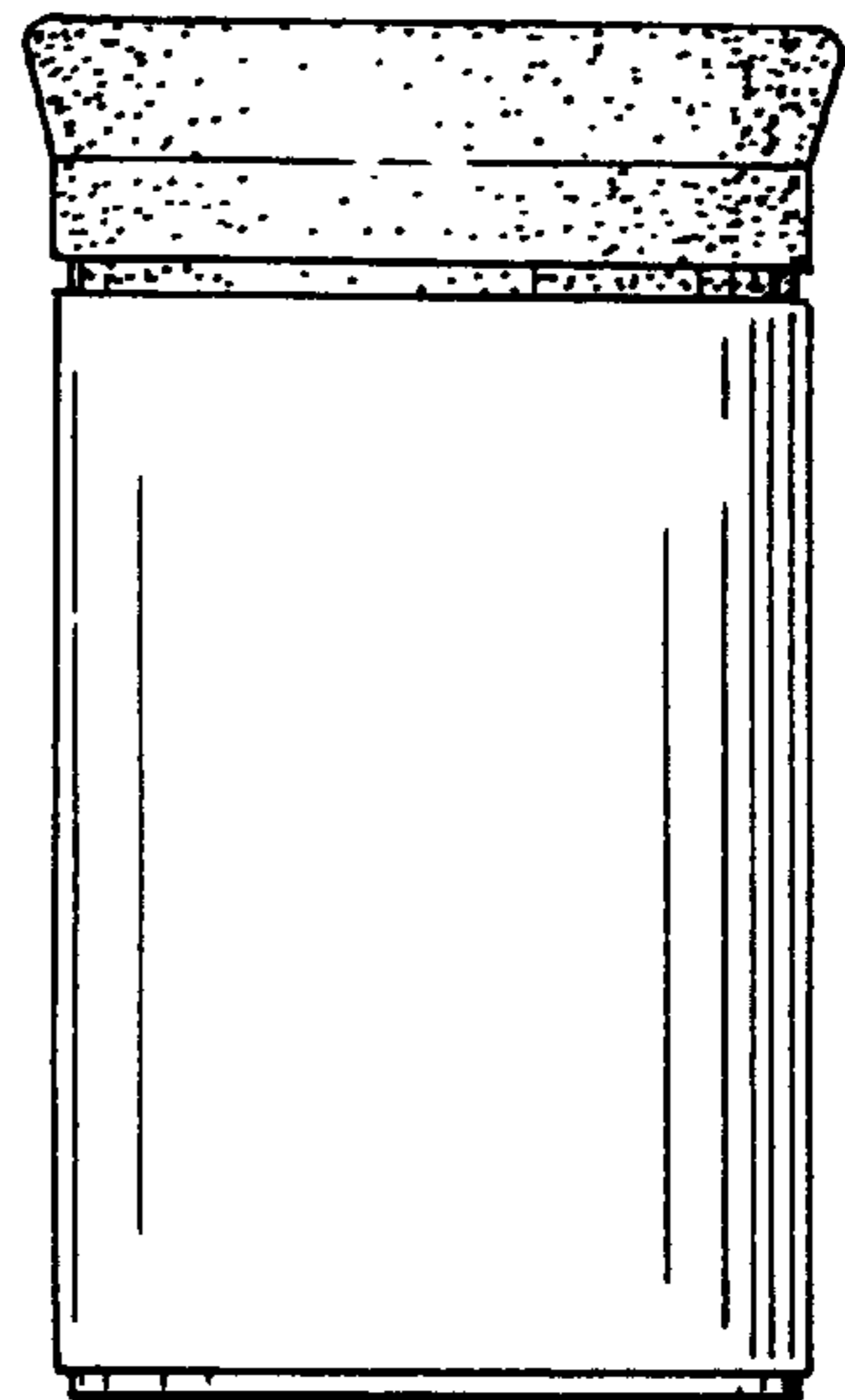


FIG. 2




FIG. 4