



US00D487593S

(12) **United States Design Patent**  
**Sarna**

(10) **Patent No.:** **US D487,593 S**

(45) **Date of Patent:** **\*\* Mar. 16, 2004**

(54) **REPLACEABLE TIP OF PIPETTE**

(75) Inventor: **Wojciech Sarna**, Raclawicka (PL)

(73) Assignee: **PZ HTL Spolka Akcyjna**,  
Daniszewska (PL)

(\*\*) Term: **14 Years**

(21) Appl. No.: **29/171,483**

(22) Filed: **Nov. 22, 2002**

(51) **LOC (7) Cl.** ..... **24-02**

(52) **U.S. Cl.** ..... **D24/222**

(58) **Field of Search** ..... D24/222, 112;  
422/100, 923, 922, 924, 104, 99; 73/864.01,  
864.14, 863.32, 864.11, 864.18

(56) **References Cited**

**U.S. PATENT DOCUMENTS**

5,223,225 A \* 6/1993 Gautsch ..... D24/222

D358,464 S \* 5/1995 Anderson ..... D24/112

5,445,797 A \* 8/1995 Flesher ..... 73/864.11

5,807,524 A \* 9/1998 Kelly et al. .... 422/100

D448,853 S \* 10/2001 Rainin et al. .... D24/222

D461,904 S \* 8/2002 Petrek ..... D24/222

\* cited by examiner

*Primary Examiner*—Ian Simmons

(74) *Attorney, Agent, or Firm*—Howson and Howson

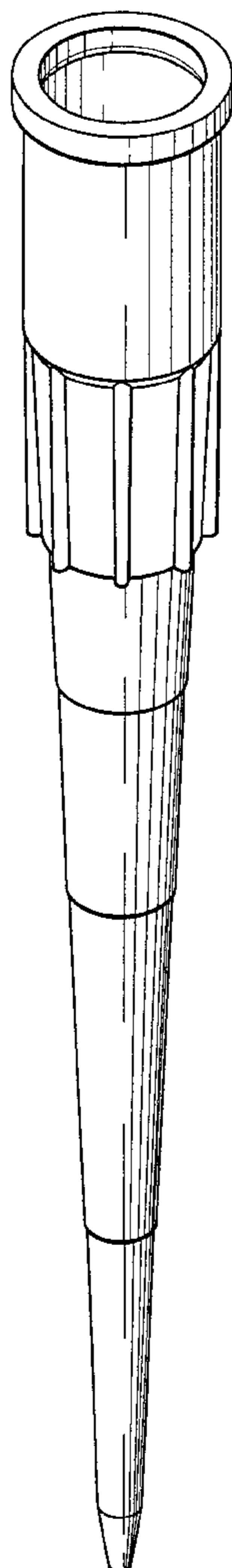
(57) **CLAIM**

The ornamental design for the replaceable tip of a pipette, as shown and described.

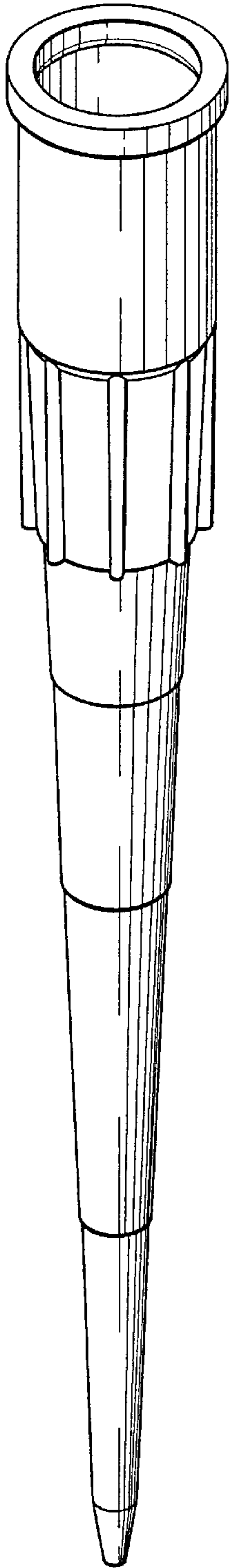
**DESCRIPTION**

FIG. 1 is a perspective view of my new design;  
FIG. 2 is a front elevational view thereof, the rear, left side,  
and right side elevational views being mirror images thereof;  
FIG. 3 is a bottom plan view thereof; and,  
FIG. 4 is a top plan view thereof.

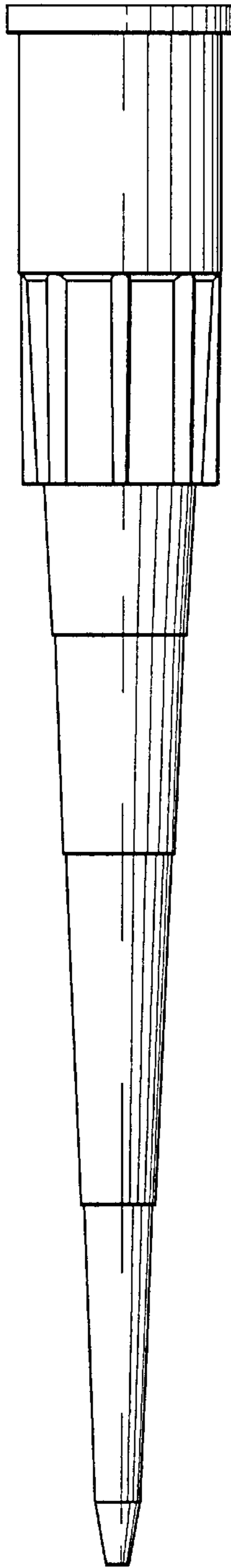
**1 Claim, 1 Drawing Sheet**



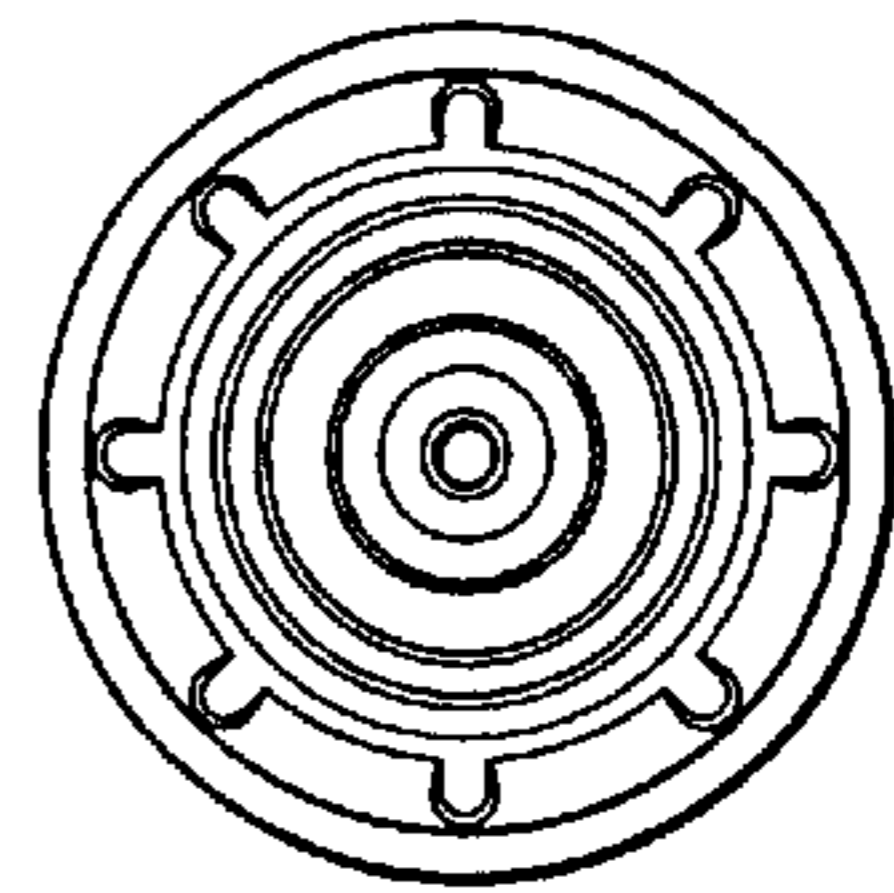
**FIG. 1**



**FIG. 2**



**FIG. 3**



**FIG. 4**

