



US00D487584S

(12) **United States Design Patent**  
**Brinkman**

(10) **Patent No.:** **US D487,584 S**

(45) **Date of Patent:** **\*\* Mar. 16, 2004**

(54) **FISHING LURE**

(75) **Inventor:** **Stephen M. Brinkman**, Beeville, TX  
(US)

(73) **Assignee:** **S&C Brinkman Corp.**, Beeville, TX  
(US)

(\*\*) **Term:** **14 Years**

(21) **Appl. No.:** **29/180,435**

(22) **Filed:** **Apr. 23, 2003**

(51) **LOC (7) Cl.** ..... **22-05**

(52) **U.S. Cl.** ..... **D22/132**

(58) **Field of Search** ..... D22/132, 125-133;  
43/42.26, 42.39, 42.03, 42.08, 42.11, 42.45,  
42.13, 42.28, 42.06, 26.2, 42.1

(56) **References Cited**

**U.S. PATENT DOCUMENTS**

2,218,280	A	*	10/1940	Deering	.....	43/42.26
2,663,964	A		12/1953	Martin	.....	43/42.02
2,770,063	A		11/1956	Martin	.....	43/42.02

5,228,230	A		7/1993	Vaught	.....	43/42.26
5,915,944	A	*	6/1999	Strunk	.....	43/42
D457,219	S	*	5/2002	Mooneyham et al.	.....	D22/132
D465,544	S	*	11/2002	Brinkman	.....	D22/132

\* cited by examiner

*Primary Examiner*—Catherine R. Oliver

(74) *Attorney, Agent, or Firm*—Christopher L. Makay

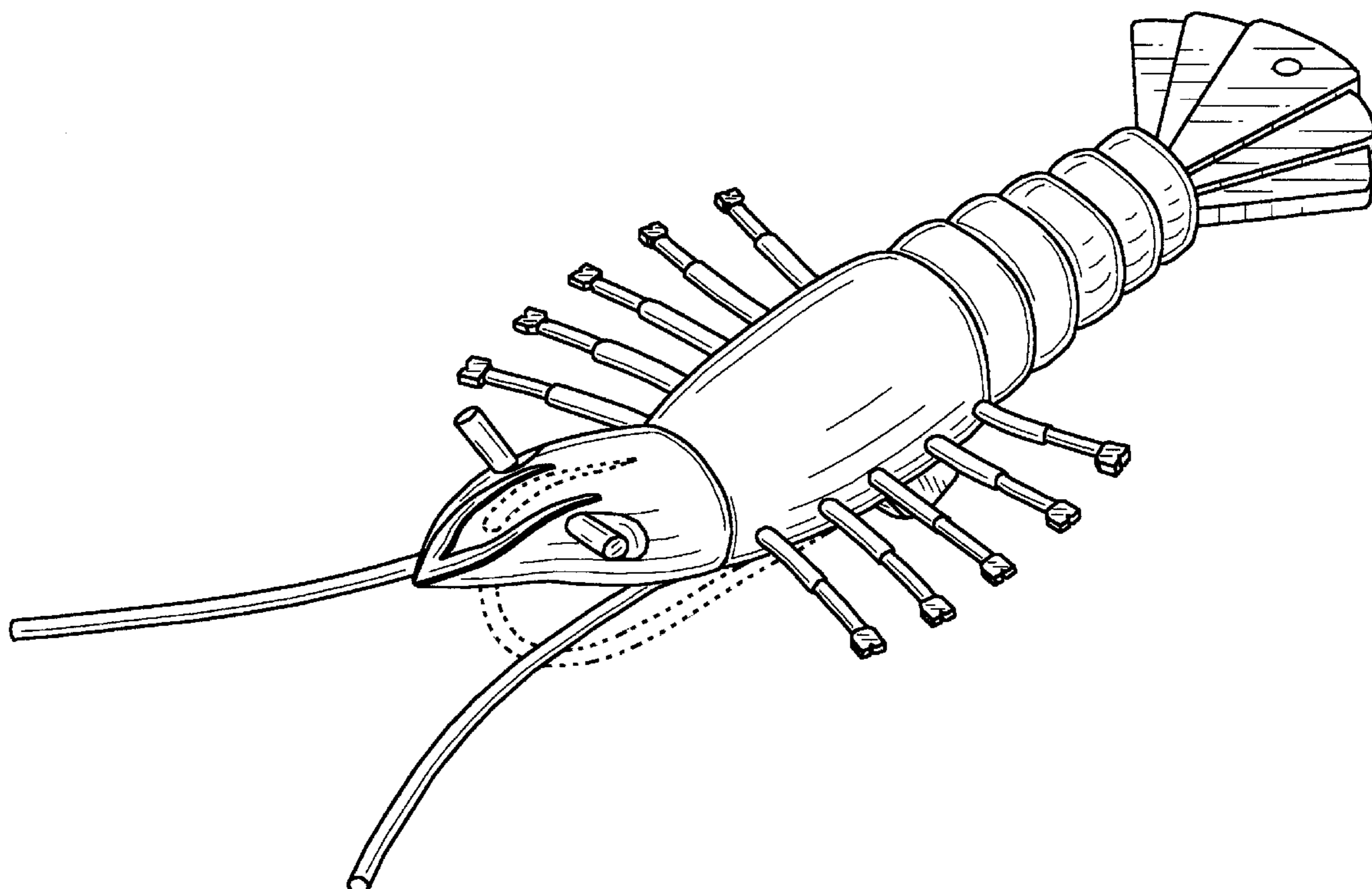
(57) **CLAIM**

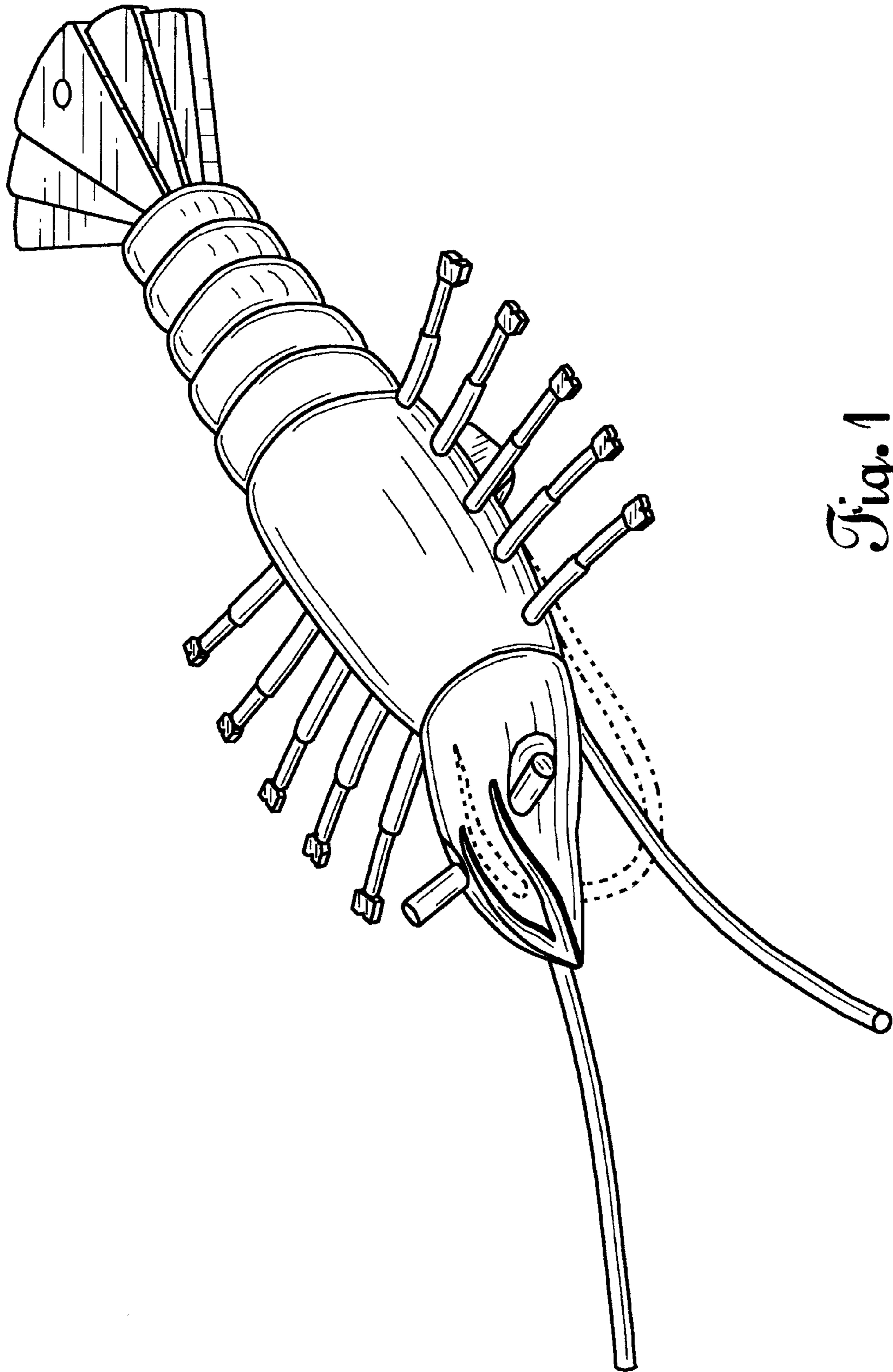
The ornamental design for a fishing lure, as shown and described.

**DESCRIPTION**

FIG. 1 is a perspective view of the fishing lure.  
FIG. 2 is a top plan view thereof.  
FIG. 3 is a right side elevation view thereof.  
FIG. 4 is a rear elevation view thereof.  
FIG. 5 is a bottom plan view thereof.  
FIG. 6 is a left side elevation view thereof; and,  
FIG. 7 is a front elevation view thereof.  
The broken line showing of environment is for illustrative purposes only and forms no part of the claimed design.

**1 Claim, 2 Drawing Sheets**





*Fig. 1*

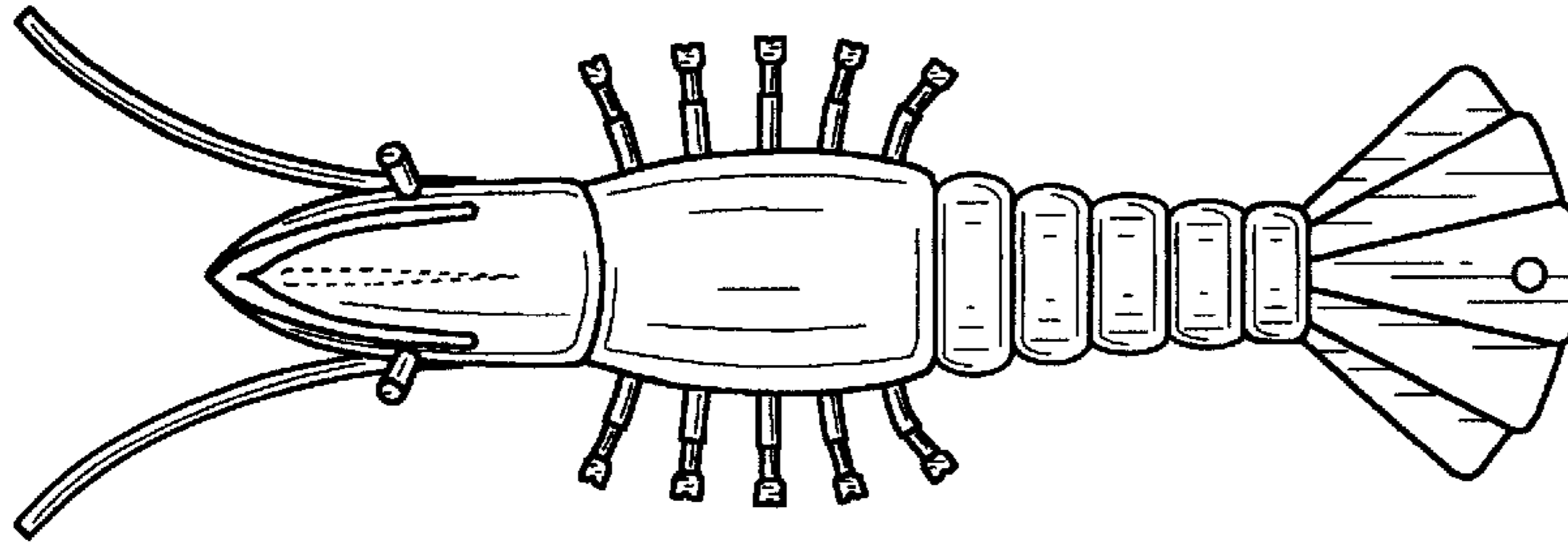


Fig. 2




Fig. 3

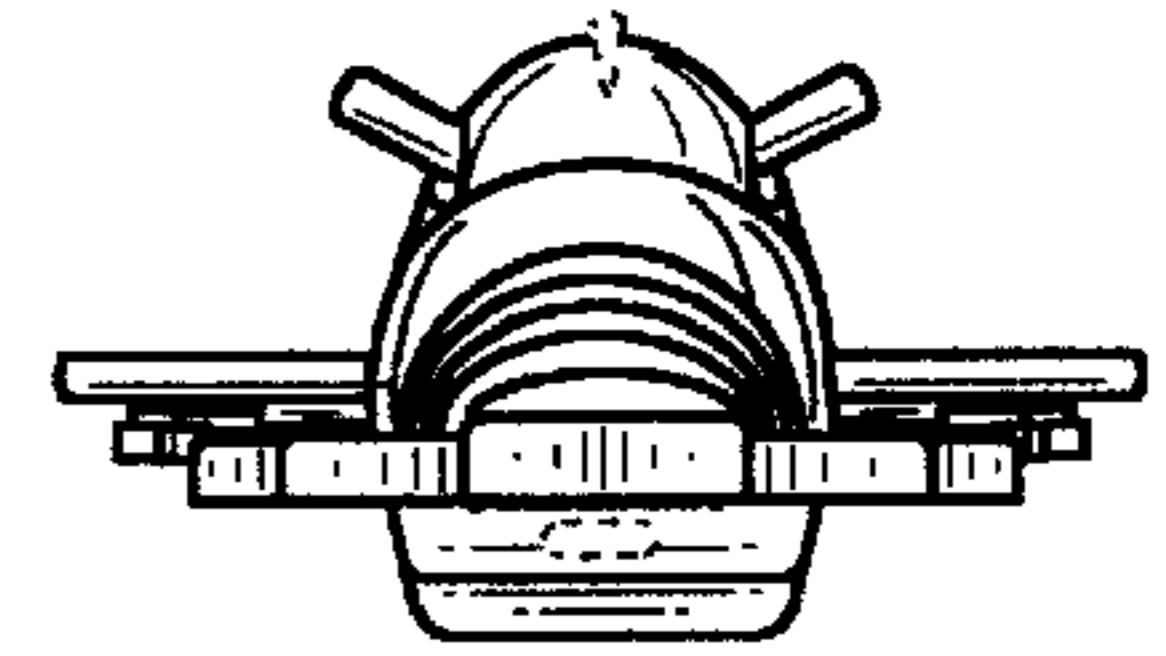


Fig. 4

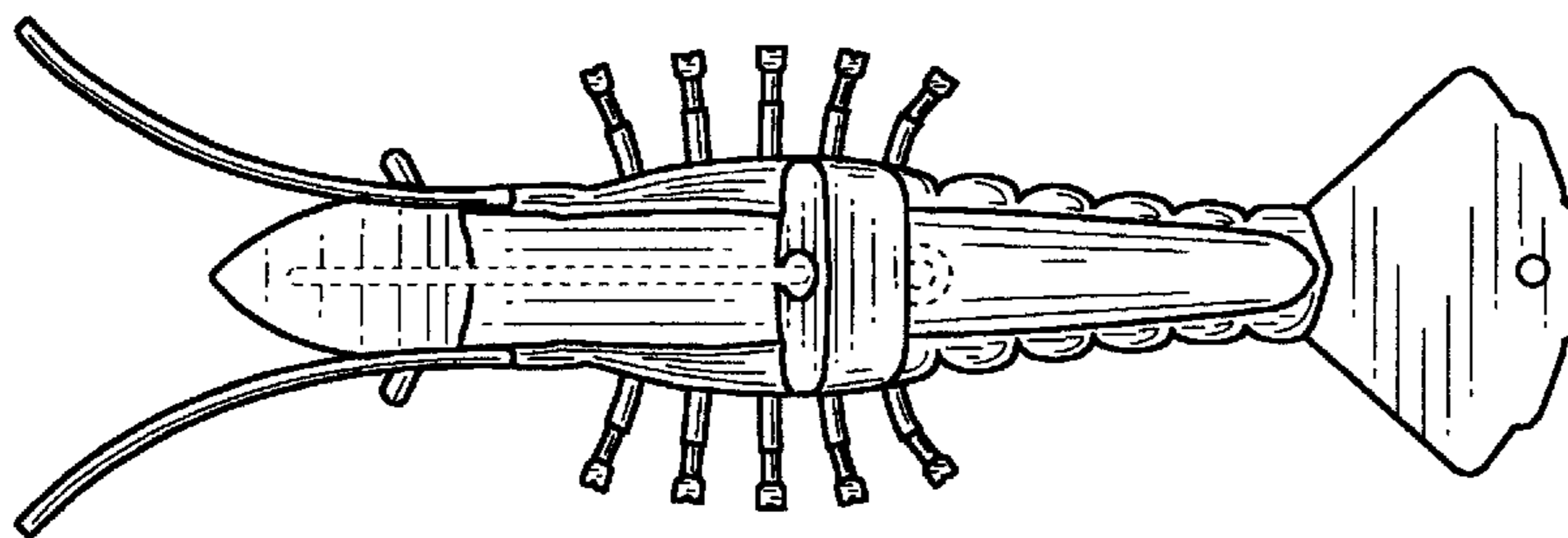


Fig. 5




Fig. 6

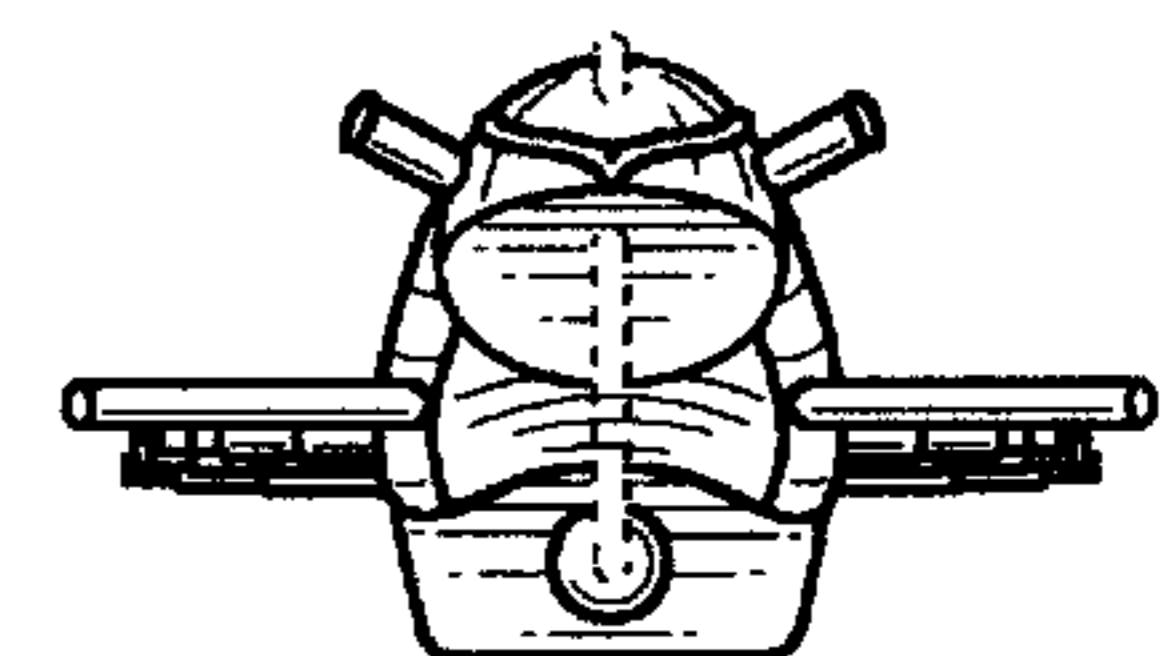


Fig. 7