



US00D487583S

(12) **United States Design Patent**  
**Roshala et al.**

(10) **Patent No.:** **US D487,583 S**  
(45) **Date of Patent:** **\*\* Mar. 16, 2004**

(54) **GOLF SWING TRAINING DEVICE**

(75) Inventors: **David Z. Roshala**, Sharon, PA (US); **J. David Wible**, Sharon, PA (US)

(73) Assignee: **Golf Better Enterprises, LLC**, Sharon, PA (US)

(\*\*) Term: **14 Years**

(21) Appl. No.: **29/175,759**

(22) Filed: **Feb. 11, 2003**

(51) **LOC (7) Cl.** ..... **21-02**

(52) **U.S. Cl.** ..... **D21/791**

(58) **Field of Search** ..... D21/736-746,  
D21/789, 791; 473/251-256, 324, 340,  
341, 219, 226, 228

(56) **References Cited**

**U.S. PATENT DOCUMENTS**

D247,919 S \* 5/1978 Goyette, Jr. .... D21/791

D331,091 S \* 11/1992 Naples ..... D21/793  
D368,950 S \* 4/1996 Gates ..... D21/791  
D420,077 S \* 2/2000 Constantine ..... D21/735  
D470,905 S \* 2/2003 Beeson ..... D21/791

\* cited by examiner

*Primary Examiner*—Mitchell Siegel

(74) *Attorney, Agent, or Firm*—Harpman & Harpman

(57) **CLAIM**

The ornamental design for a golf swing training device, as shown and described.

**DESCRIPTION**

FIG. 1 is a front perspective view of the golf swing training device;

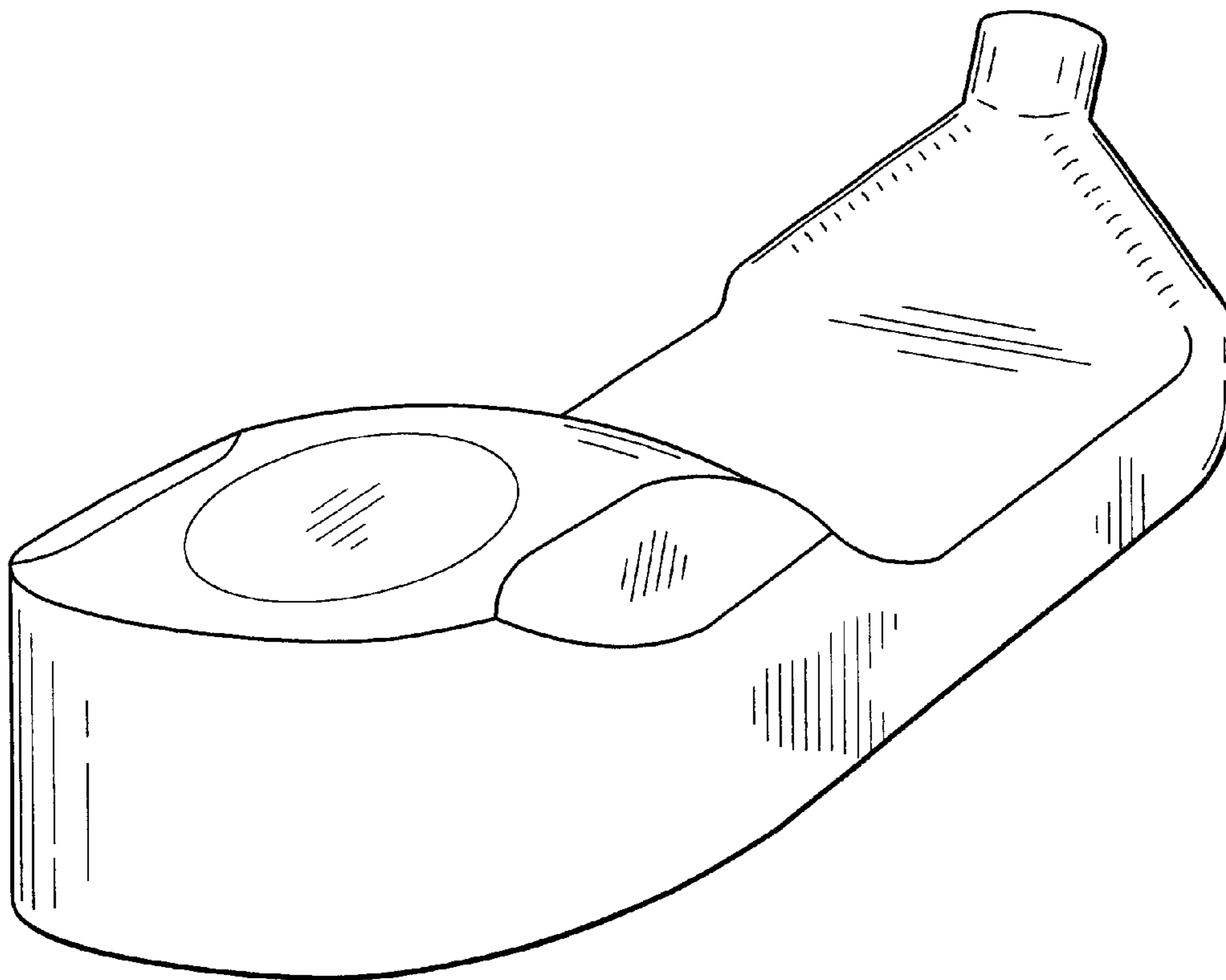
FIG. 2 is a right side elevational view thereof, the left side being a mirror image thereof;

FIG. 3 is a top plan view thereof;

FIG. 4 is a bottom plan view thereof; and,

FIG. 5 is a rear elevational view thereof.

**1 Claim, 3 Drawing Sheets**



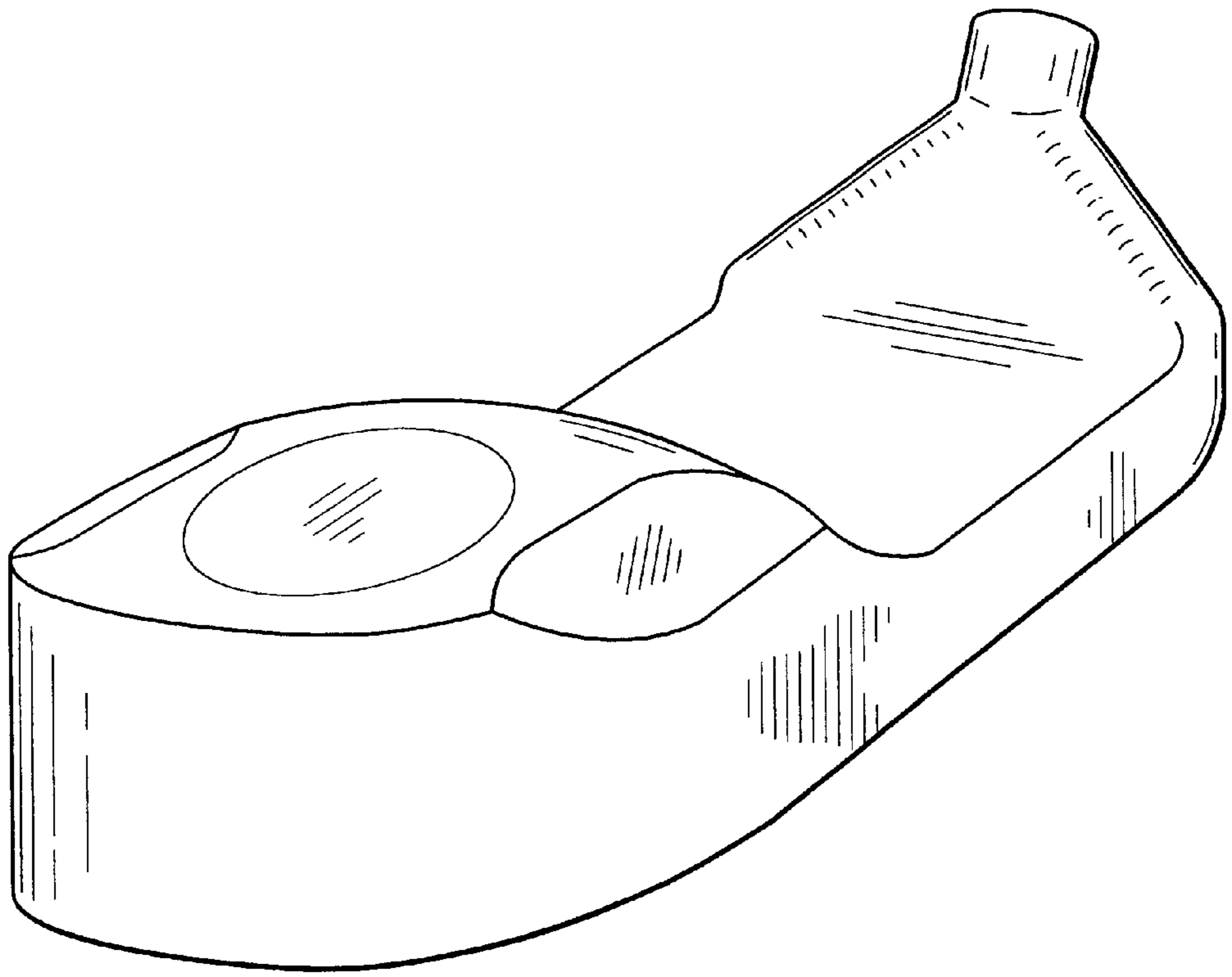


FIG. 1

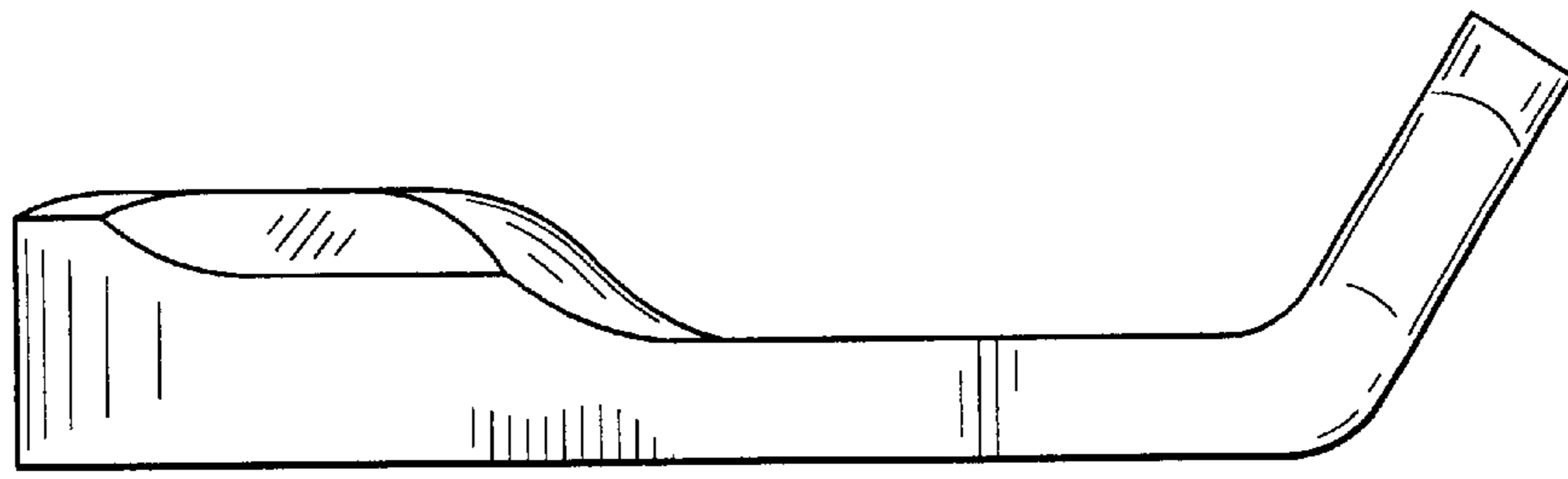


FIG. 2

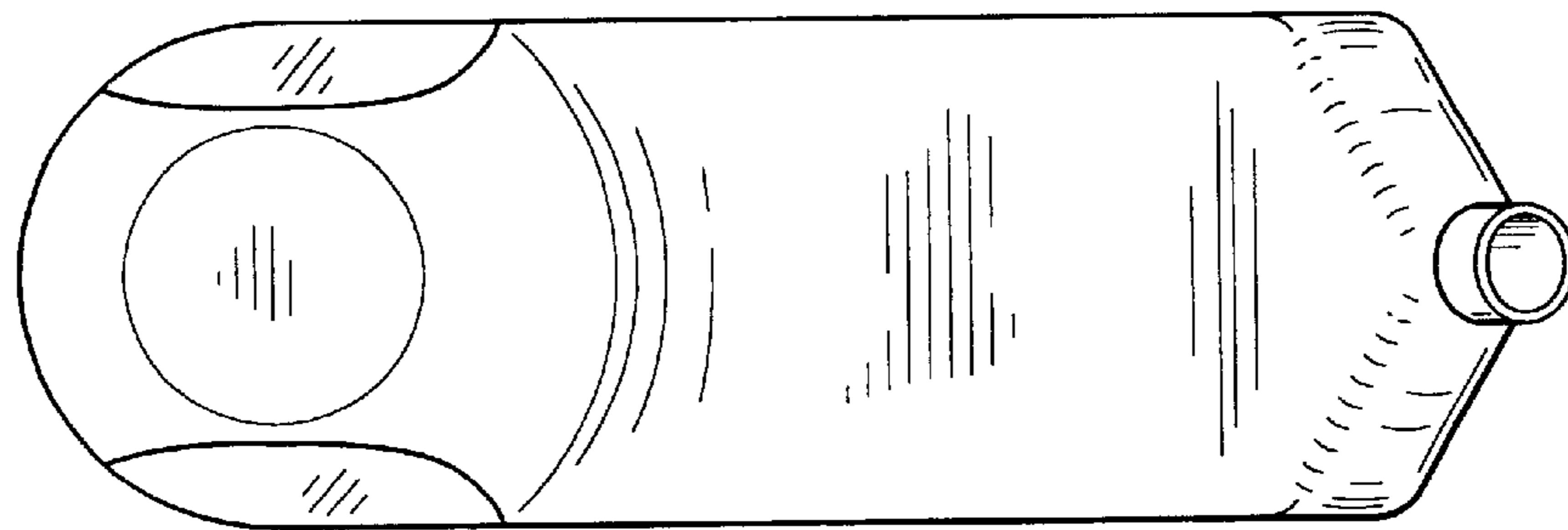


FIG. 3

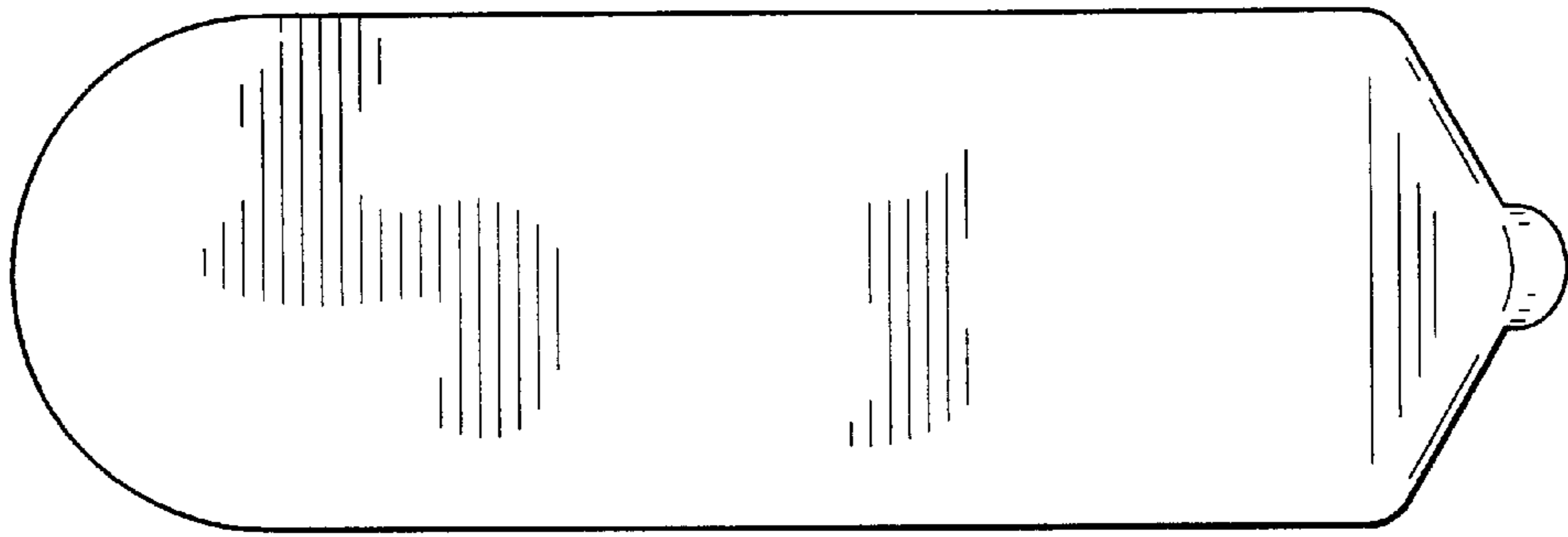


FIG. 4




FIG. 5