



US00D487576S

(12) **United States Design Patent**  
**Reed et al.**

(10) **Patent No.:** **US D487,576 S**

(45) **Date of Patent:** **\*\* Mar. 16, 2004**

(54) **DOOR SHELF**

5,375,924 A \* 12/1994 Pohl et al. .... 312/405.1

(75) Inventors: **William A. Reed**, Cedarburg, WI (US);  
**Joseph E. Braun**, Milwaukee, WI  
(US); **Lawrence D. Moye**, Kewaskum,  
WI (US); **Michael J. Nickel**,  
Milwaukee, WI (US); **David H.**  
**Roland**, Cedarburg, WI (US); **Brett J.**  
**Vladika**, Milwaukee, WI (US)

(73) Assignee: **U-Line Corporation**, Milwaukee, WI  
(US)

(\*\*) Term: **14 Years**

(21) Appl. No.: **29/155,718**

(22) Filed: **Feb. 14, 2002**

(51) **LOC (7) Cl.** ..... **15-07**

(52) **U.S. Cl.** ..... **D15/89**

(58) **Field of Search** ..... D15/79-91; 62/440,  
62/444, 445; 312/116, 139.2, 236, 128.32,  
401, 402, 405.1, 408, 321

(56) **References Cited**

**U.S. PATENT DOCUMENTS**

5,160,191 A \* 11/1992 Holland et al. .... 312/405.1  
D342,743 S \* 12/1993 Renner ..... D15/91  
D344,739 S \* 3/1994 Edman et al. .... D15/89

**OTHER PUBLICATIONS**

U-Line Corporation, Ice Makers product brochure, Aug.  
1998, Milwaukee, Wisconsin, USA.

U-Line Corporation, Product Brochure, Jun. 2000, Milwau-  
kee, Wisconsin, USA.

\* cited by examiner

*Primary Examiner*—Mitchell Siegel

(74) *Attorney, Agent, or Firm*—Quarles & Brady LLP

(57) **CLAIM**

The ornamental design for door shelf, as shown and  
described.

**DESCRIPTION**

FIG. 1 is a perspective view of a door shelf showing a  
second embodiment of my new design;

FIG. 2 is a front elevational view thereof;

FIG. 3 is a left side elevational view thereof;

FIG. 4 is a right side elevational view thereof;

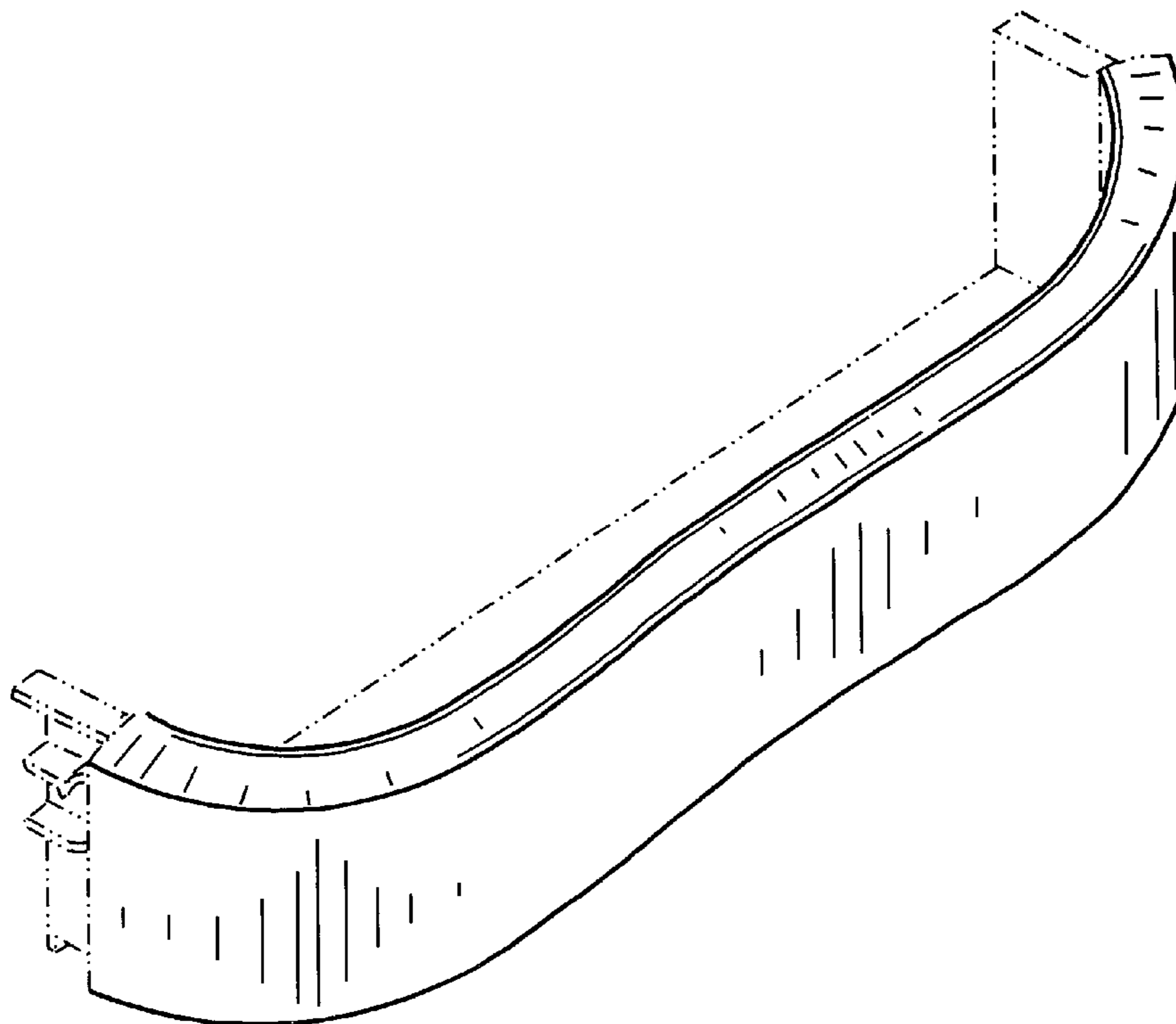
FIG. 5 is a top elevational view thereof;

FIG. 6 is a back elevational view thereof; and,

FIG. 7 is bottom elevational view thereof.

The broken line showing is for illustrative purposes only and  
forms no part of the claimed design.

**1 Claim, 2 Drawing Sheets**



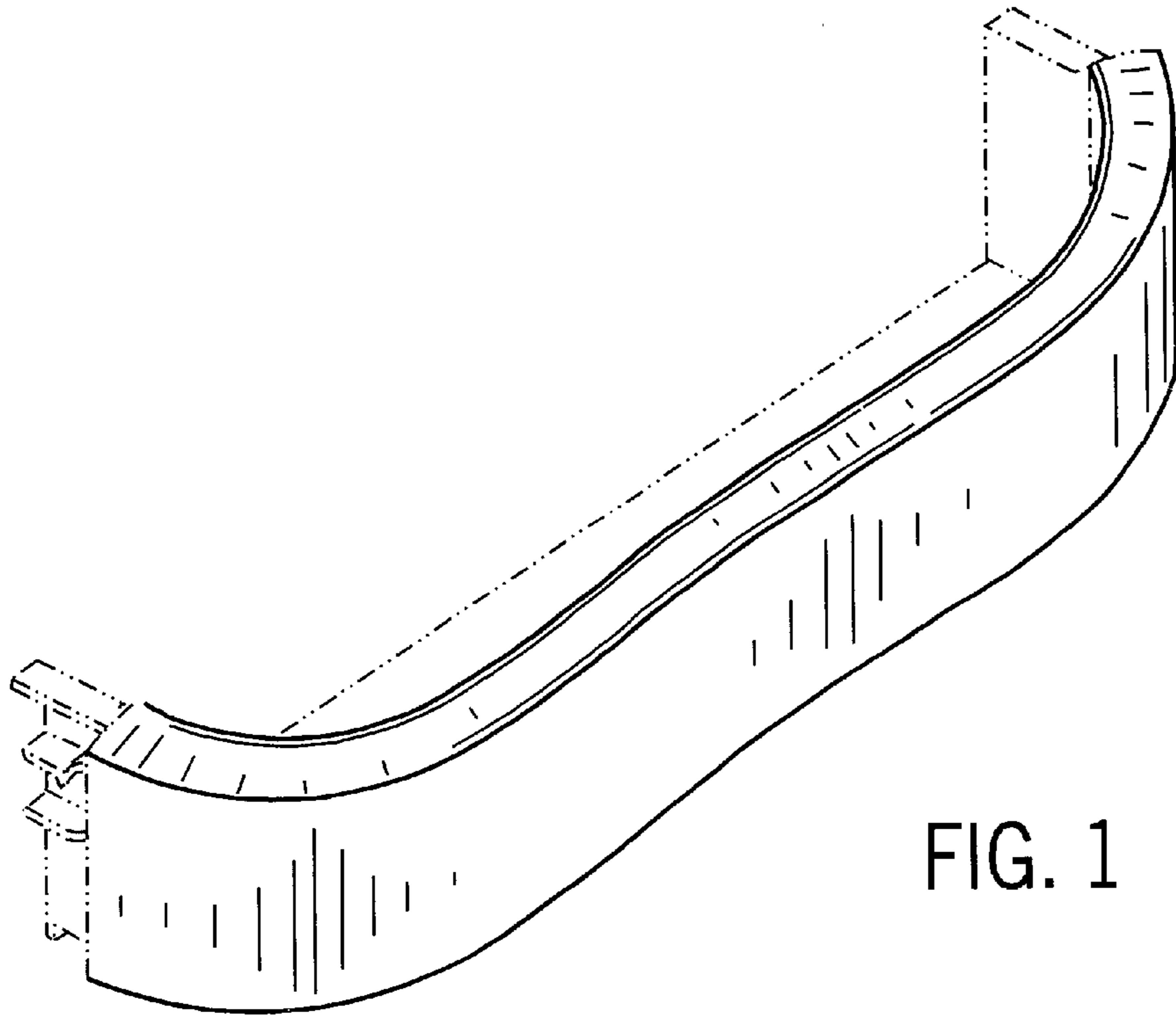
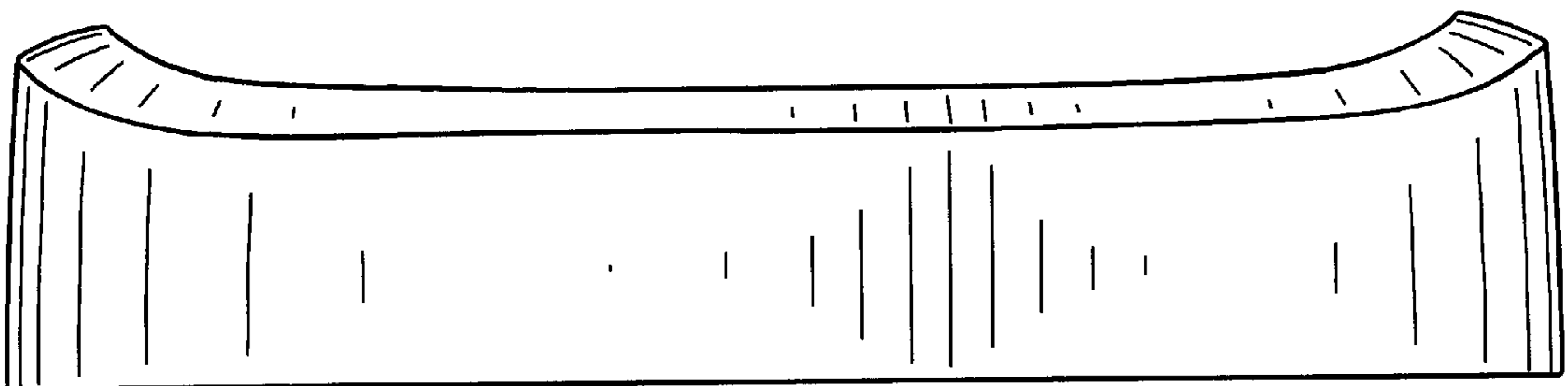


FIG. 1

FIG. 2



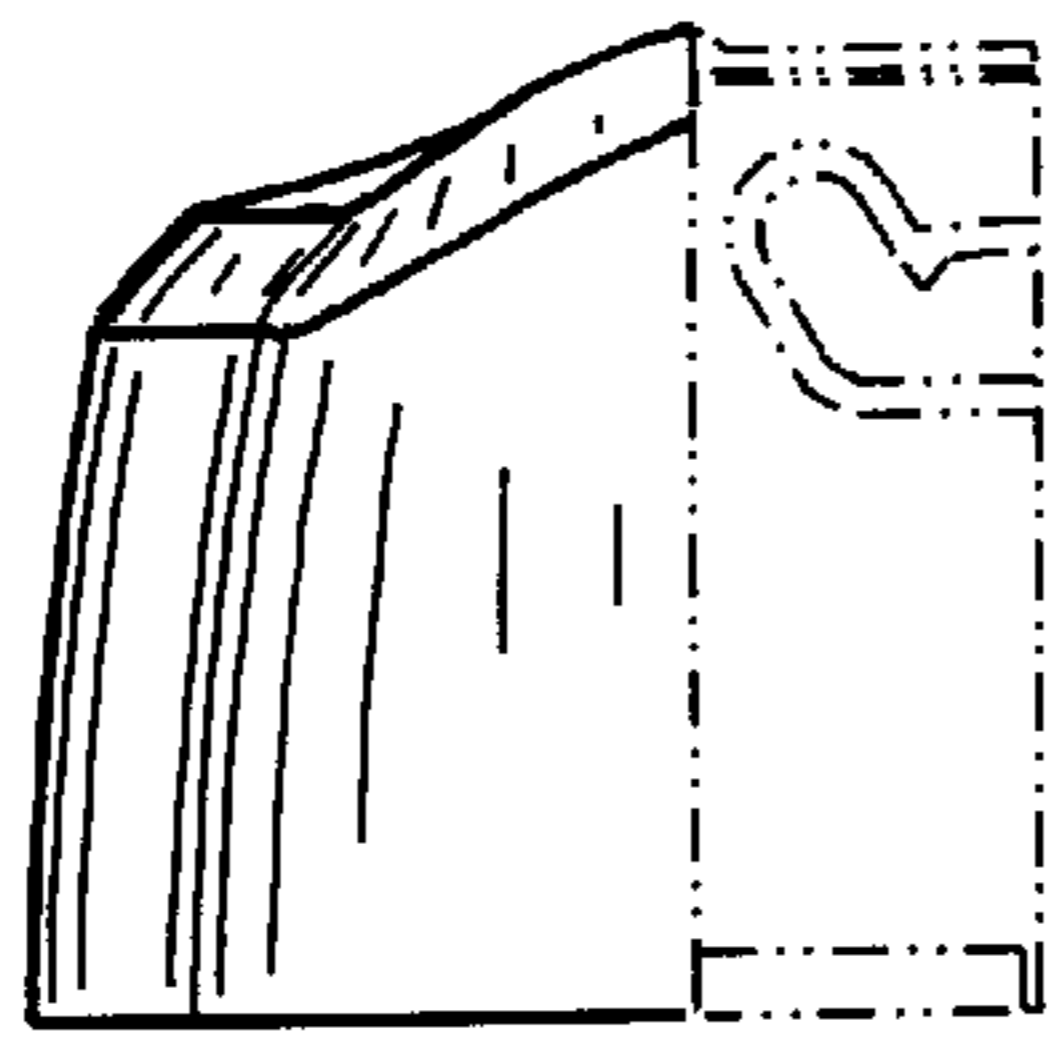


FIG. 3

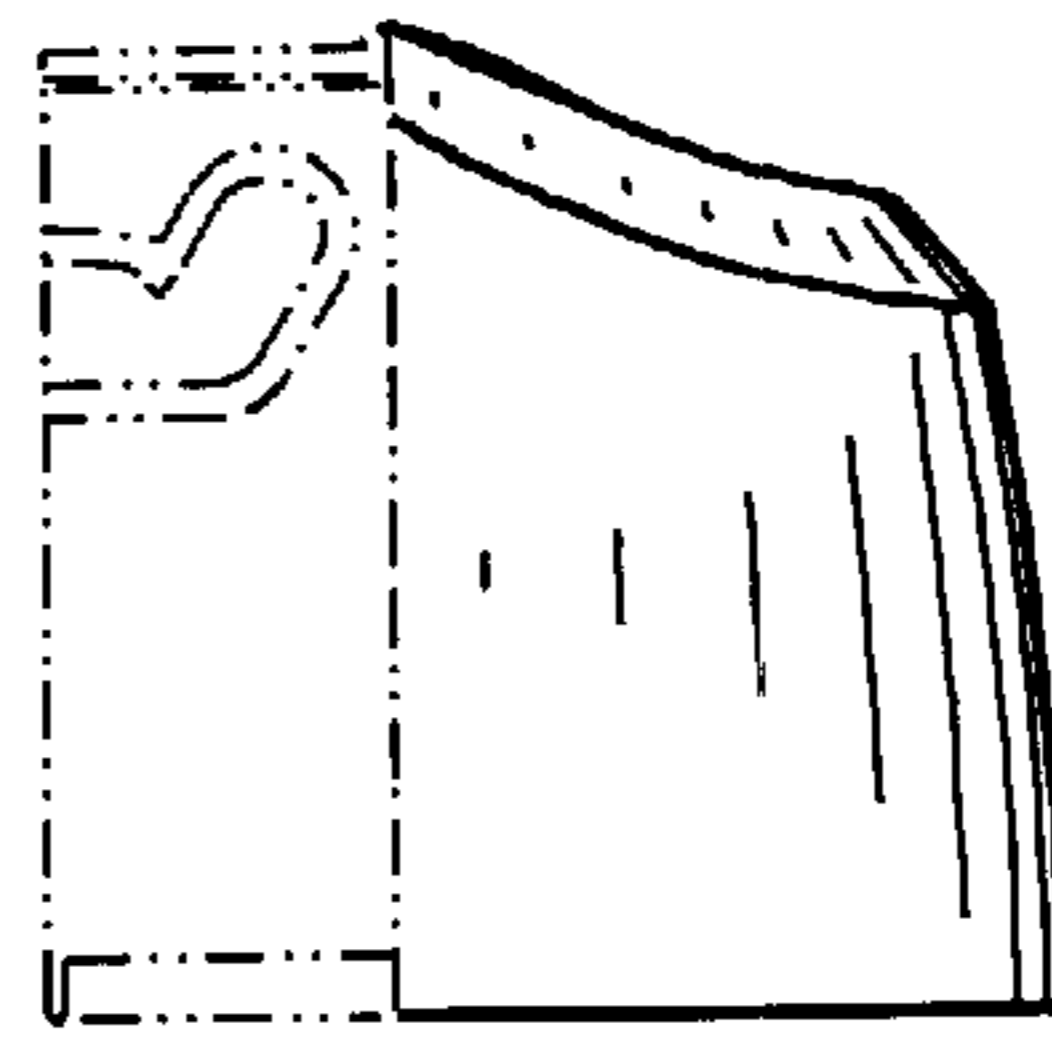


FIG. 4

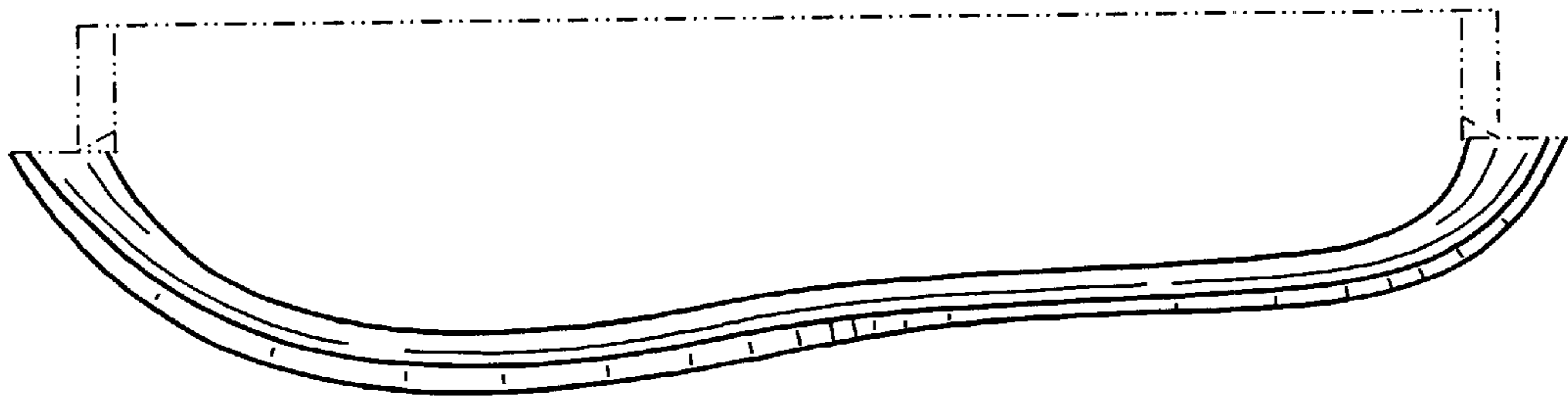


FIG. 5

FIG. 6




FIG. 7

