



US00D487560S

(12) **United States Design Patent**  
**Magnusson**

(10) **Patent No.:** **US D487,560 S**

(45) **Date of Patent:** **\*\* Mar. 16, 2004**

(54) **HATCH LOCK**

(76) **Inventor:** **Claes Magnusson**, 23 McKay Road,  
Wimbledon, SW20 OHT London (GB)

(\*\*) **Term:** **14 Years**

(21) **Appl. No.:** **29/171,405**

(22) **Filed:** **Nov. 22, 2002**

(51) **LOC (7) Cl.** ..... **08-07**

(52) **U.S. Cl.** ..... **D8/331; D8/338**

(58) **Field of Search** ..... D8/330, 331, 336,  
D8/338, 339, 300, 301, 302, 303; 70/207,  
208, 209, 77, 91, 101, 141; 292/336.3,  
359, 348, 337, 207, 203, 195, 198, DIG. 26,  
DIG. 31

(56) **References Cited**

**U.S. PATENT DOCUMENTS**

D187,492 S	*	3/1960	Humphries	.....	D8/338
2,987,908 A	*	6/1961	Pelcin	.....	292/DIG. 31
D208,088 S	*	7/1967	Banner	.....	D8/338
D306,130 S	*	2/1990	Bobrowski et al.	.....	D8/331
D351,331 S	*	10/1994	Kuo	.....	D8/338
5,603,535 A	*	2/1997	Antonucci et al.	.....	292/228

5,901,501 A	*	5/1999	Fontaine	.....	292/228
D425,395 S	*	5/2000	Ji	.....	D8/331
D454,478 S	*	3/2002	Willems	.....	D8/331
D457,801 S	*	5/2002	Zamberg	.....	D8/331
D458,110 S	*	6/2002	Landeros	.....	D8/331

\* cited by examiner

*Primary Examiner*—Prabhakar Deshmukh  
(74) *Attorney, Agent, or Firm*—Birch, Stewart, Kolasch & Birch, LLP

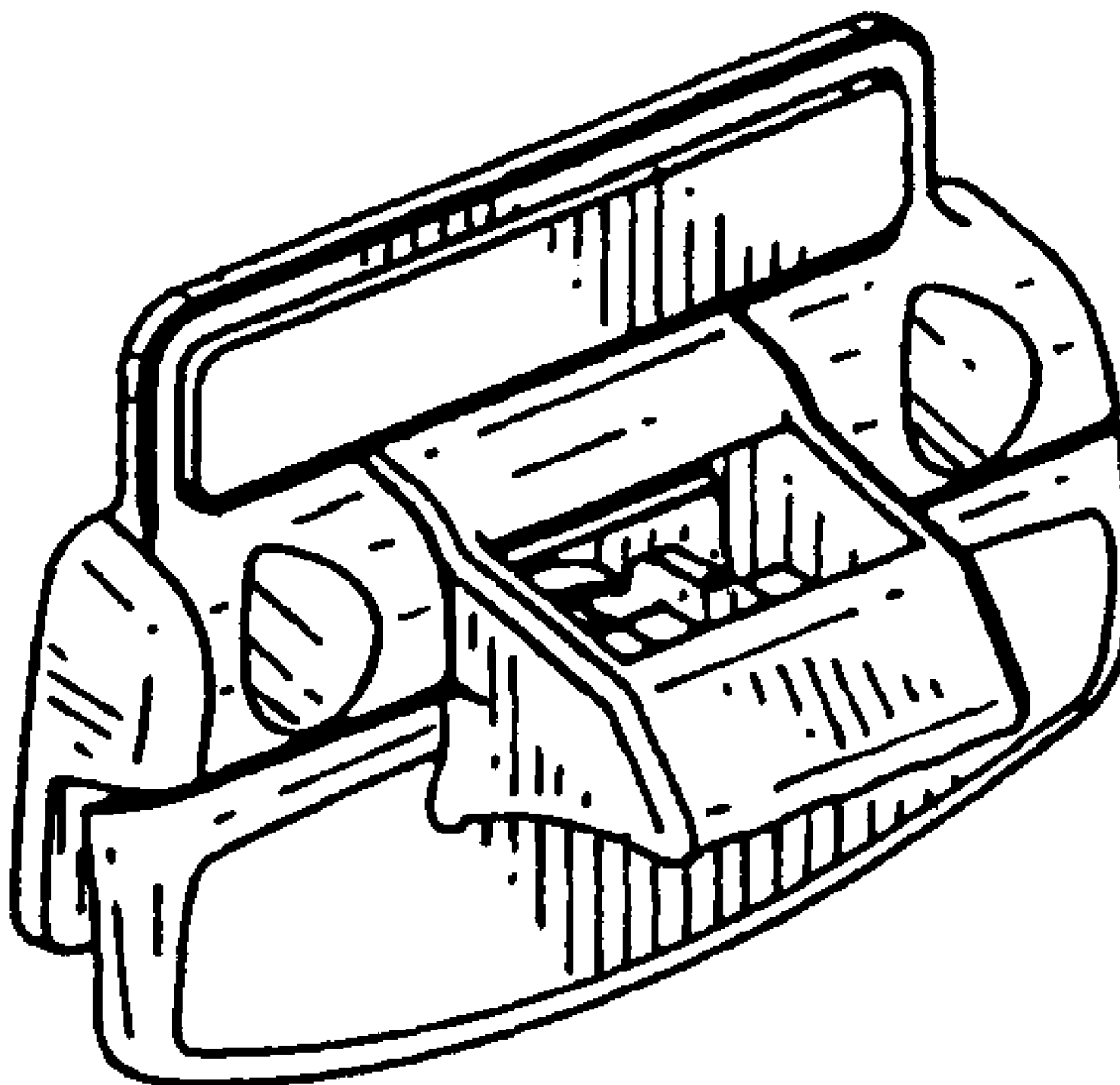
(57) **CLAIM**

The ornamental design for a hatch lock, as shown and described.

**DESCRIPTION**

FIG. 1 is a perspective front view of a hatch lock showing my new design;  
FIG. 2 is perspective side view thereof;  
FIG. 3 is a rear elevational view thereof;  
FIG. 4 is a bottom plan view thereof;  
FIG. 5 is a front elevational view thereof;  
FIG. 6 is a left side elevational view thereof; and,  
FIG. 7 is a top plan view thereof.

**1 Claim, 1 Drawing Sheet**



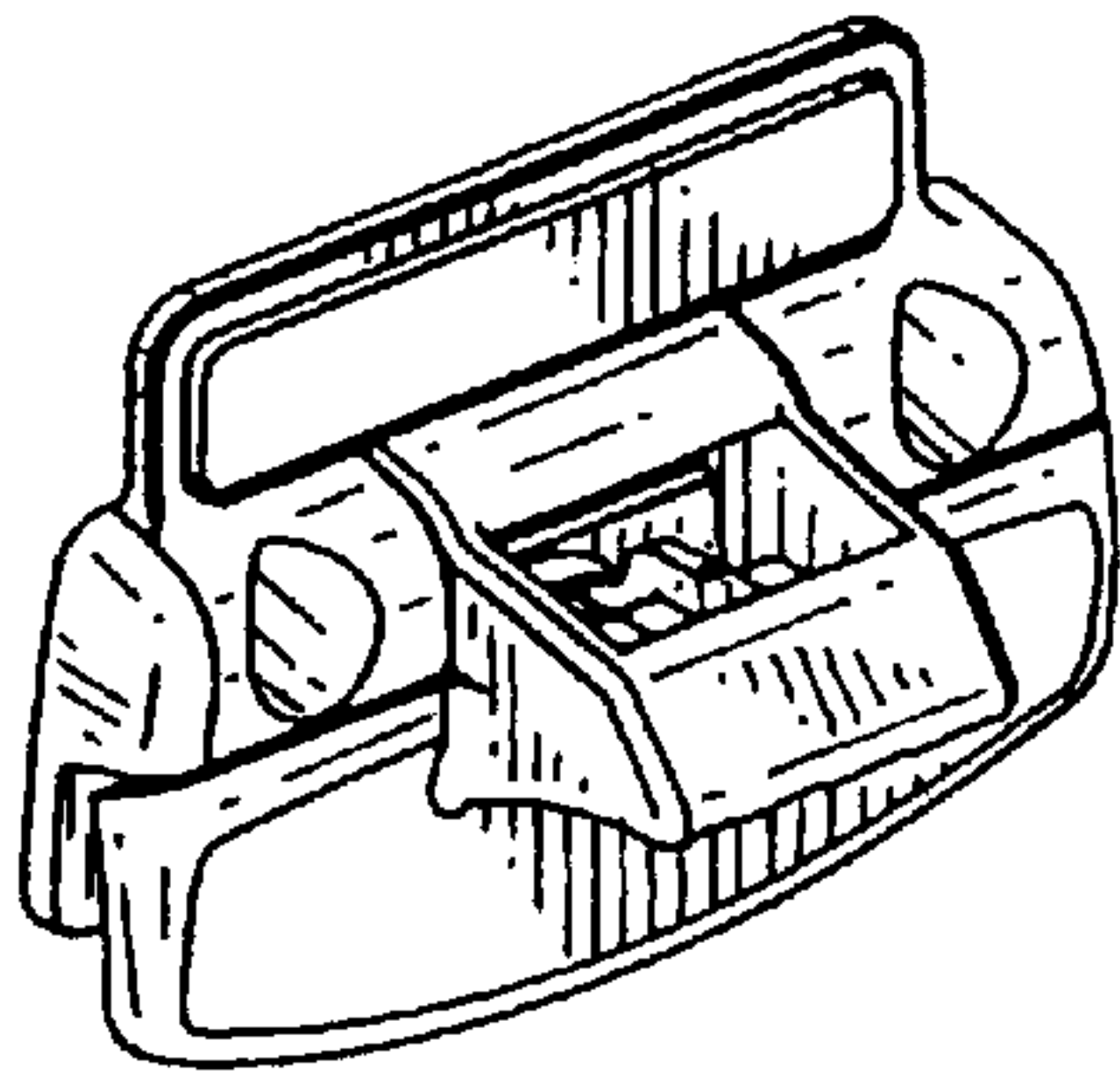


FIG. 1

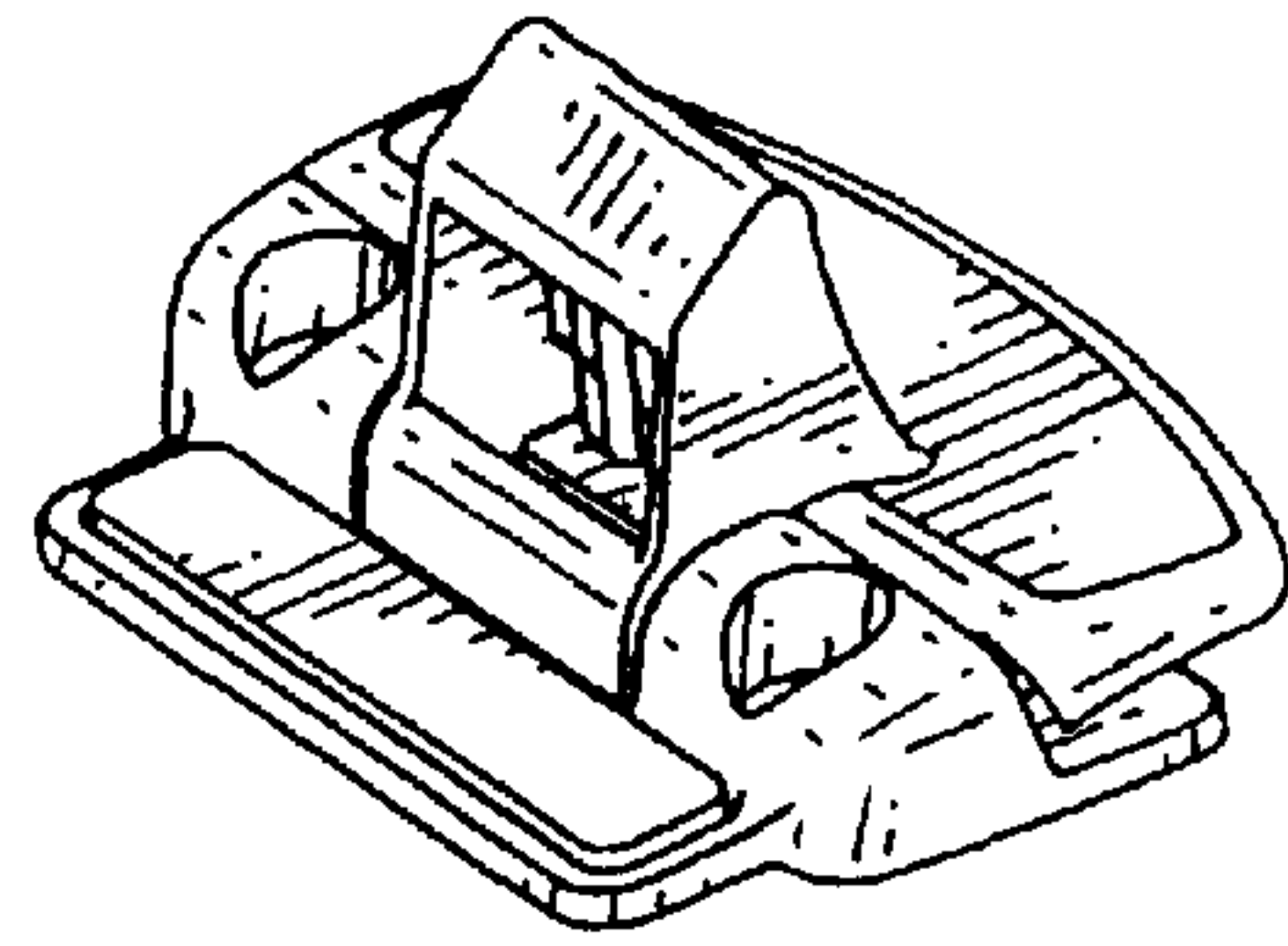


FIG. 2

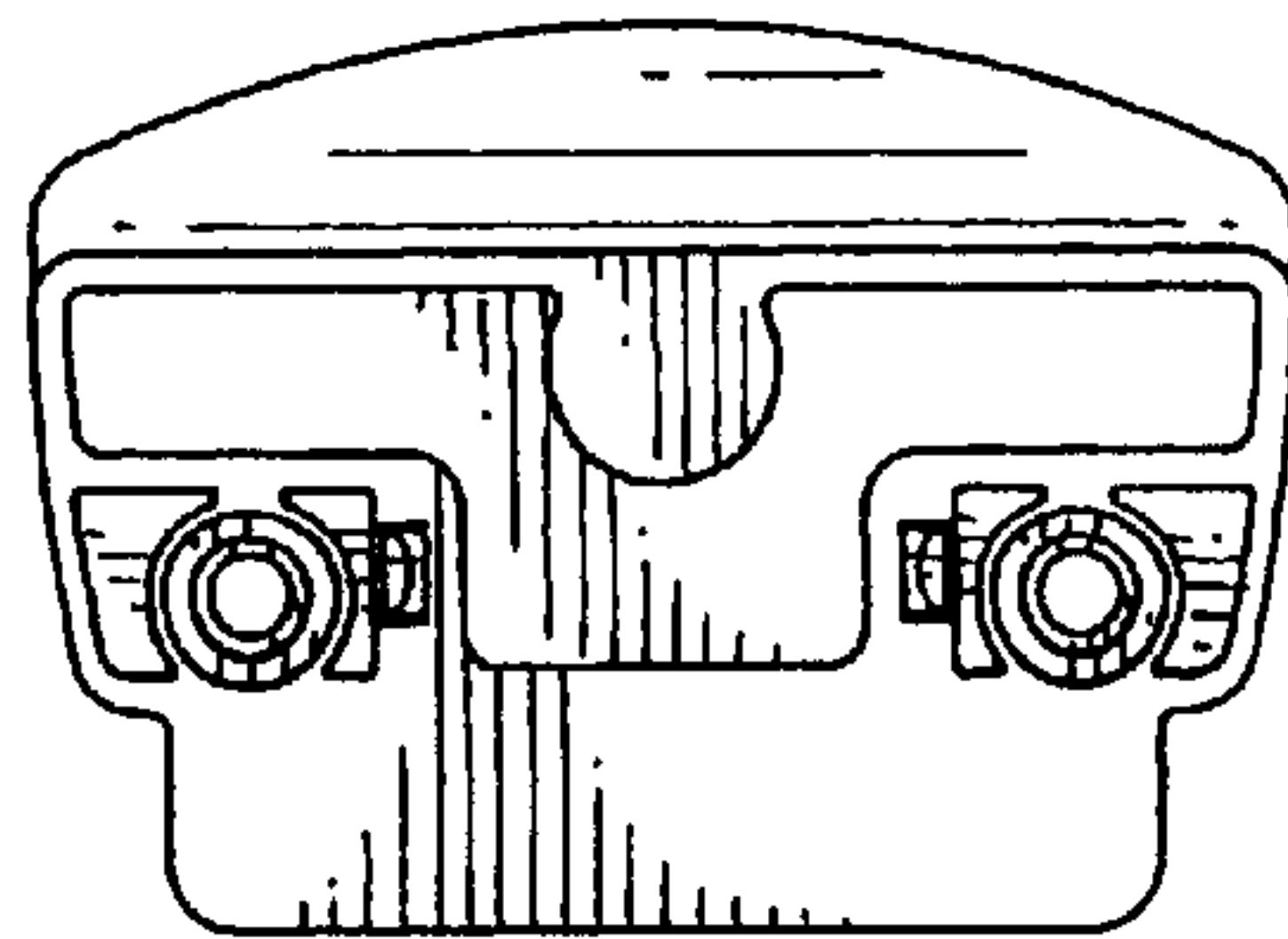


FIG. 3




FIG. 4

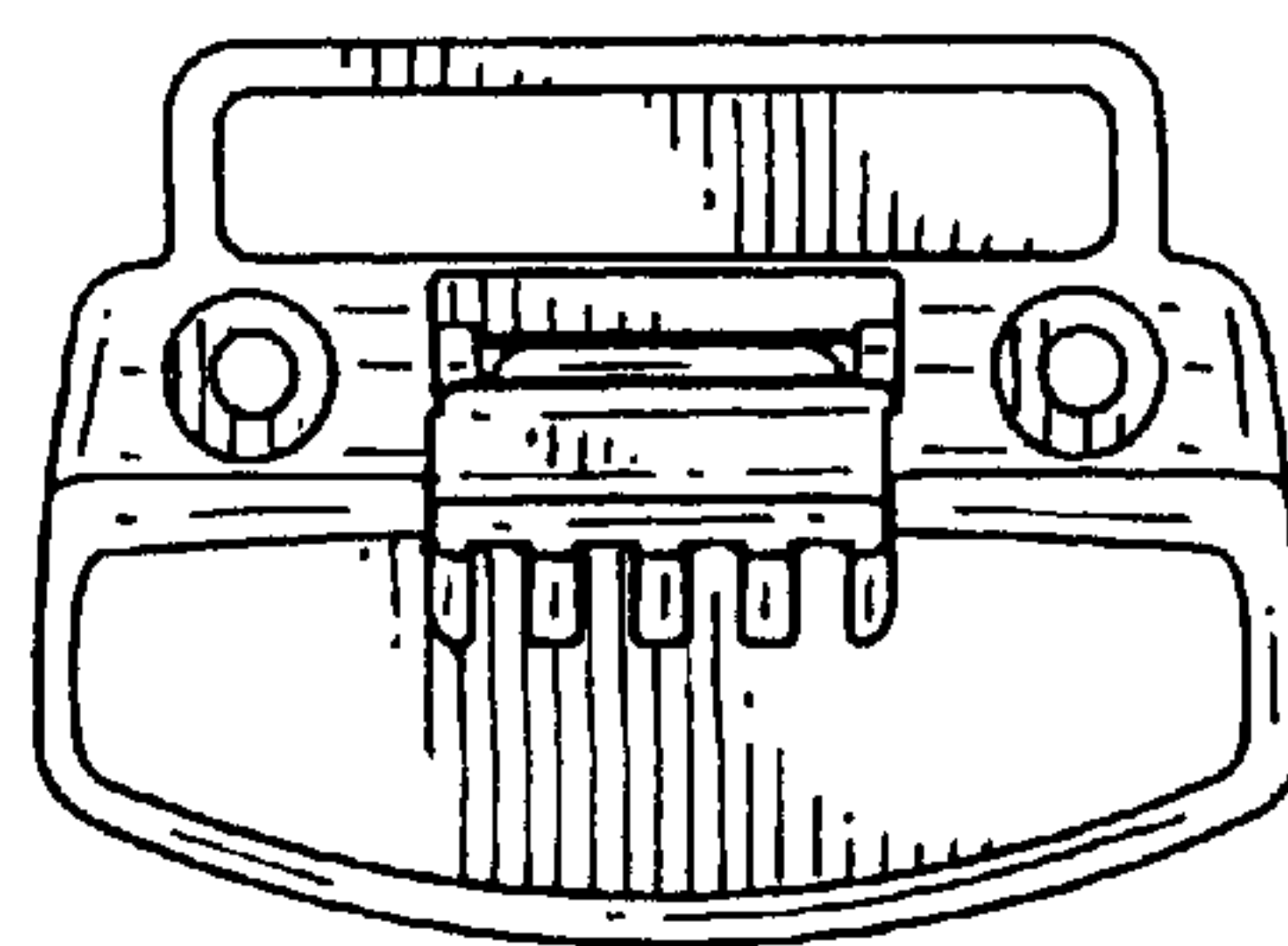


FIG. 5

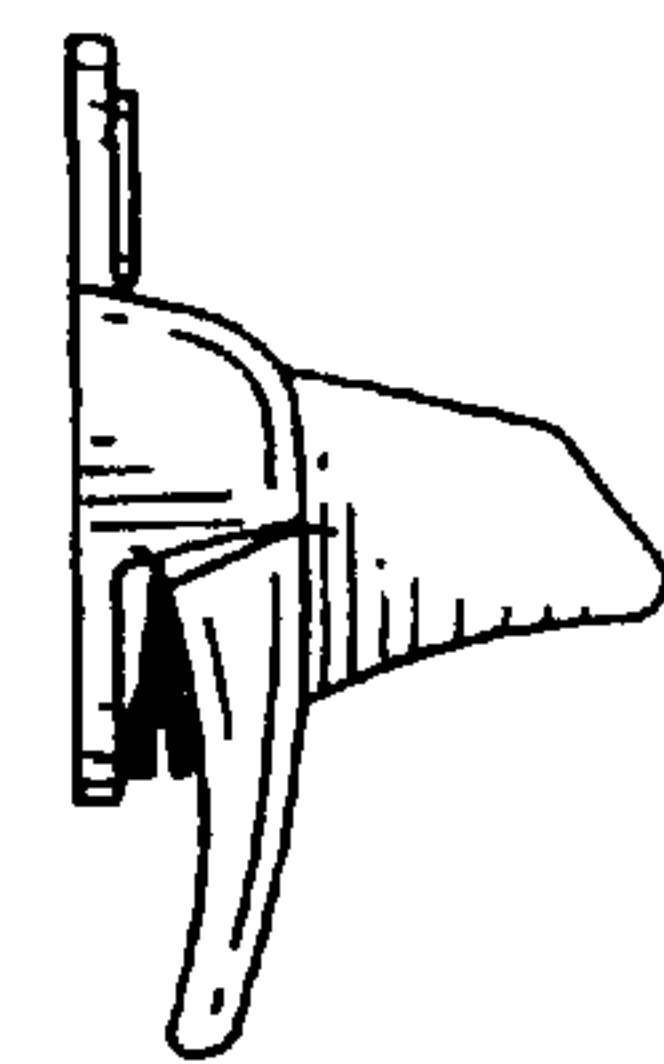


FIG. 6




FIG. 7