



US00D487552S

(12) **United States Design Patent**
Serowski et al.

(10) **Patent No.:** **US D487,552 S**
(45) **Date of Patent:** **** Mar. 16, 2004**

(54) **PAPER NAPKIN**

(75) Inventors: **Susan Elizabeth Serowski**, Slinger, WI (US); **Patricia Bertha**, Shorewood, WI (US)

(73) Assignee: **Duni Corporation**, Atlanta, GA (US)

(**) Term: **14 Years**

(21) Appl. No.: **29/163,275**

(22) Filed: **Jun. 28, 2002**

(51) **LOC (7) Cl.** **06-13**

(52) **U.S. Cl.** **D6/595**

(58) **Field of Search** D5/1, 2, 3, 6, D5/7, 8, 11, 15, 16, 19, 20, 23, 24, 25, 28, 30, 32, 35, 36, 37, 39, 43, 45, 47, 49, 50, 52, 53, 54, 55, 56, 57, 58, 59, 60, 61, 62, 63, 64, 66, 99; D2/749, 994; D6/582, 583, 595, 596, 598, 601, 603, 604, 605, 606, 608, 612, 613, 615, 616, 617, 619, 622; D24/124, 125; D25/142, 152; 428/17, 18, 151, 154, 156, 171, 187, 198, 199, 542.2, 542.6, 904.4, 919; 5/413 AM, 417, 418, 420, 482, 490, 495, 496, 497, 709; D7/396.4, 396.5; 162/134, 231, 140; 156/209, 148

(56) **References Cited**

U.S. PATENT DOCUMENTS

D21,939 S	*	11/1892	Booze	D5/36
D22,567 S	*	6/1893	Stone	D5/36
D42,137 S	*	2/1912	Griffin	D5/16
D62,619 S		7/1923	McCreeady		
D72,539 S	*	5/1927	Adams	D5/16
D75,242 S		5/1928	Heinke		
D79,127 S		8/1929	Bunting		
D84,028 S		4/1931	Dahl		
D84,081 S		5/1931	Hucknall		
D87,190 S	*	6/1932	Beach	D6/595
D87,191 S	*	6/1932	Beach	D6/595
D102,117 S		11/1936	Hamre		

D113,645 S		3/1939	Winston		
D140,150 S	*	1/1945	Stevens	D6/595
D155,604 S	*	10/1949	Hamilton	D5/595
D158,659 S	*	5/1950	Hamilton	D6/595
D164,561 S	*	9/1951	Erismann	D6/595
D176,809 S		1/1956	Nelezen	D59/2
D177,996 S		6/1956	Machamer	D59/2
D184,320 S	*	1/1959	Rutledge et al.	D6/595
D201,105 S		5/1965	Jensen	D59/2
D217,071 S		3/1970	Volo	D59/2
D219,858 S		2/1971	Brosa	D92/26
D428,555 S		7/2000	Du Grosriez	D5/63
D449,742 S		10/2001	Guillot et al.	D5/53
D471,019 S	*	3/2003	Guillot	D5/58

OTHER PUBLICATIONS

Ser. No. 75/271,573, filed Apr. 8, 1997.
Ser. No. 75/329,029, filed Oct. 23, 2001.
Reg. No. 1,076,621, Registration Date Nov. 1, 1977, filed Sep. 1, 1976.

* cited by examiner

Primary Examiner—Doris V. Coles
Assistant Examiner—T. Chase Nelson
(74) *Attorney, Agent, or Firm*—Baker Donelson

(57) **CLAIM**

The ornamental design for a paper napkin, as shown and described.

DESCRIPTION

FIG. 1 is a plan view of a quarter section of a paper napkin showing our design, the other quarter sections being the same and arranged in proper relation to complete the napkin. FIG. 2 is a plan view of a quarter section of a paper napkin showing our design in a second embodiment, the other quarter sections being the same and arranged in proper relation to complete the napkin; and, FIG. 3 is a plan view of a quarter section of a paper napkin showing our design in a third embodiment, the other quarter sections being the same and arranged in proper relation to complete the napkin.

1 Claim, 3 Drawing Sheets




Fig. 1




Fig. 2




Fig. 3

