



US00D487541S

(12) **United States Design Patent**
Ledein

(10) **Patent No.:** **US D487,541 S**

(45) **Date of Patent:** **** Mar. 16, 2004**

(54) **BREAST CUPS FOR A BRASSIERE**

(75) **Inventor:** **Ludovic Ledein, Brooklyn, NY (US)**

(73) **Assignee:** **Sara Lee Corporation, Winston-Salem, NC (US)**

(**) **Term:** **14 Years**

(21) **Appl. No.:** **29/174,372**

(22) **Filed:** **Jan. 16, 2003**

(51) **LOC (7) Cl.** **02-01**

(52) **U.S. Cl.** **D2/706**

(58) **Field of Search** D2/701, 706-710,
D2/731, 737, 856; 450/1, 41, 48, 49, 52-57,
81, 89, 86, 88, 90, 36-39; 2/67, 118-120,
268, 459, 460, 73

(56) **References Cited**

U.S. PATENT DOCUMENTS

507,373 A	10/1893	Lendry	
1,821,353 A *	9/1931	Meeks et al.	D2/709
D107,417 S	12/1937	Fisher	
D120,071 S	4/1940	Charles	
D130,376 S	11/1941	Amyot	
D149,102 S *	3/1948	Amyot	D2/707
D160,506 S	10/1950	Kurzman	D20/4
D168,980 S	3/1953	Whitman	D20/4
D171,127 S	12/1953	Gimble et al.	
D180,764 S	8/1957	Brauchli	D20/4
D188,243 S	6/1960	Coleman et al.	
3,101,717 A	8/1963	Korman	128/463
3,112,750 A	12/1963	Jonas	128/510
3,187,753 A	6/1965	Hershon	128/463
3,196,460 A *	7/1965	Halstead	450/41
D216,453 S	1/1970	Guberman et al.	D2/24

3,513,852 A *	5/1970	Seidl	D2/708
D218,383 S	8/1970	Schonberg et al.	D2/24 X
D243,722 S	3/1977	Poirier	D2/24
4,073,299 A	2/1978	Murata	128/425
D269,730 S	7/1983	DiTullio	D2/24
D275,905 S	10/1984	Locascio	D2/24
D275,908 S	10/1984	Martini	D2/24
D276,001 S	10/1984	Locascio	D2/24
D295,340 S	4/1988	Shonk	D2/24
D302,760 S	8/1989	Shultz	D2/24
D302,761 S	8/1989	Akazaki	D2/24
D319,330 S	8/1991	Akazaki et al.	D2/24
5,167,566 A *	12/1992	Novitsky et al.	2/67
5,347,656 A *	9/1994	Fabritz et al.	450/38
6,102,773 A *	8/2000	Wu et al.	450/1
D466,271 S	12/2002	Frankel et al.	D2/706
D470,294 S	2/2003	Frankel et al.	D2/706

* cited by examiner

Primary Examiner—Ian Simmons

Assistant Examiner—Deanne Levy

(74) *Attorney, Agent, or Firm*—Ohlandt, Greeley, Ruggiero & Perle, L.L.P.

(57) **CLAIM**

The ornamental design for breast cups for a brassiere, as shown and described.

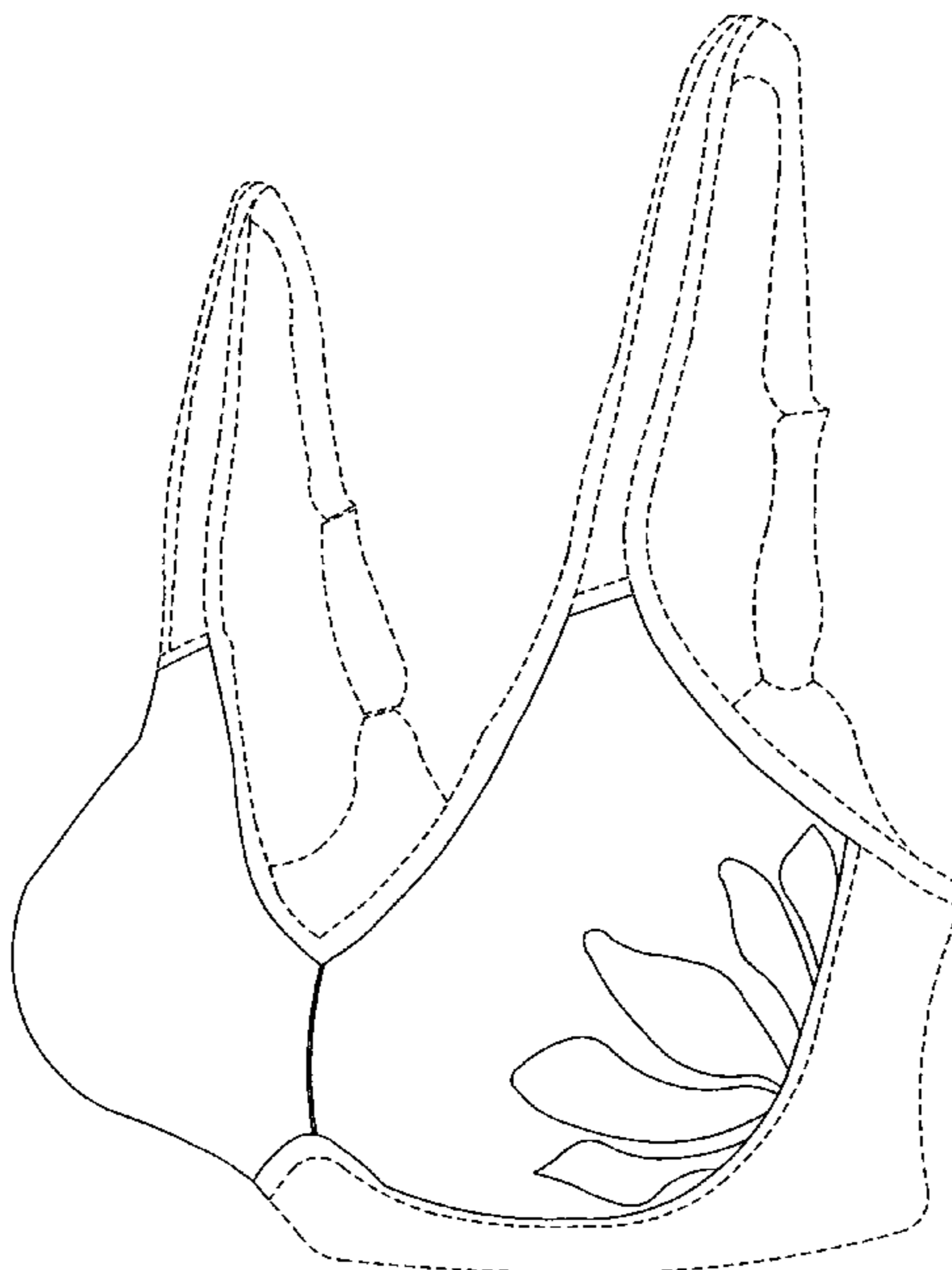
DESCRIPTION

FIG. 1 is a top view of the breast cups for brassiere according to the present invention; and,

FIG. 2 is an enlarged, side-front perspective view of the breast cups for brassiere of FIG. 1.

The broken line showing of the brassiere is for illustrative purposes only and forms no part of the claimed design.

1 Claim, 2 Drawing Sheets



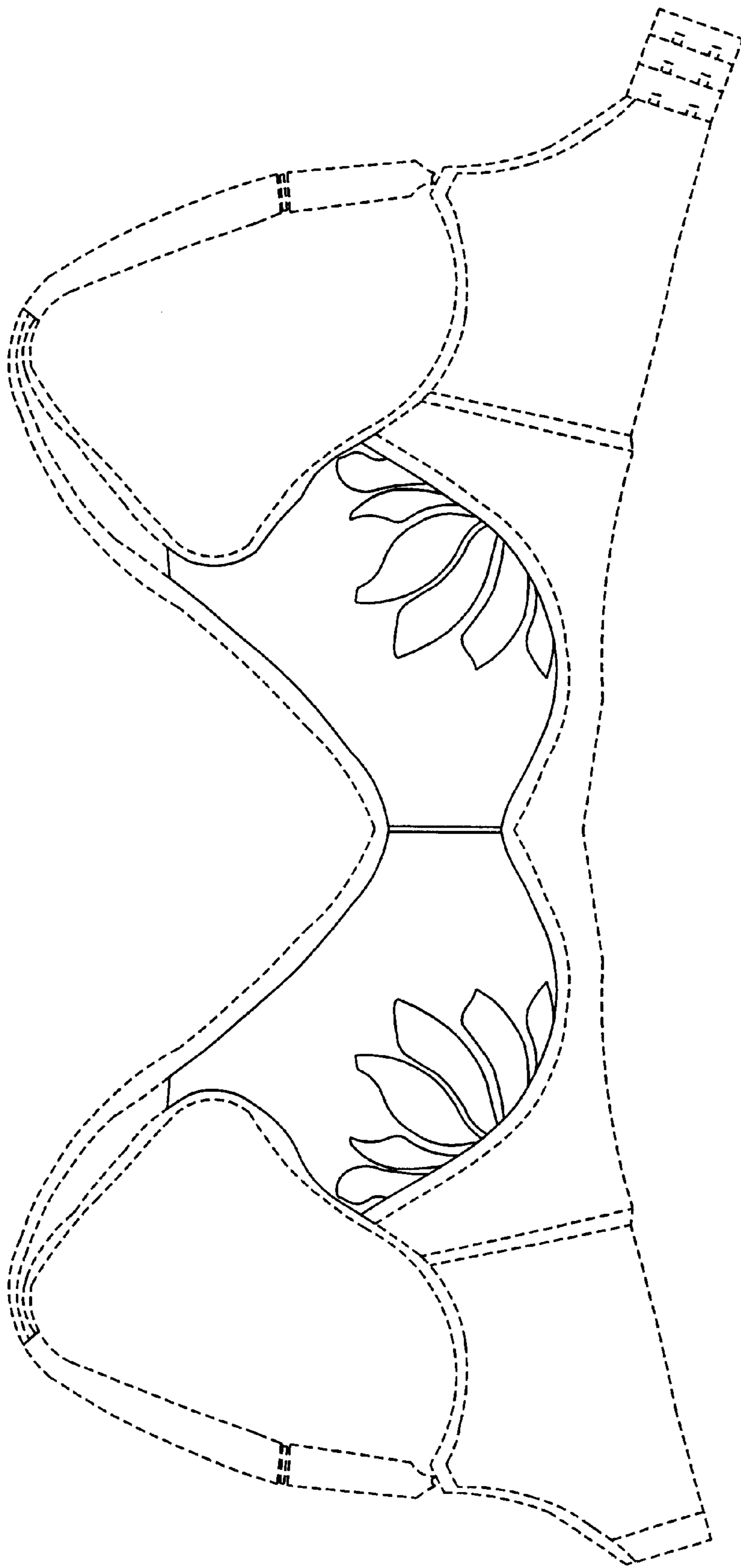


FIG.1

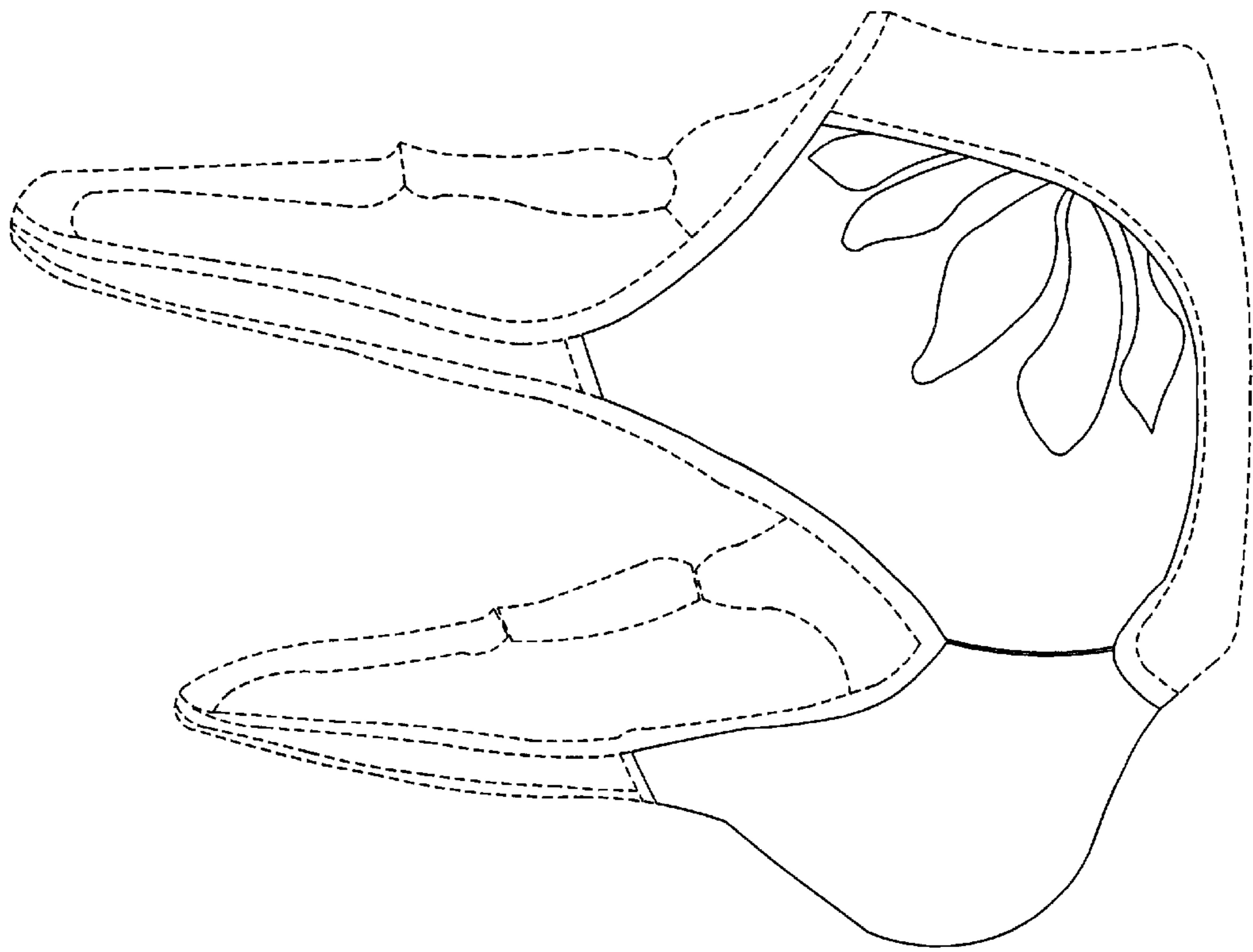


FIG.2