



US00D487540S

(12) **United States Design Patent**
Mocellin

(10) **Patent No.:** **US D487,540 S**

(45) **Date of Patent:** **** Mar. 9, 2004**

(54) **CINERARY URN**

(76) **Inventor:** **Laura Mocellin**, Via del Rosario, 93,
36067 S. Zeno di, Cassola (Vicenza)
(IT)

(**) **Term:** **14 Years**

(21) **Appl. No.:** **29/155,411**

(22) **Filed:** **Feb. 8, 2002**

(30) **Foreign Application Priority Data**

Aug. 8, 2001 (IT) V1200100055

(51) **LOC (7) Cl.** **99-00**

(52) **U.S. Cl.** **D99/5**

(58) **Field of Search** D99/1, 2, 5, 18,
D99/17; 27/1-12; D11/143, 144, 145, 146,
151, 152; D7/540, 612; 52/132, 134; 206/776

(56) **References Cited**

U.S. PATENT DOCUMENTS

- D11,667 S * 3/1880 Warner D7/540
- D17,664 S * 8/1887 Webb D7/540
- 1,167,292 A * 1/1916 Graham D99/174 R
- 3,051,303 A * 8/1962 Daanen et al. 206/776

- D282,333 S * 1/1986 Blake D7/540
- D286,124 S * 10/1986 Dempsey D7/540
- D350,010 S * 8/1994 May et al. D99/5
- D360,732 S * 7/1995 Parker D99/5
- D438,360 S * 2/2001 Robinson D99/5
- D440,732 S * 4/2001 Robinson D99/5
- D444,932 S * 7/2001 Greiwe et al. D99/5

* cited by examiner

Primary Examiner—Paula A. Mortimer
(74) *Attorney, Agent, or Firm*—R. Neil Sudol; Henry D. Coleman; William J. Sapone

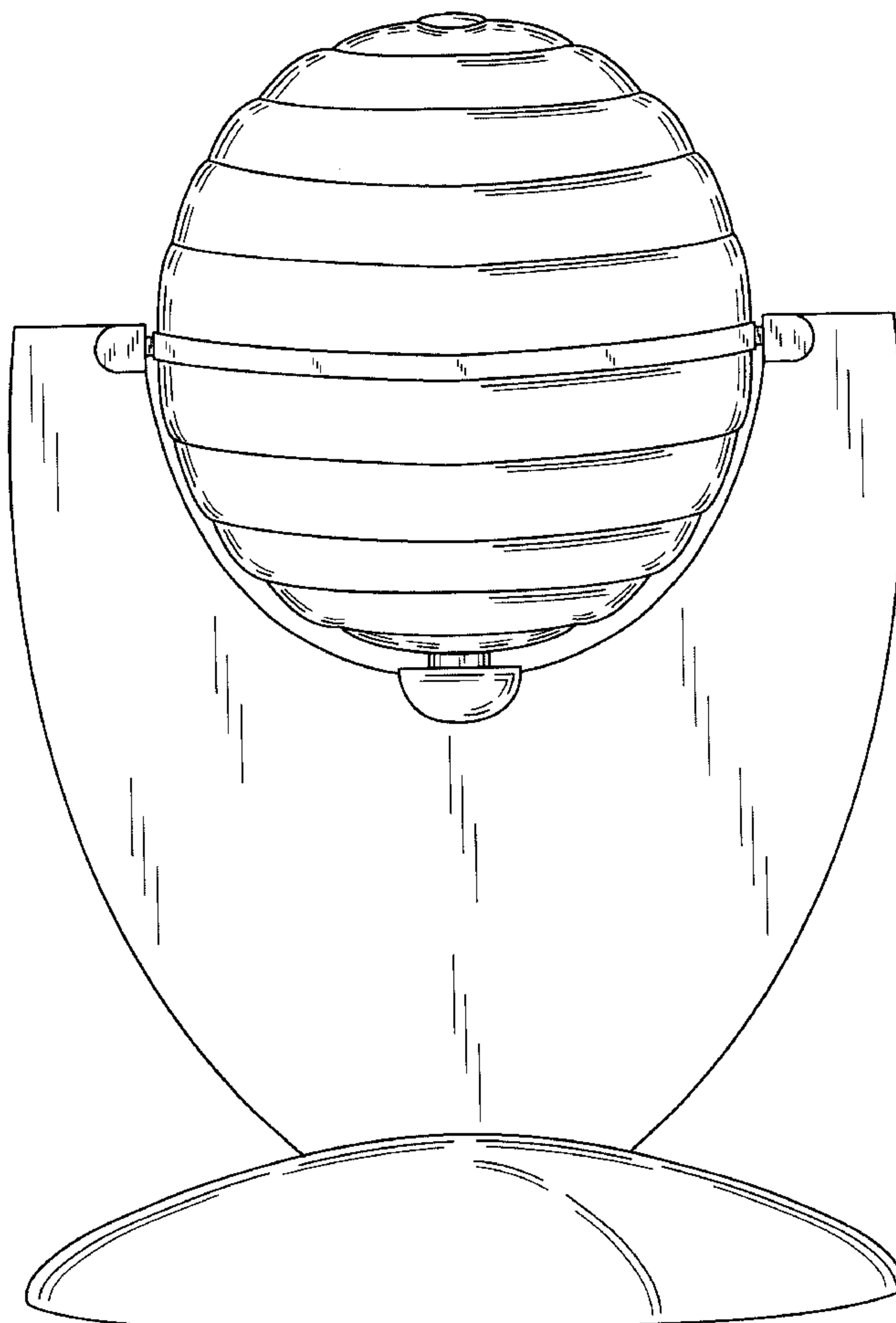
(57) **CLAIM**

The ornamental design for cinerary urn, as shown and described.

DESCRIPTION

FIG. 1 is a front and top perspective view of a first embodiment of a cinerary urn, showing my new design; FIG. 2 is a front and top perspective view of a related embodiment of a cinerary urn, showing my new design; and, FIG. 3 is a front and top perspective view of another related embodiment of a cinerary urn, showing my new design.

1 Claim, 3 Drawing Sheets



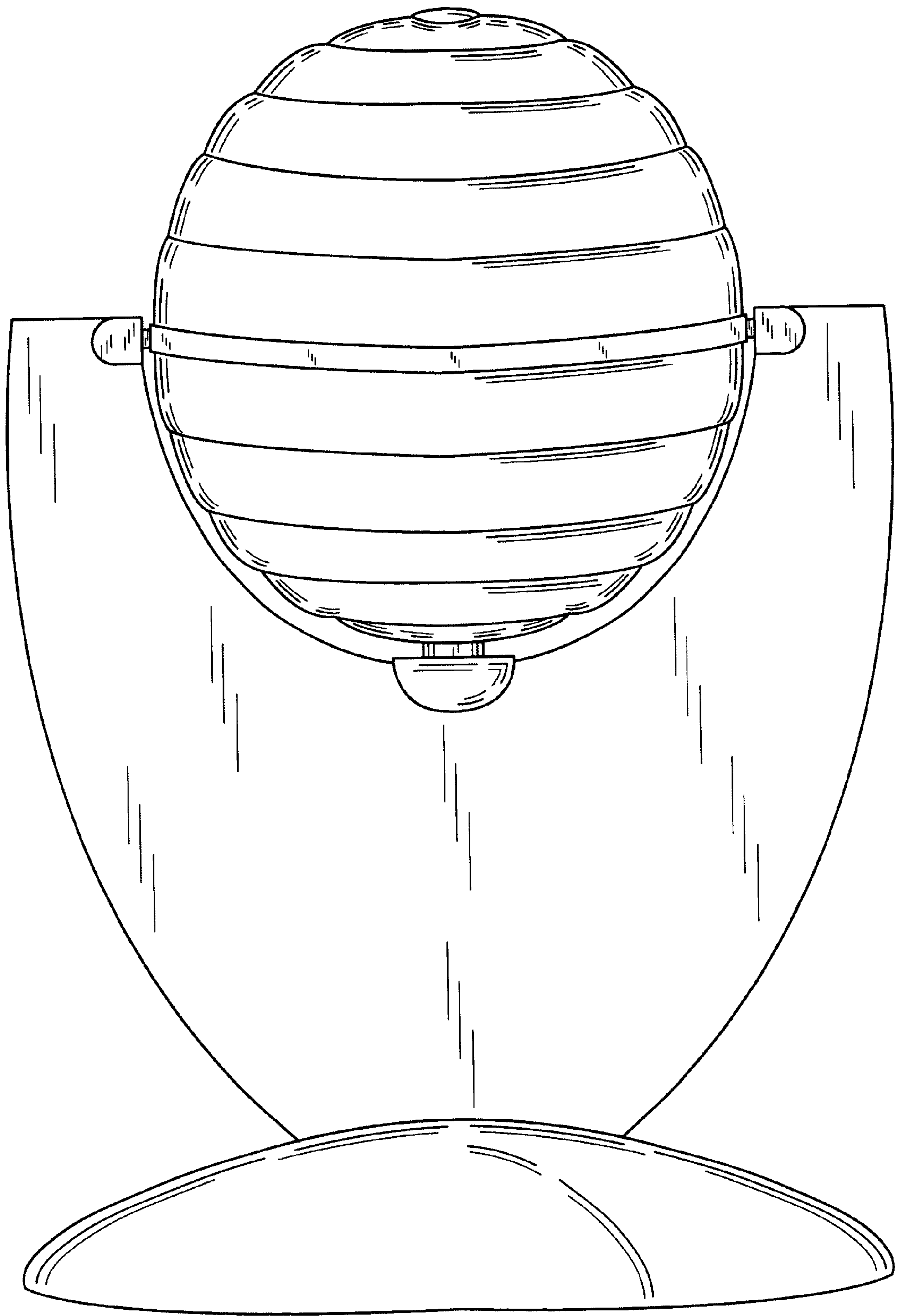


FIG.1

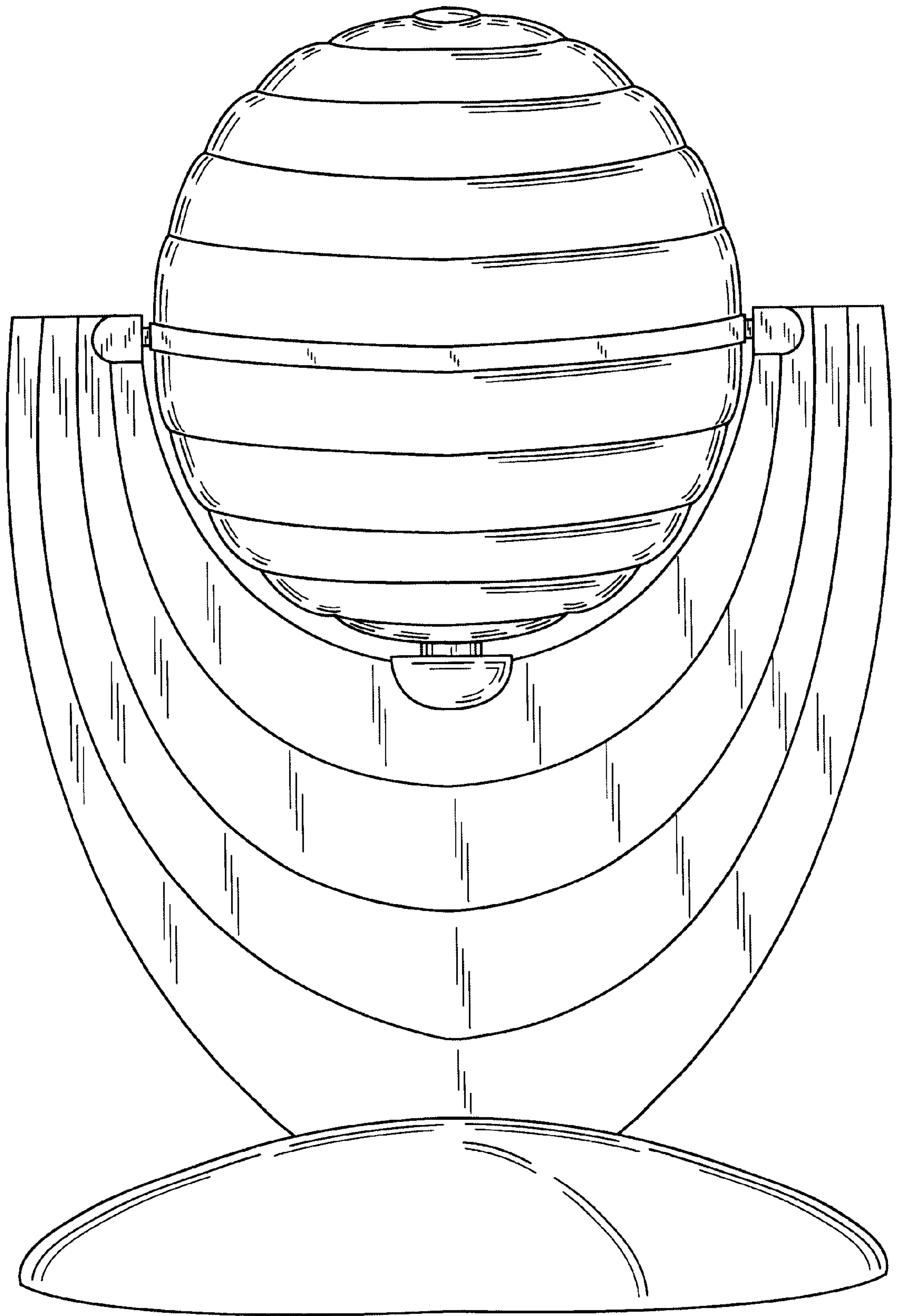


FIG. 2

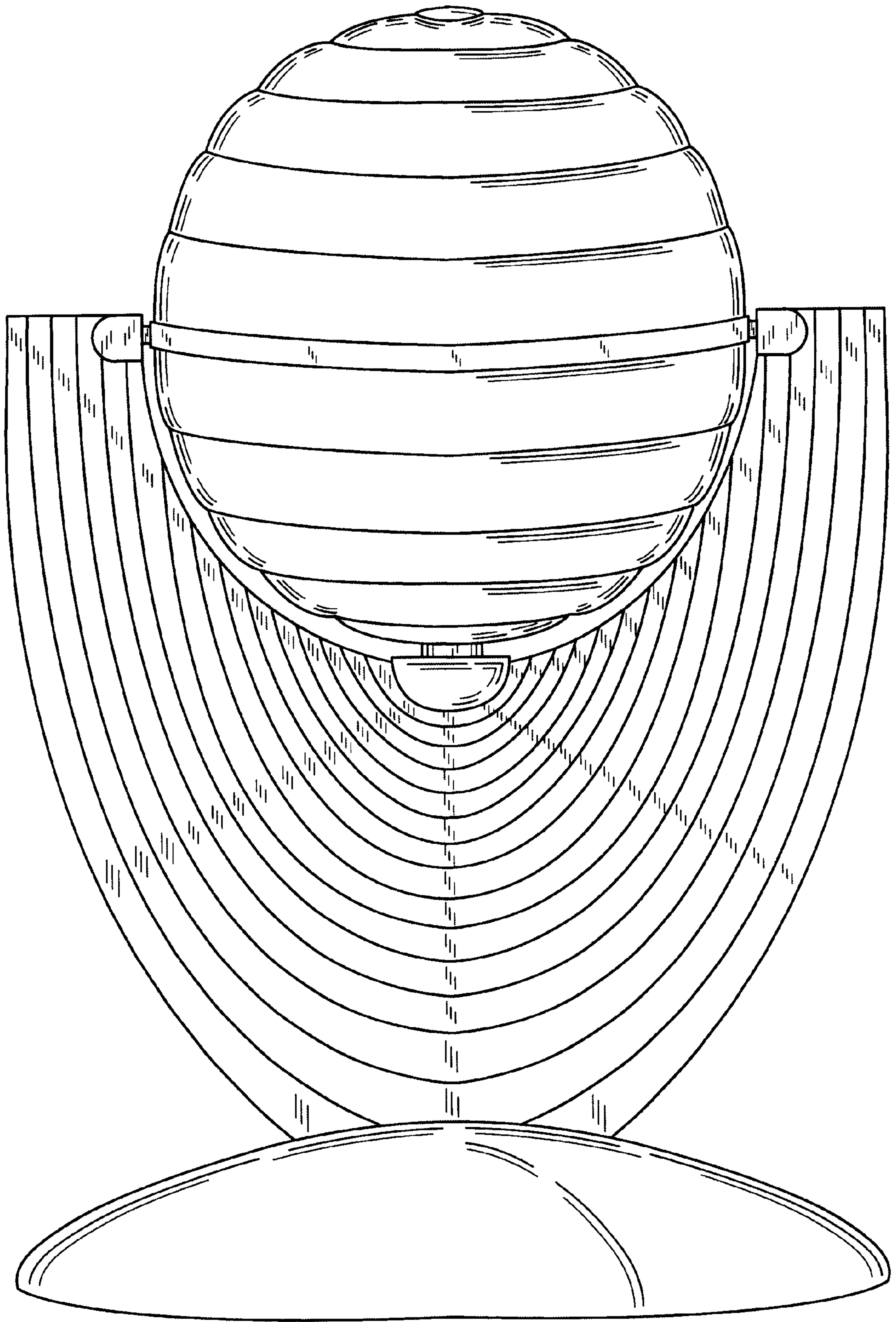


FIG. 3