



US00D487522S

(12) **United States Design Patent**  
**Lu**

(10) **Patent No.:** **US D487,522 S**

(45) **Date of Patent:** **\*\* Mar. 9, 2004**

(54) **TORCH**

(75) **Inventor:** **James Lu**, Alpharetta, GA (US)

(73) **Assignee:** **International Business Corporation**,  
Alpharetta, GA (US)

(\*\*) **Term:** **14 Years**

(21) **Appl. No.:** **29/175,528**

(22) **Filed:** **Feb. 7, 2003**

(51) **LOC (7) Cl.** ..... **26-02**

(52) **U.S. Cl.** ..... **D26/8**

(58) **Field of Search** ..... D26/8, 114-116;  
431/320, 343, 350, 146

(56) **References Cited**

**U.S. PATENT DOCUMENTS**

- 5,807,093 A \* 9/1998 Tendick, Sr. .... 431/146
- 5,938,430 A \* 8/1999 Majerowski ..... 431/320
- D450,140 S \* 11/2001 Donley ..... D26/8

- D456,541 S \* 4/2002 Yeh ..... D26/8
- D464,156 S \* 10/2002 Yeh ..... D26/8
- D464,447 S \* 10/2002 Yeh ..... D26/8
- 6,468,072 B2 \* 10/2002 Shook ..... 431/350

\* cited by examiner

*Primary Examiner*—Robin V. Taylor

(74) *Attorney, Agent, or Firm*—Rodgers & Rodgers

(57) **CLAIM**

The ornamental design for a torch, as shown and described.

**DESCRIPTION**

FIG. 1 is a perspective view of a torch showing my new design;

FIG. 2 is a left side elevational view thereof, the right side being a mirror image thereof;

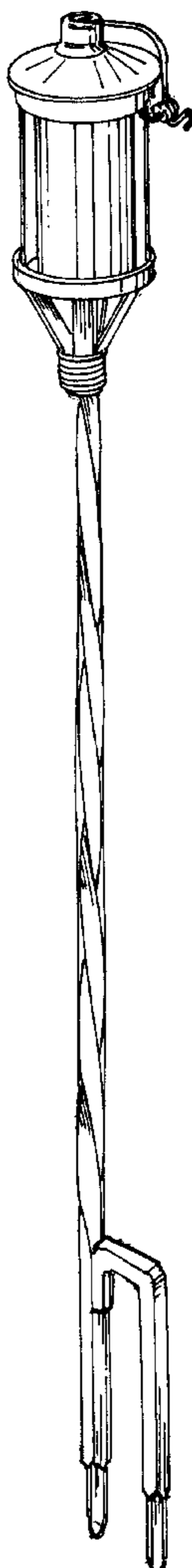
FIG. 3 is a front elevational view thereof;

FIG. 4 is a rear elevational view thereof;

FIG. 5 is a top plan view thereof; and,

FIG. 6 is a bottom plan view thereof.

**1 Claim, 2 Drawing Sheets**



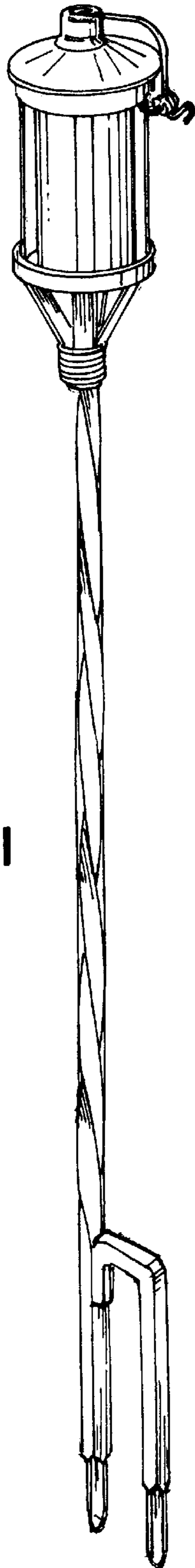


FIG. 1

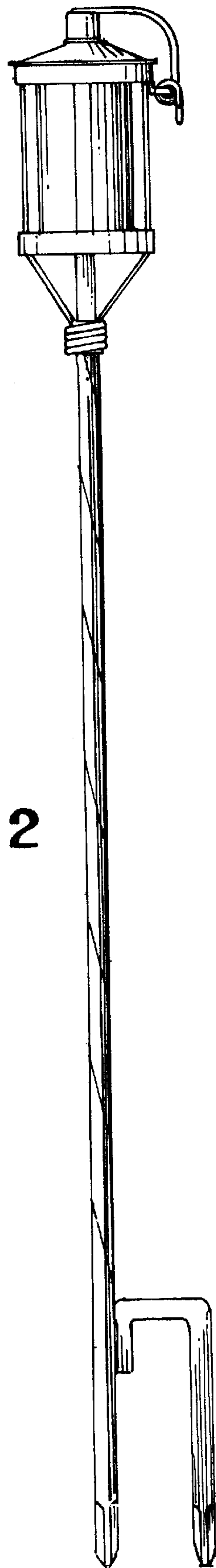


FIG. 2

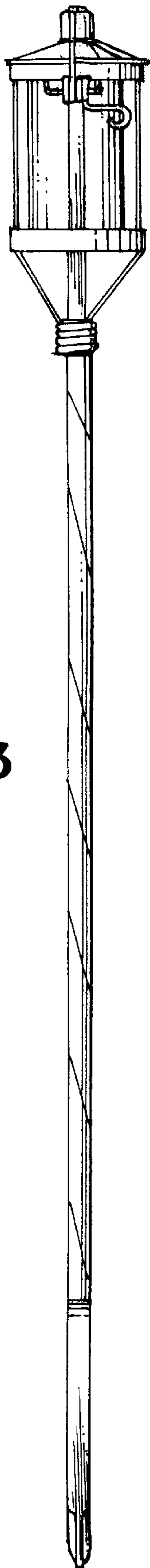


FIG. 3

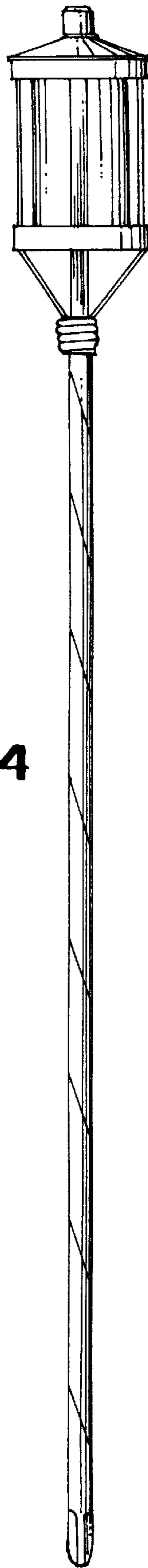


FIG. 4




FIG. 5

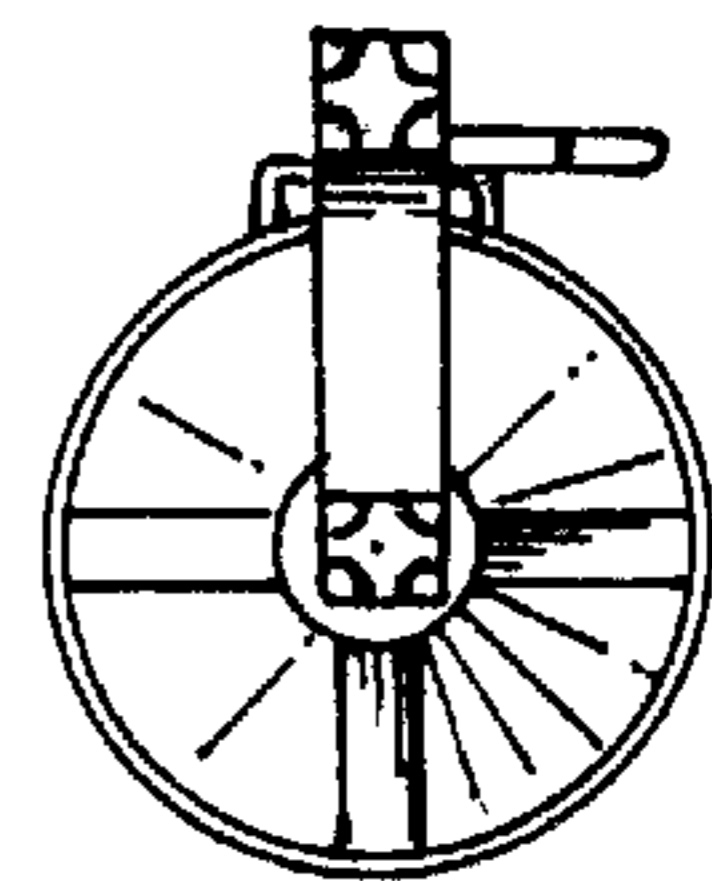


FIG. 6