



US00D487516S

(12) **United States Design Patent**
Lie

(10) **Patent No.:** **US D487,516 S**

(45) **Date of Patent:** **** Mar. 9, 2004**

(54) **FOOT MASSAGER**

(75) **Inventor:** **Sen-Nen Lie, Kwun Tong (HK)**

(73) **Assignee:** **Kolvin Industries Limited, Kowloon (HK)**

(**) **Term:** **14 Years**

(21) **Appl. No.:** **29/179,818**

(22) **Filed:** **Apr. 14, 2003**

(30) **Foreign Application Priority Data**

Jan. 23, 2003 (HK) 0310137

(51) **LOC (7) Cl.** **28-03**

(52) **U.S. Cl.** **D24/213**

(58) **Field of Search** D24/200, 213;
601/27, 28, 29, 30, 104, 154, 156, 158,
157, 160

(56) **References Cited**

U.S. PATENT DOCUMENTS

4,184,488 A * 1/1980 Bielich 601/157

4,497,313 A * 2/1985 Kurosawa 601/16
4,513,735 A * 4/1985 Friedson et al. 601/15
4,620,529 A * 11/1986 Kurosawa 601/157
D351,659 S * 10/1994 Gingerich D24/213

* cited by examiner

Primary Examiner—Stella Reid

(74) *Attorney, Agent, or Firm*—Merchant & Gould P.C.

(57) **CLAIM**

The ornamental design for a foot massager, as shown and described.

DESCRIPTION

FIG. 1 is a front elevational view of a foot massager, showing my new design;
FIG. 2 is a rear elevational view thereof;
FIG. 3 is a perspective view thereof;
FIG. 4 is a left side elevational view thereof;
FIG. 5 is a right side elevational view thereof;
FIG. 6 is a top plan view thereof; and,
FIG. 7 is a bottom plan view thereof.

1 Claim, 4 Drawing Sheets




FIG. 1




FIG. 2

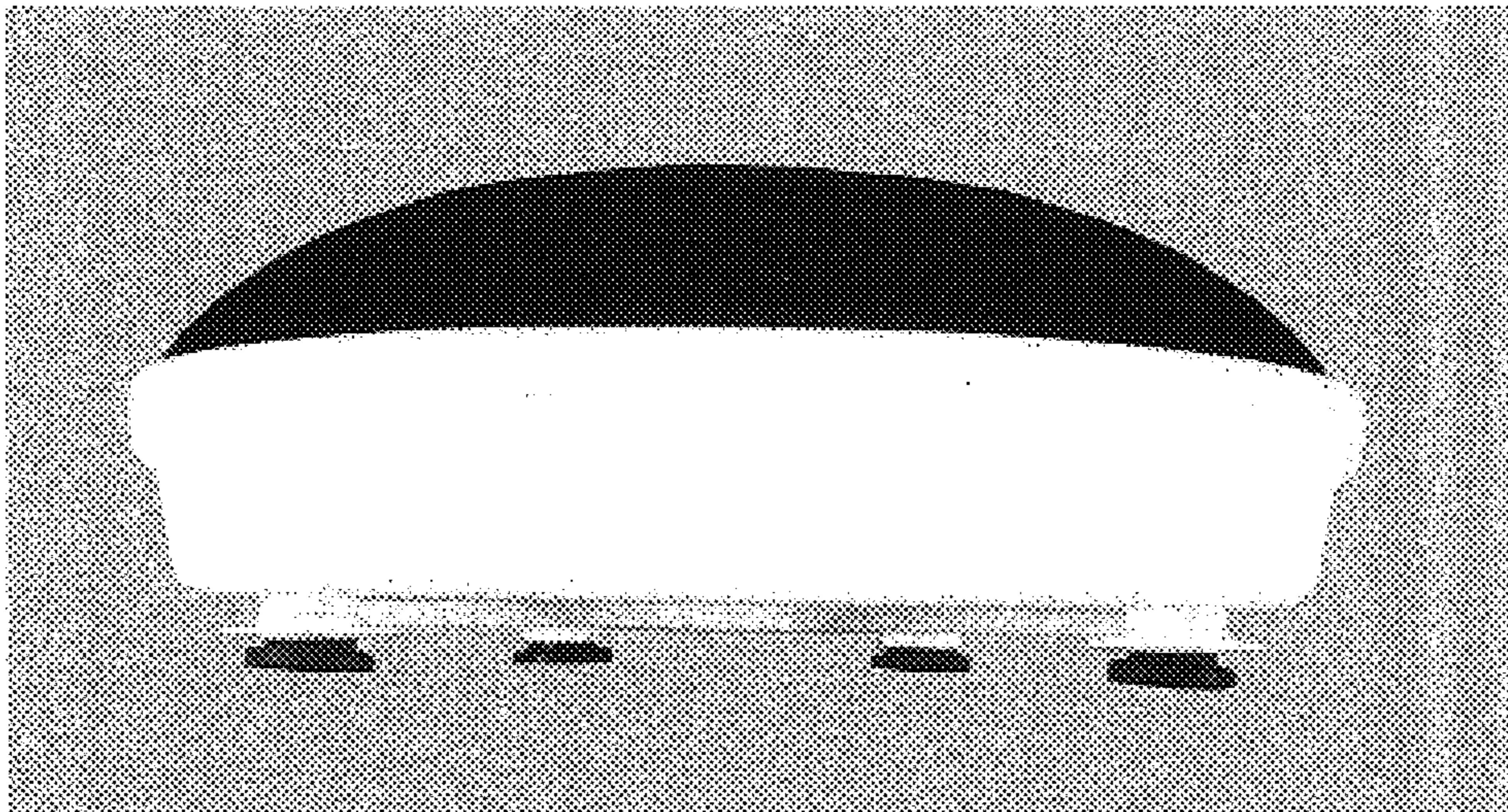


FIG. 3




FIG. 4




FIG. 5




FIG. 6




FIG. 7

