



US00D487513S

(12) **United States Design Patent** (10) **Patent No.:** **US D487,513 S**
Lie (45) **Date of Patent:** **** Mar. 9, 2004**

(54) **JET MASSAGER**

(75) Inventor: **Sen-Nen Lie, Kwun Tong (HK)**

(73) Assignee: **Kolvin Industries Limited, Kowloon (HK)**

(**) Term: **14 Years**

(21) Appl. No.: **29/179,819**

(22) Filed: **Apr. 14, 2003**

(30) **Foreign Application Priority Data**

Jan. 23, 2003 (HK) 0310137

(51) **LOC (7) Cl.** **24-04**

(52) **U.S. Cl.** **D24/201**

(58) **Field of Search** D24/200, 201;
4/541.1, 541.2, 541.3, 541.4, 541.5, 541.6;
601/167

(56) **References Cited**

U.S. PATENT DOCUMENTS

D425,995 S	*	5/2000	Tobin et al.	D24/201
D427,690 S	*	7/2000	Lie	D24/201
D449,892 S	*	10/2001	Lie	D24/201
D452,571 S	*	12/2001	Lie	D24/201
D471,986 S	*	3/2003	Lie	D24/201
D473,655 S	*	4/2003	Lie	D24/201

* cited by examiner

Primary Examiner—Stella Reid

(74) *Attorney, Agent, or Firm*—Merchant & Gould P.C.

(57) **CLAIM**

The ornamental design for a jet massager, as shown and described.

DESCRIPTION

FIG. 1 is a front elevation view of a jet massager, showing my new design;
 FIG. 2 is a rear elevational view thereof;
 FIG. 3 is a top plan view thereof;
 FIG. 4 is a bottom plan view thereof;
 FIG. 5 is a bottom plan view thereof, with the jets rotated in another position;
 FIG. 6 is a bottom plan view thereof, with the jets rotated in another position;
 FIG. 7 is a bottom plan view thereof; with the jets rotated in another position;
 FIG. 8 is a left side elevation view thereof;
 FIG. 9 is a right side elevation view thereof;
 FIG. 10 is a right side elevation view thereof, with the jets rotated in another position; and
 FIG. 11 is a right side elevation view thereof, with the jets rotated in another position; and,
 FIG. 12 is a front perspective view thereof.

1 Claim, 9 Drawing Sheets




FIG. 1




FIG. 2

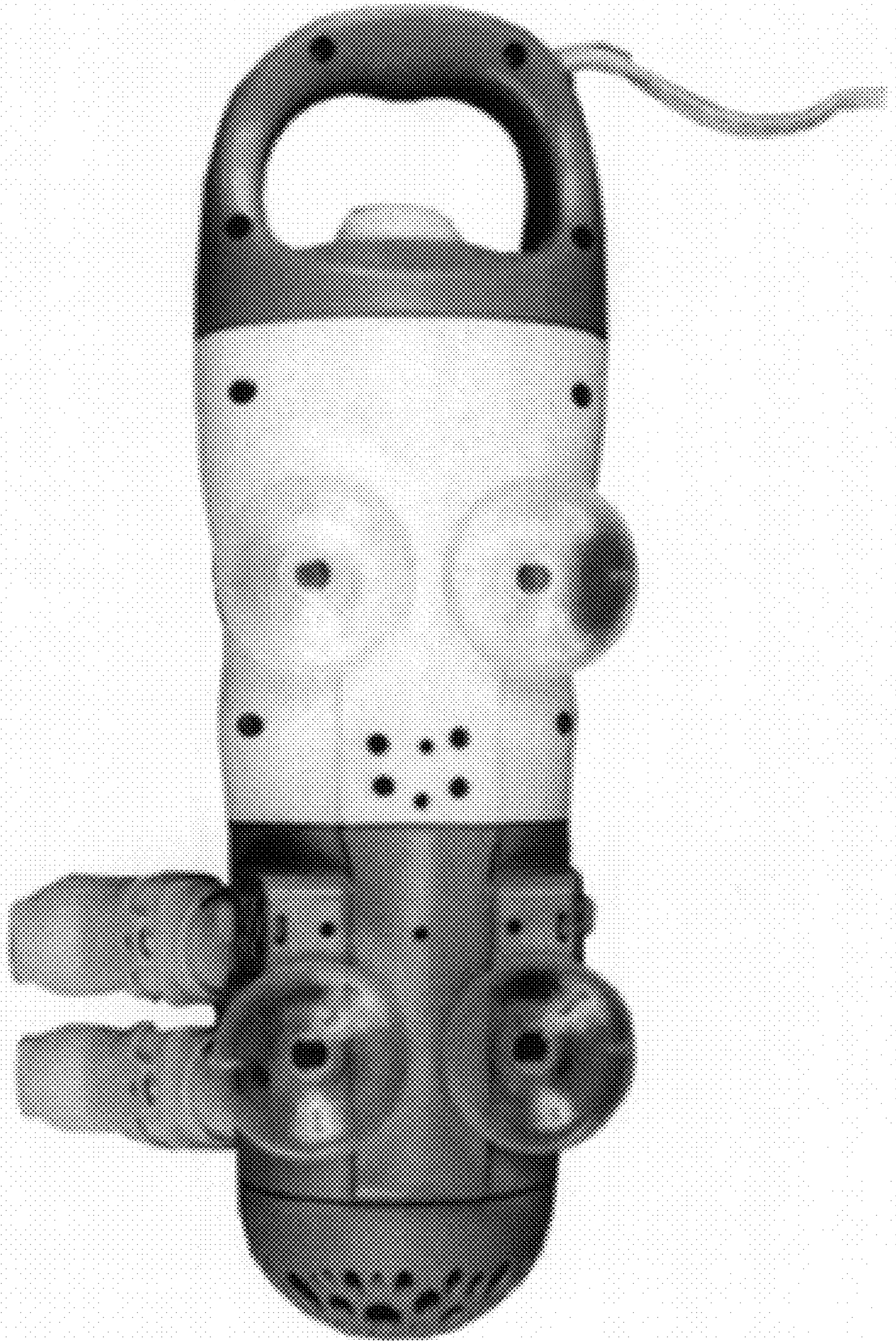


FIG. 3




FIG. 4




FIG. 5




FIG. 6




FIG. 7




FIG. 8




FIG. 9




FIG. 10




FIG. 11




FIG. 12

