



US00D487503S

(12) **United States Design Patent**  
**Huang**

(10) **Patent No.:** **US D487,503 S**

(45) **Date of Patent:** **\*\* Mar. 9, 2004**

(54) **HUMIDIFIER**

6,314,237 B1 \* 11/2001 Glucksman ..... 392/405  
D475,772 S \* 6/2003 Birsdell et al. .... D23/356

(75) Inventor: **Kuo-Fu Huang**, Tainan (TW)

\* cited by examiner

(73) Assignee: **Royal-G Enterprise Co., Ltd.**, Tainan (TW)

*Primary Examiner*—Robin V. Taylor

(74) *Attorney, Agent, or Firm*—Rosenberg, Klein & Lee

(\*\*) Term: **14 Years**

(57) **CLAIM**

(21) Appl. No.: **29/180,016**

The ornamental design for a humidifier, as shown and described.

(22) Filed: **Apr. 18, 2003**

**DESCRIPTION**

(51) **LOC (7) Cl.** ..... **23-04**

(52) **U.S. Cl.** ..... **D23/356**

(58) **Field of Search** ..... D23/355, 356,  
D23/364; 422/120, 123; 392/403, 405,  
406


FIG. 1 is a perspective view of a humidifier showing my new design;  
FIG. 2 is a front elevational view thereof;  
FIG. 3 is a rear elevational view thereof;  
FIG. 4 is a left side elevational view thereof;  
FIG. 5 is a right side elevational view thereof;  
FIG. 6 is a top plan view thereof; and,  
FIG. 7 is a bottom plan view thereof.

(56) **References Cited**

**U.S. PATENT DOCUMENTS**

5,483,616 A \* 1/1996 Chiu et al. .... 392/406  
6,226,451 B1 \* 5/2001 Wong ..... 392/405

**1 Claim, 4 Drawing Sheets**






FIG. 1




FIG. 2




FIG. 3




FIG. 4




FIG. 5




FIG. 6




FIG. 7