



US00D487495S

(12) **United States Design Patent**
Rae

(10) **Patent No.:** **US D487,495 S**

(45) **Date of Patent:** **** Mar. 9, 2004**

(54) **SWORD BLADE**

D362,485 S 9/1995 Hall D22/118
D363,109 S 10/1995 Hall D22/118

(76) Inventor: **Kit Rae**, 2841 Yarberry Edge La.,
Kodak, TN (US) 37764

(List continued on next page.)

(**) Term: **14 Years**

OTHER PUBLICATIONS

(21) Appl. No.: **29/179,533**

U.S. Calvary Knives, 1994, p. 111, Catalog.
The Noble Collection, Winter 1997/1998, Historic Daggers,
No page listed, Catalog.

(22) Filed: **Apr. 9, 2003**

United Cutlery Brands, Catalog # 42, 2002, pp. 7, 19, 21, 29,
30, 33–35, 39–45 and 51–60.

(51) **LOC (7) Cl.** **22-02**

(52) **U.S. Cl.** **D22/118**

(58) **Field of Search** D22/118, 117;
D21/568; 30/342, 295, 251, 346, 340; D8/95,
98, 99

Museum Replicas Limited, Horned Skull Sword, p. 65,
(1994).

Agincourt, Iberia Sword, Item B, Cutlery Shoppe, p. 38
(1993).

United Cutlery, Double Shadow Fantasy Dagger, p. 16,
(1991).

(56) **References Cited**

U.S. PATENT DOCUMENTS

D137,451 S	3/1944	Harstad	D22/118
D138,570 S	8/1944	Huff	D22/118
D156,070 S	11/1949	Brooks	D22/118
D170,824 S	11/1953	Kundikoff	D22/118
D221,335 S	8/1971	Clayton	D22/118
D222,934 S	2/1972	Cole	D22/118
D222,935 S	2/1972	Cole	D22/118
D222,937 S	2/1972	Cole	D22/118
D222,938 S	2/1972	Cole	D22/118
D225,527 S	12/1972	Cole	D22/118
4,608,757 A	9/1986	Eckerle		
D299,375 S	1/1989	Pipes	D22/118
D302,455 S	7/1989	Hibben	D22/118
4,885,818 A	12/1989	Arterbury		
D319,280 S	8/1991	Crain	D22/118
D323,694 S	2/1992	Pipes	D22/118
D325,616 S	4/1992	Kolombatovich	D22/118
D330,064 S	10/1992	Medina	D22/118
D333,173 S	2/1993	Pipes	D22/118
D336,126 S	6/1993	Luchak	D22/118
D348,599 S	7/1994	Sakai	D22/118
D348,818 S	7/1994	Hasegawa	D22/118
D351,210 S	10/1994	Koskinen	D22/118
5,359,778 A	11/1994	Seber et al.	30/294
D360,013 S	7/1995	Collins	D22/118
D360,241 S	7/1995	Choi	D22/118
D361,104 S	8/1995	Choi	D22/118
5,440,814 A	8/1995	Hall et al.		

Applicant's co-pending Application (U.S. patent application
Ser. No.: 29/179,568, dated Apr. 9, 2003).

Applicant's co-pending Application (U.S. patent application
Ser. No.: 29/179,529, dated Apr. 9, 2003).

Primary Examiner—Catherine R. Oliver
(74) *Attorney, Agent, or Firm*—Needle & Rosenberg, PC.

(57) **CLAIM**

The ornamental design for a sword blade, as shown and
described.

DESCRIPTION

FIG. 1 is a left side elevational view of a sword blade with
the sword handle depicted in phantom lines which forms no
part of the claimed design for this invention, the right,
opposite, side of which is a mirror image thereof;

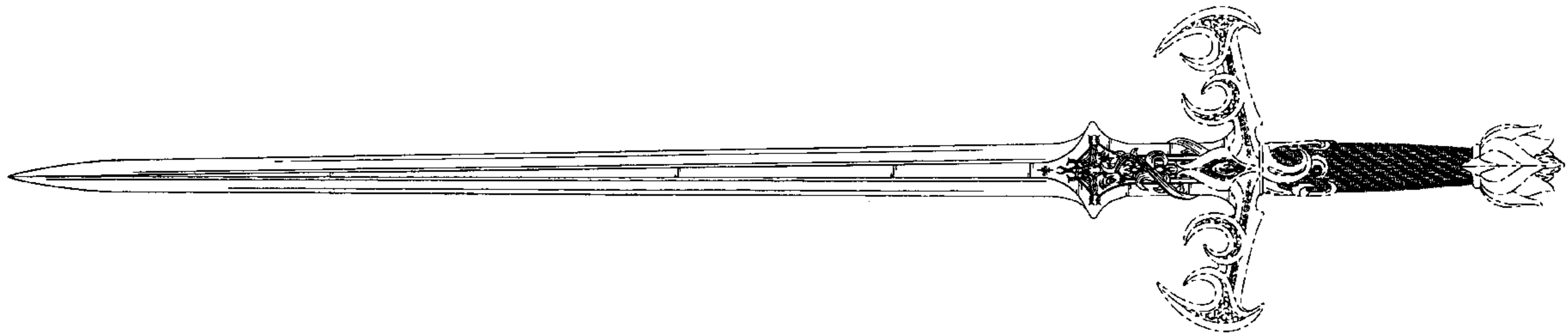
FIG. 2 is a front elevational view of the sword blade of FIG.
1;

FIG. 3 is a rear elevational view of the sword blade of FIG.
1; and,

FIG. 4 is a top plan view of the sword blade of FIG. 1, of
which the bottom plan view is a mirror image thereof.

The broken lines shown are for illustrative purposes only
and form no part of the claimed design.

1 Claim, 3 Drawing Sheets



US D487,495 S

Page 2

U.S. PATENT DOCUMENTS

D371,060 S	6/1996	Lai	D22/118	D473,614 S	4/2003	Rae	
D371,592 S	7/1996	Hall et al.	D22/118	D473,615 S	4/2003	Rae	
D375,779 S	* 11/1996	Hibben	D22/118	D473,616 S	4/2003	Rae	
D378,982 S	4/1997	Thompson	D22/118	D473,617 S	4/2003	Rae	
D379,211 S	5/1997	Thompson	D22/118	D473,618 S	4/2003	Rae	
D379,488 S	5/1997	Hibben	D22/118	D473,619 S	4/2003	Rae	
D380,520 S	7/1997	Hibben	D22/118	D473,620 S	4/2003	Rae	
D381,060 S	7/1997	Moran	D22/118	D473,621 S	4/2003	Rae	
D382,187 S	8/1997	Hibben	D22/118	D473,622 S	4/2003	Rae	
D383,519 S	9/1997	Lainhart	D22/118	D473,623 S	4/2003	Rae	
D388,150 S	12/1997	Glesser	D22/118	D473,624 S	4/2003	Rae	
D398,211 S	9/1998	Howard	D22/118	D473,625 S	4/2003	Rae	
D406,308 S	3/1999	Hibben	D22/118	D473,626 S	4/2003	Rae	
D409,269 S	5/1999	Carson et al.	D22/118	D473,627 S	* 4/2003	Rae	D22/118
D430,258 S	8/2000	Hall et al.	D22/118	D473,911 S	4/2003	Green	
D430,917 S	9/2000	Hall et al.	D22/118	D473,912 S	* 4/2003	Rae	D22/118
D434,466 S	11/2000	Hall et al.		D473,913 S	4/2003	Hall	
D446,571 S	8/2001	Frazer		D473,914 S	4/2003	Rae	
D448,828 S	10/2001	Karnezis		D473,915 S	4/2003	Hall	
D451,571 S	* 12/2001	Barker, II	D22/118	D473,916 S	4/2003	Rae	
D451,572 S	12/2001	Barker, II		D473,917 S	4/2003	Carter, III	
D452,546 S	12/2001	Barker, II		D473,918 S	4/2003	Rae	
D452,547 S	12/2001	Barker, II		D473,919 S	4/2003	Rae	
D452,895 S	1/2002	Rae et al.		D473,920 S	4/2003	Rae	
D454,611 S	3/2002	Veltz et al.	D22/118	D473,921 S	4/2003	Rae	
D461,217 S	8/2002	Hall et al.		D473,922 S	4/2003	Rae	
D461,868 S	8/2002	Hall et al.		D473,923 S	4/2003	Rae	
D473,609 S	4/2003	Rae		D473,924 S	4/2003	Rae	
D473,610 S	4/2003	Rae		D474,828 S	5/2003	Rae	
D473,611 S	4/2003	Rae		D474,829 S	5/2003	Rae	
D473,612 S	4/2003	Rae		D475,114 S	5/2003	Rae et al.	
D473,613 S	4/2003	Rae		D475,431 S	6/2003	Rae	

* cited by examiner

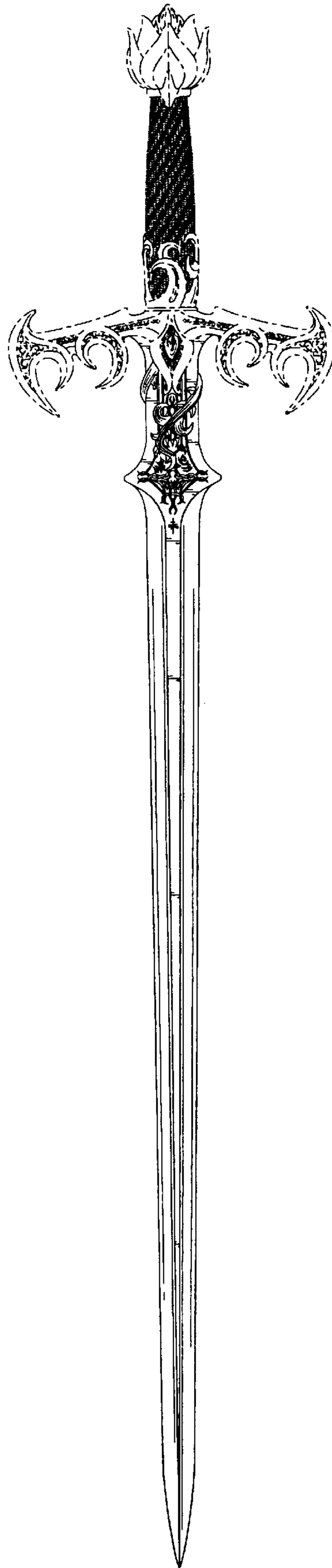


FIG. 1

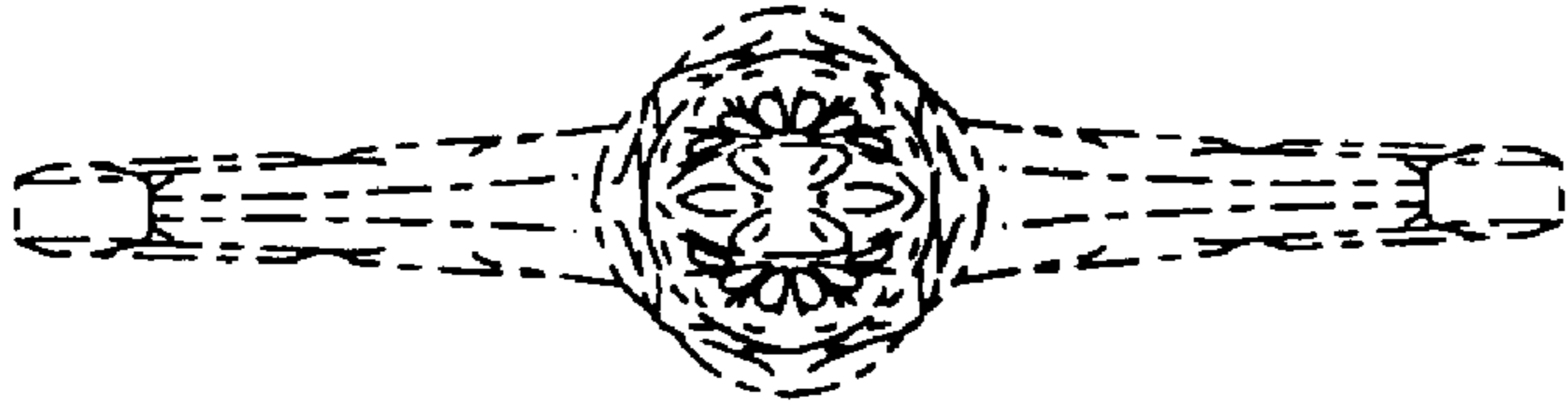


FIG. 3

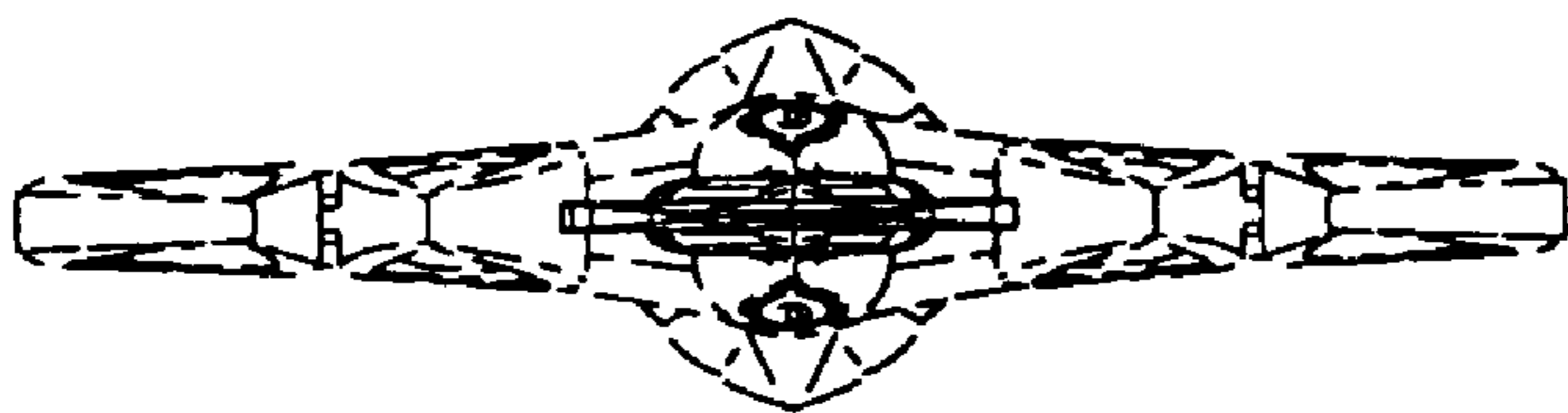


FIG. 2




FIG. 4