



US00D487486S

(12) **United States Design Patent**
Bao

(10) **Patent No.:** **US D487,486 S**

(45) **Date of Patent:** **** Mar. 9, 2004**

(54) **TOY ROAD RACING SKATEBOARD**

(75) Inventor: **Wei Gang Bao**, Hefei (CN)

(73) Assignee: **Golden Bright Manufacturer Ltd.**,
Kowloon (HK)

(**) Term: **14 Years**

(21) Appl. No.: **29/166,465**

(22) Filed: **Aug. 27, 2002**

(30) **Foreign Application Priority Data**

Jun. 14, 2002 (HK) 0210879

(51) **LOC (7) Cl.** **21-01**

(52) **U.S. Cl.** **D21/533**

(58) **Field of Search** D21/533, 483,
D21/760-771, 621, 631, 635, 643; 446/288,
457, 465, 275, 279, 469, 470, 471

(56) **References Cited**

U.S. PATENT DOCUMENTS

- 4,836,819 A * 6/1989 Oishi et al. 446/288
- 5,048,897 A * 9/1991 Yeh 301/5.301
- 6,074,271 A * 6/2000 Derrah 446/457
- 6,089,951 A * 7/2000 Ostendorff 446/465
- 6,315,630 B1 * 11/2001 Yamasaki 446/275
- D462,097 S * 8/2002 Jacquard D21/533

6,540,577 B1 * 4/2003 Nelson et al. 446/279

* cited by examiner

Primary Examiner—Raphael Barkai

(74) *Attorney, Agent, or Firm*—Merchant & Gould P.C.

(57) **CLAIM**

The ornamental design for a toy road racing skateboard, as shown and described.

DESCRIPTION

FIG. 1 is a front elevational view of a toy road racing skateboard showing by new design.

FIG. 2 is a rear elevational view thereof;

FIG. 3 is a perspective view thereof;

FIG. 4 is a left side elevational view thereof;

FIG. 5 is a right side elevational view thereof;

FIG. 6 is a top plan view thereof;

FIG. 7 is a bottom plan view thereof;

FIG. 8 is a front elevational view of a modified embodiment of the design shown in FIGS. 1-7;

FIG. 9 is a rear elevational view thereof;

FIG. 10 is a perspective view thereof;

FIG. 11 is a left side elevational view thereof;

FIG. 12 is a right side elevational view thereof;

FIG. 13 is a top plan view thereof; and,

FIG. 14 is a bottom plan view thereof.

1 Claim, 14 Drawing Sheets



FIG. 1



FIG. 2



FIG. 3



FIG. 4




FIG. 5




FIG. 6




FIG. 7




FIG. 8




FIG. 9




FIG. 10




FIG. 11




FIG. 12




FIG. 13




FIG. 14

