



US00D487484S

(12) **United States Design Patent**
Arginsky

(10) **Patent No.:** **US D487,484 S**

(45) **Date of Patent:** **** Mar. 9, 2004**

(54) **FOAM POGO STICK**

(75) Inventor: **Irwin Arginsky**, Ellenville, NY (US)

(73) Assignee: **J. M. Originals, Inc.**, Ellenville, NY (US)

(**) Term: **14 Years**

(21) Appl. No.: **29/182,138**

(22) Filed: **May 20, 2003**

Related U.S. Application Data

(62) Division of application No. 29/159,055, filed on Apr. 15, 2002.

(51) **LOC (7) Cl.** **21-01**

(52) **U.S. Cl.** **D21/413**

(58) **Field of Search** D21/412, 413,
D21/422, 662, 672, 692, 693; 482/75, 77;
472/135

(56) **References Cited**

U.S. PATENT DOCUMENTS

| | | | | | | |
|-----------|----|---|---------|--------------------|-------|----------|
| 3,181,862 | A | * | 5/1965 | White | | 482/77 |
| D215,552 | S | | 10/1969 | Rieth | | |
| 3,731,920 | A | | 5/1973 | Matsuda | | |
| 3,855,979 | A | * | 12/1974 | Ottaway | | 123/47 A |
| D316,280 | S | | 4/1991 | White | | |
| D428,942 | S | * | 8/2000 | Lapointe | | D21/413 |
| 6,168,555 | B1 | * | 1/2001 | Fetterleigh et al. | | 482/77 |
| 6,346,065 | B1 | | 2/2002 | Lapointe | | |
| D460,795 | S | * | 7/2002 | Fitzpatrick | | D21/692 |
| 6,503,177 | B2 | * | 1/2003 | Herman | | 482/77 |

FOREIGN PATENT DOCUMENTS

| | | | |
|----|---------|---|--------|
| GB | 1061179 | | 7/1989 |
| GB | 2033321 | * | 8/1993 |

OTHER PUBLICATIONS

Fao Schwarz Spring/Summer 1978 catalog, p. 12, item C.
Hong Kong Toys, Feb. 2001, pogo sticks on p. 235.

* cited by examiner

Primary Examiner—Philip S. Hyder

Assistant Examiner—C Tuttle

(74) *Attorney, Agent, or Firm*—Lerner, David, Littenberg, Krumholz & Mentlik, LLP

(57) **CLAIM**

The ornamental design for a foam pogo stick, as shown and described.

DESCRIPTION

FIG. 1 is a front perspective view of a foam pogo stick in accordance with a first embodiment of the present invention;

FIG. 2 is a front elevational view of the first embodiment of the present invention (the rear side is mirror image of the front side);

FIG. 3 is a right side elevational view of the first embodiment of the present invention (the left side is mirror image of the right side);

FIG. 4 is a bottom plan view of the first embodiment of the present invention;

FIG. 5 is a top plan view of the first embodiment of the present invention;

FIG. 6 is a front perspective view of a foam pogo stick in accordance with a second embodiment of the present invention;

FIG. 7 is a front elevational view of the second embodiment of the present invention (the rear side is mirror image of the front side);

FIG. 8 is a right side elevational view of the second embodiment of the present invention (the left side is mirror image of the right side);

FIG. 9 is a bottom plan view of the second embodiment of the present invention; and,

FIG. 10 is a top plan view of the second embodiment of the present invention.

1 Claim, 4 Drawing Sheets

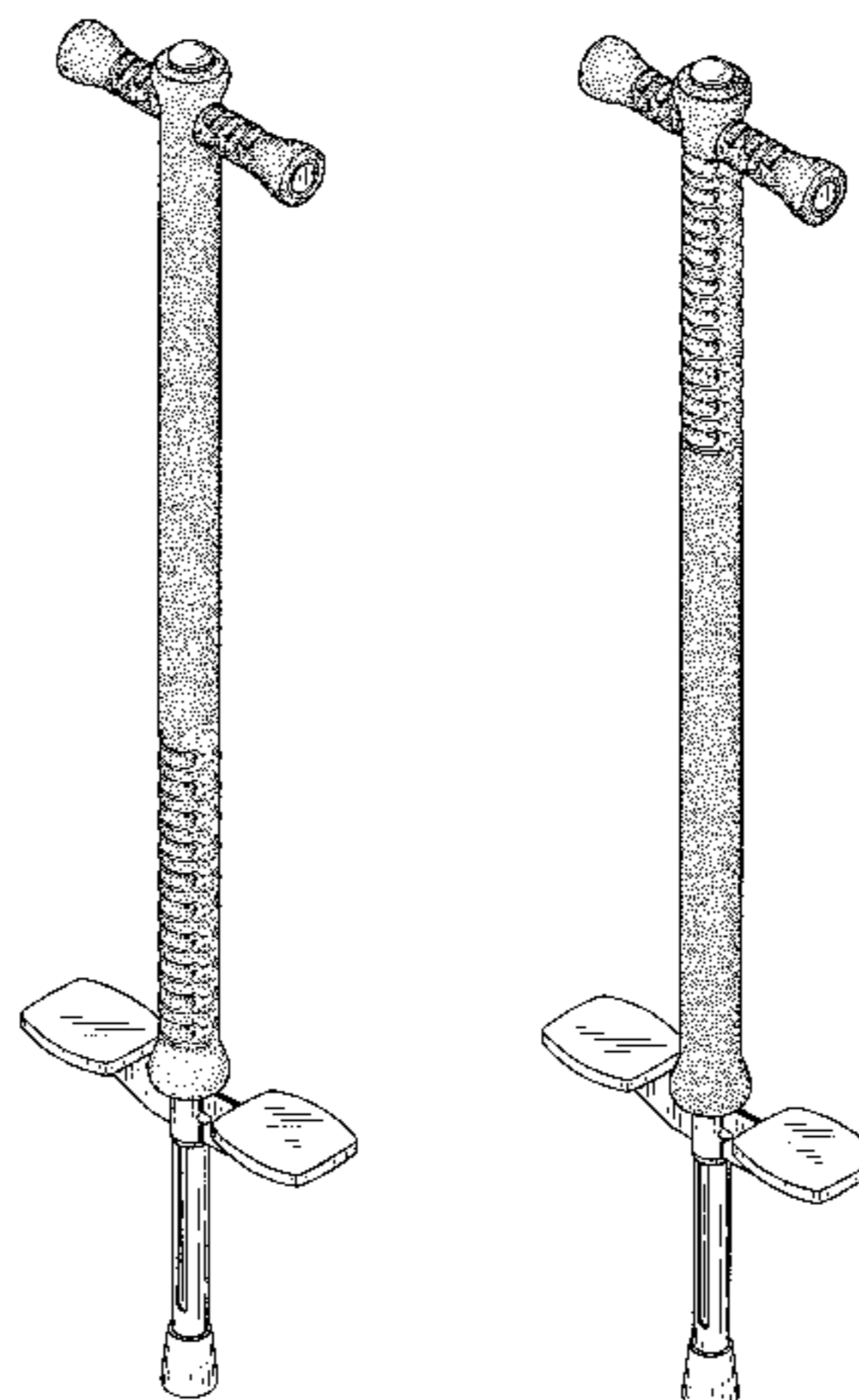


FIG. 1

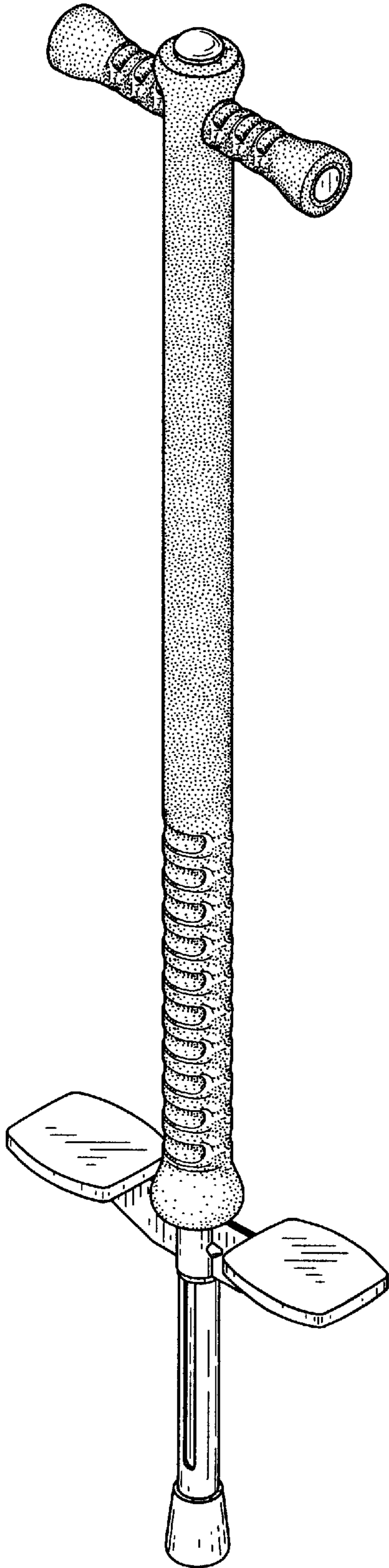


FIG. 2

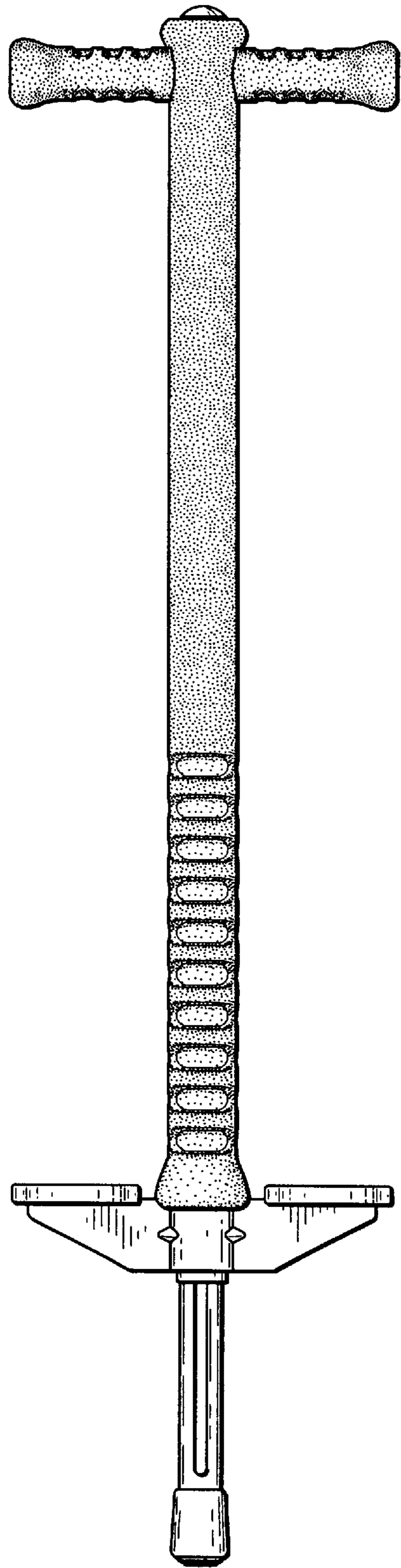


FIG. 3

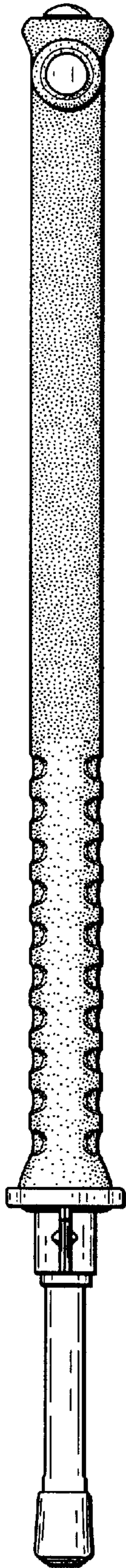


FIG. 4




FIG. 5

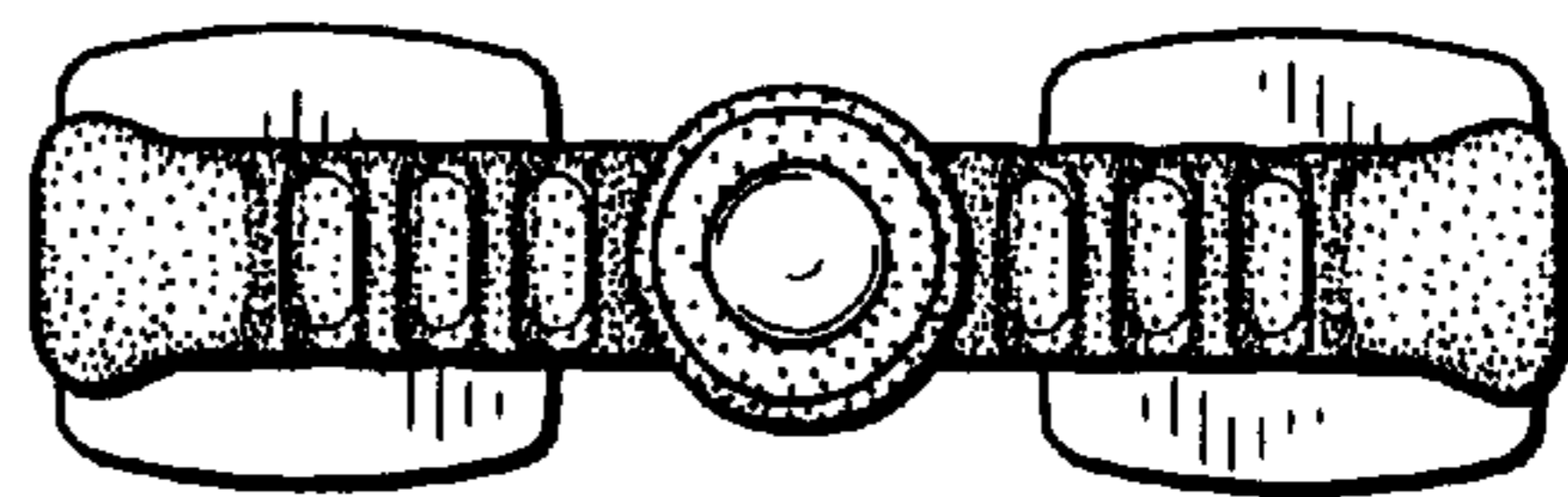


FIG. 6

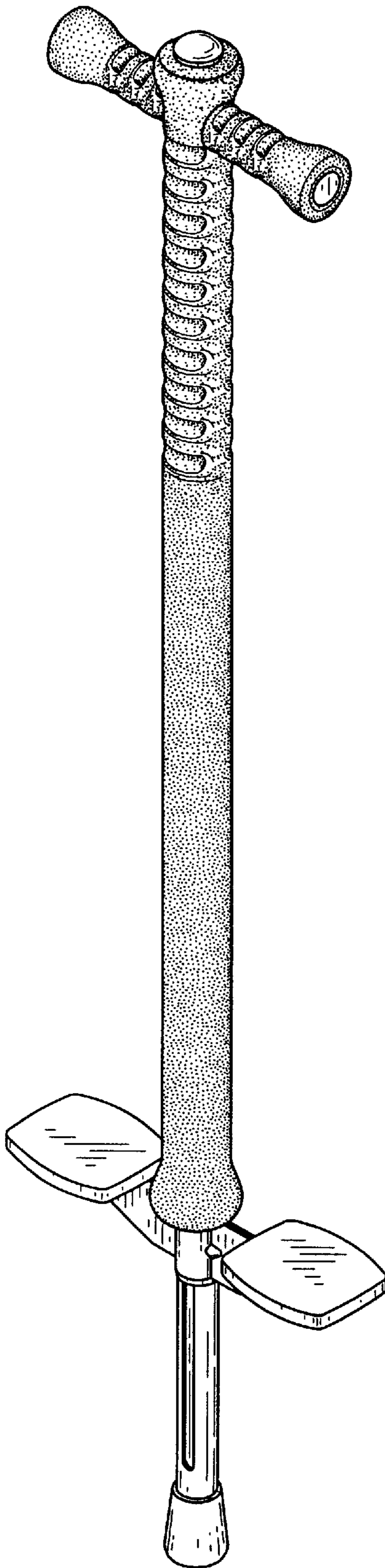


FIG. 7

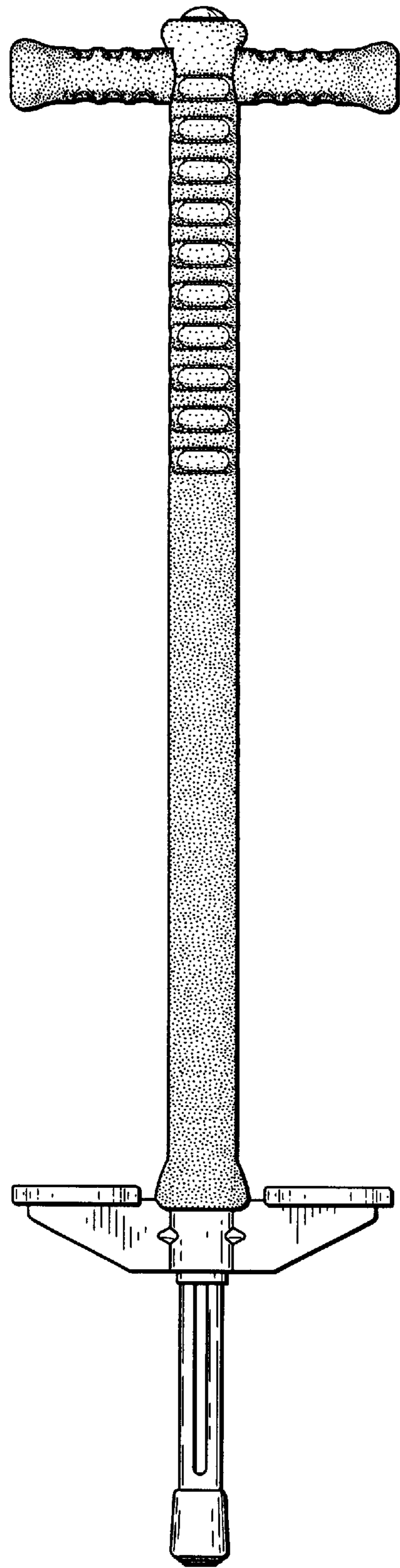


FIG. 8

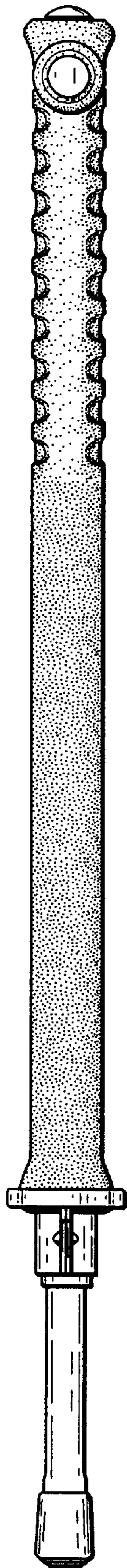


FIG. 9




FIG. 10

