



US00D487467S

(12) **United States Design Patent**  
**Hsu**

(10) **Patent No.:** **US D487,467 S**

(45) **Date of Patent:** **\*\* Mar. 9, 2004**

(54) **ICON FOR A DISPLAY SCREEN**

D469,106 S \* 1/2003 Friedman  
D473,566 S \* 4/2003 Platz et al.

(75) Inventor: **Shu-Chen Hsu**, Taoyuan Hsien (TW)

\* cited by examiner

(73) Assignee: **Hannstar Display Corp.**, Taipei (TW)

*Primary Examiner*—M. H. Tung

(\*\*) Term: **14 Years**

(74) *Attorney, Agent, or Firm*—Merchant & Gould P.C.

(21) Appl. No.: **29/161,733**

(57) **CLAIM**

(22) Filed: **Apr. 5, 2002**

The ornamental design for an icon for a display screen, as shown and described.

(51) **LOC (7) Cl.** ..... **14-02**

**DESCRIPTION**

(52) **U.S. Cl.** ..... **D14/489**

(58) **Field of Search** ..... D14/485-95; D18/24-33;  
D19/6; D20/11; D21/324-33; 345/700-726,  
764-866

FIG. 1 is a top, front, right side perspective view of an icon for a display screen, on an enlarged scale;  
FIG. 2 is a front view thereof, on an enlarged scale;  
FIG. 3 is a front view thereof, on a greatly enlarged scale, the icon is shown separately for clarity of illustration; and,  
FIG. 4 is a front view thereof, the icon is shown separately for clarity of illustration.

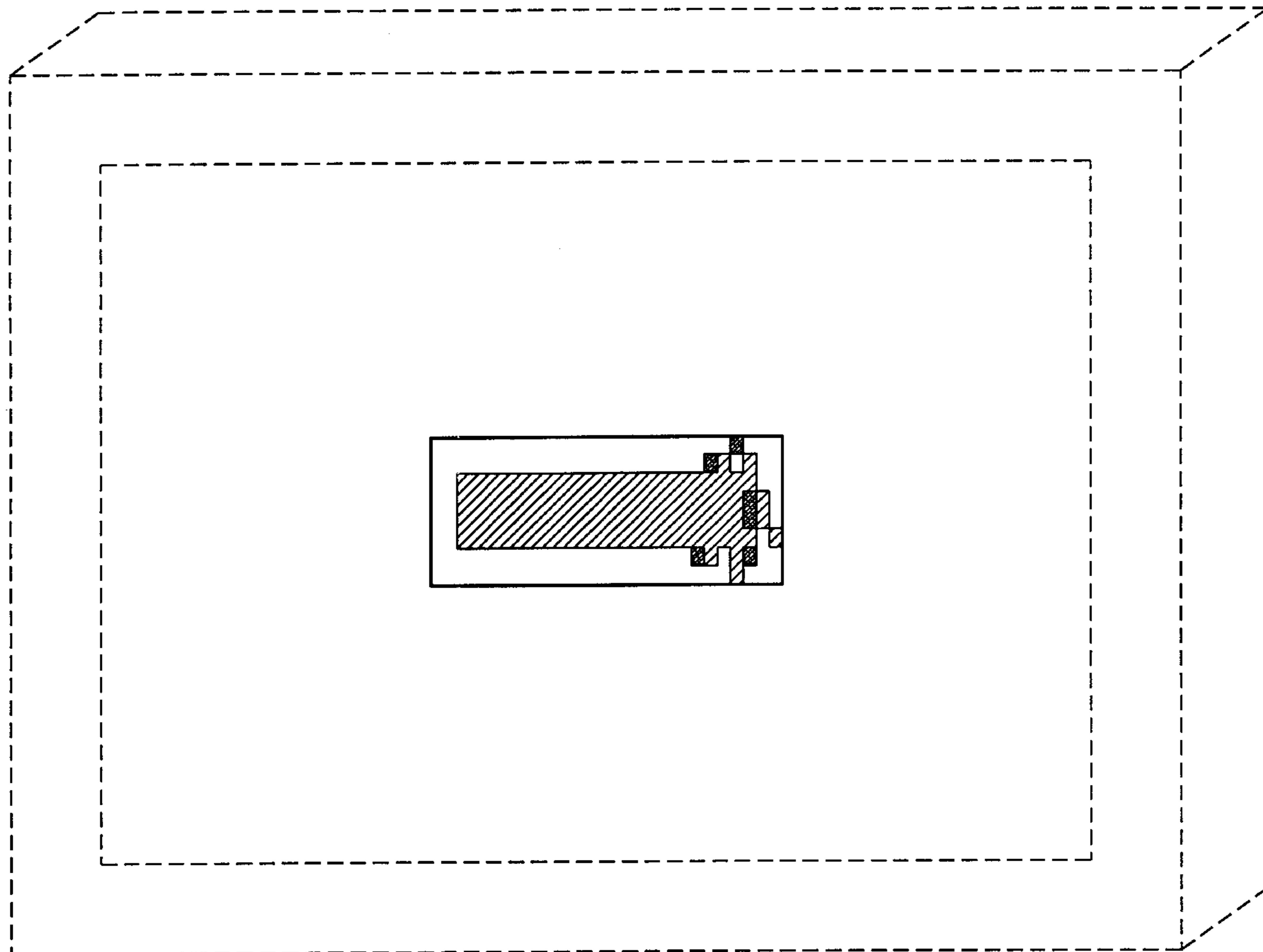
(56) **References Cited**

**U.S. PATENT DOCUMENTS**

- D394,051 S \* 5/1998 Smith
- D437,859 S \* 2/2001 Alvarez et al.
- D444,476 S \* 7/2001 Hodgson
- D464,060 S \* 10/2002 Sturm
- D467,252 S \* 12/2002 Lee

The broken line drawing of a display screen in FIGS. 1 and 2 is for illustrative purposes only and forms no part of the claimed design.

**1 Claim, 4 Drawing Sheets**



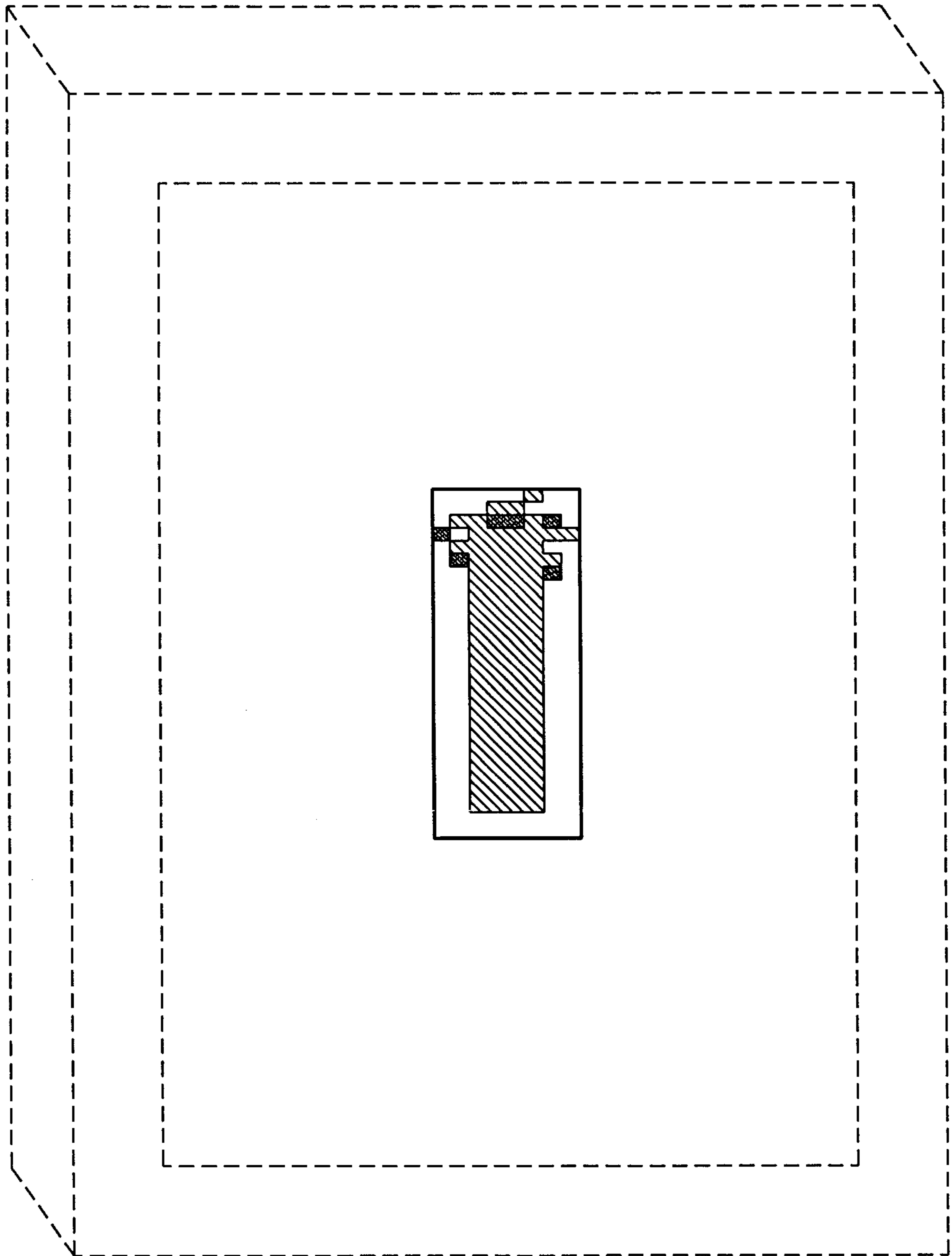


FIG. 1

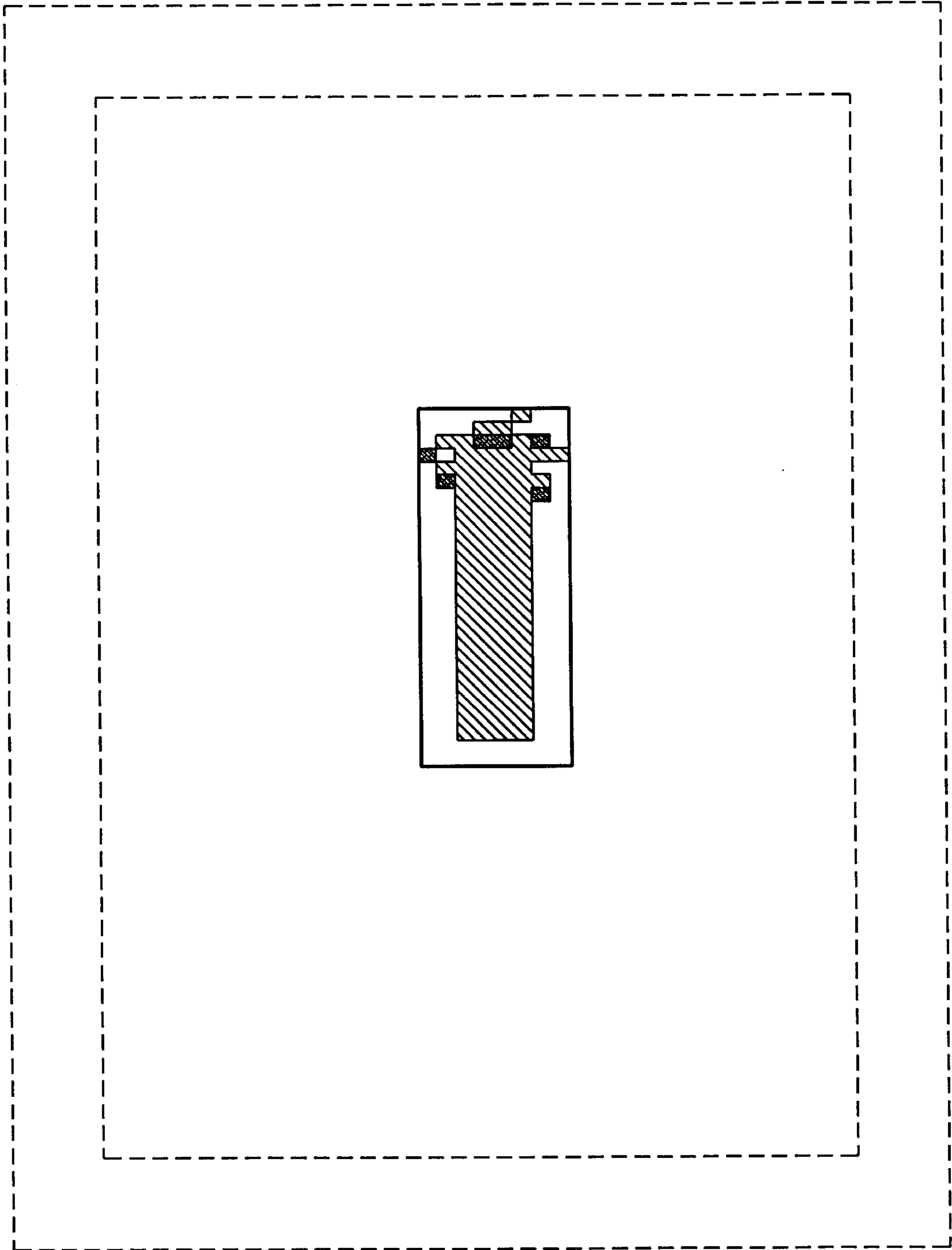


FIG. 2




FIG. 3

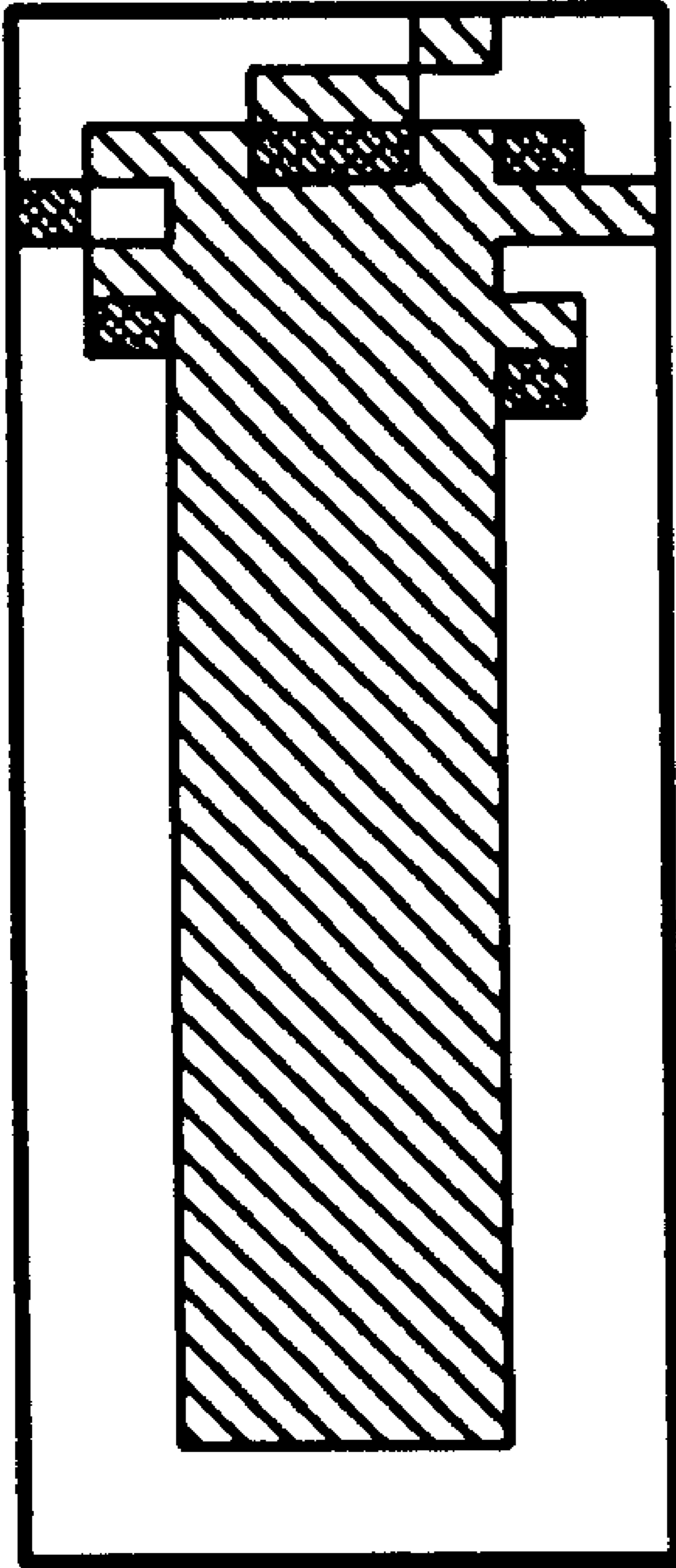


FIG. 4