



US00D487461S

(12) **United States Design Patent**  
**Sheu et al.**

(10) **Patent No.:** **US D487,461 S**

(45) **Date of Patent:** **\*\* Mar. 9, 2004**

(54) **MONITOR**

(75) **Inventors:** **Yu-Ming Sheu**, Sanchung (TW);  
**Wan-Hua Wu**, Sanchung (TW);  
**Chien-Chung Hsueh**, Sanchung (TW);  
**Mei-Chieh Ku**, Sanchung (TW);  
**Tzu-Yu Huaug**, Sanchung (TW);  
**Wei-Chieh Lee**, Sanchung (TW);  
**Kuo-Liang Wei**, Sanchung (TW)

(73) **Assignee:** **Benq Corporation**, Taoyuan (TW)

(\*\*) **Term:** **14 Years**

(21) **Appl. No.:** **29/177,075**

(22) **Filed:** **Mar. 3, 2003**

(30) **Foreign Application Priority Data**

Nov. 18, 2002 (TW) ..... 91306721

(51) **LOC (7) Cl.** ..... **14-02**

(52) **U.S. Cl.** ..... **D14/374**

(58) **Field of Search** ..... D14/371-375,  
D14/125-129; 345/104, 156, 168, 173,  
901-905, 87; 349/1, 2, 11, 62; 348/180,  
184, 325, 739; 341/12

(56) **References Cited**

**U.S. PATENT DOCUMENTS**

D382,259 S	*	8/1997	Nagai et al. ....	D14/374
D424,068 S	*	5/2000	Takemasa ....	D14/374
D424,538 S	*	5/2000	Hayashi et al. ....	D14/374
D433,018 S	*	10/2000	Tanimura et al. ....	D14/346
D451,505 S	*	12/2001	Iseki et al. ....	D14/341
D453,333 S	*	2/2002	Chen ....	D14/374

\* cited by examiner

*Primary Examiner*—Freda Nunn

(74) *Attorney, Agent, or Firm*—Ladas & Parry

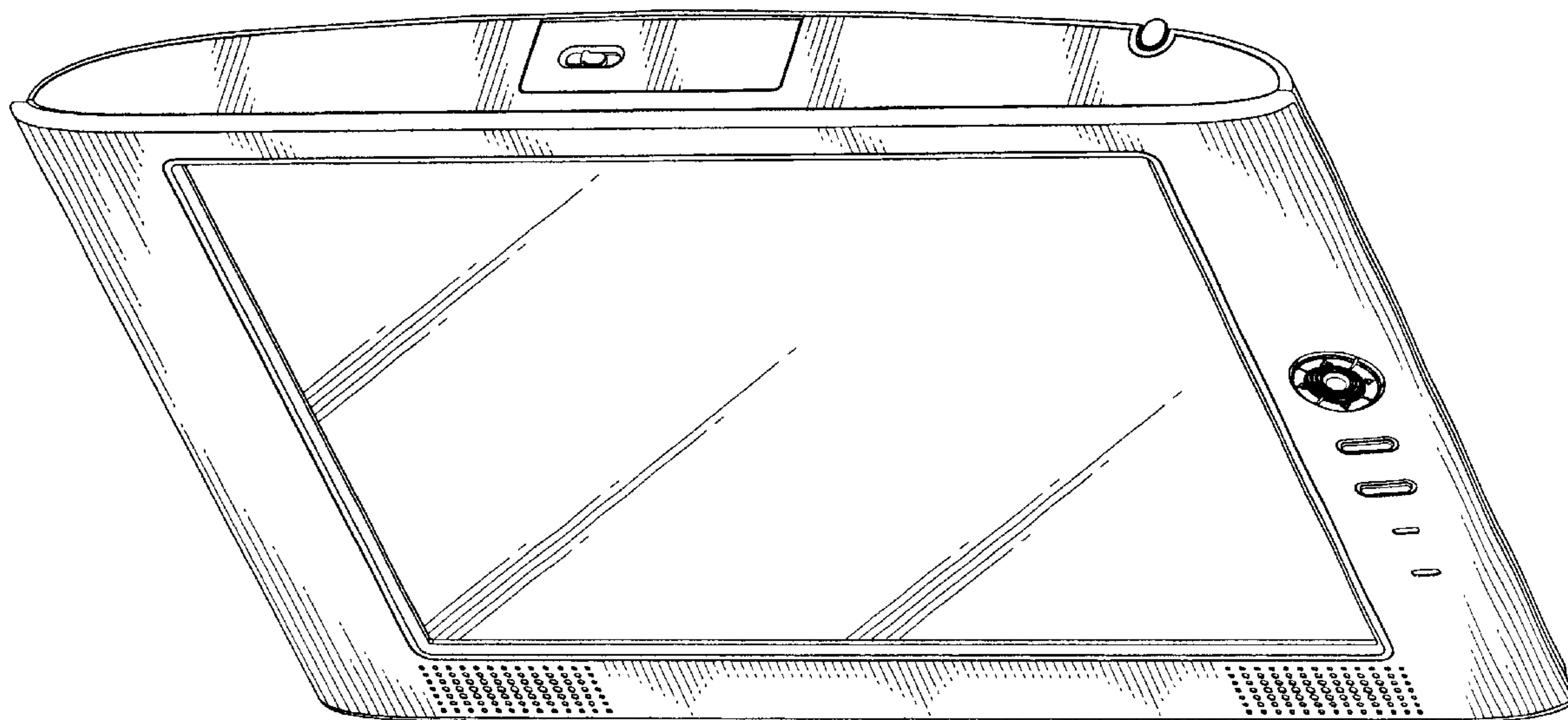
(57) **CLAIM**

The ornamental design for a monitor, as shown and described.

**DESCRIPTION**

FIG. 1 is a front perspective view thereof;  
FIG. 2 is a right side elevational view thereof;  
FIG. 3 is a top plane view thereof;  
FIG. 4 is a front elevational view thereof;  
FIG. 5 is a bottom plane view thereof;  
FIG. 6 is a left side elevational view thereof; and,  
FIG. 7 is a rear elevational view thereof.

**1 Claim, 7 Drawing Sheets**



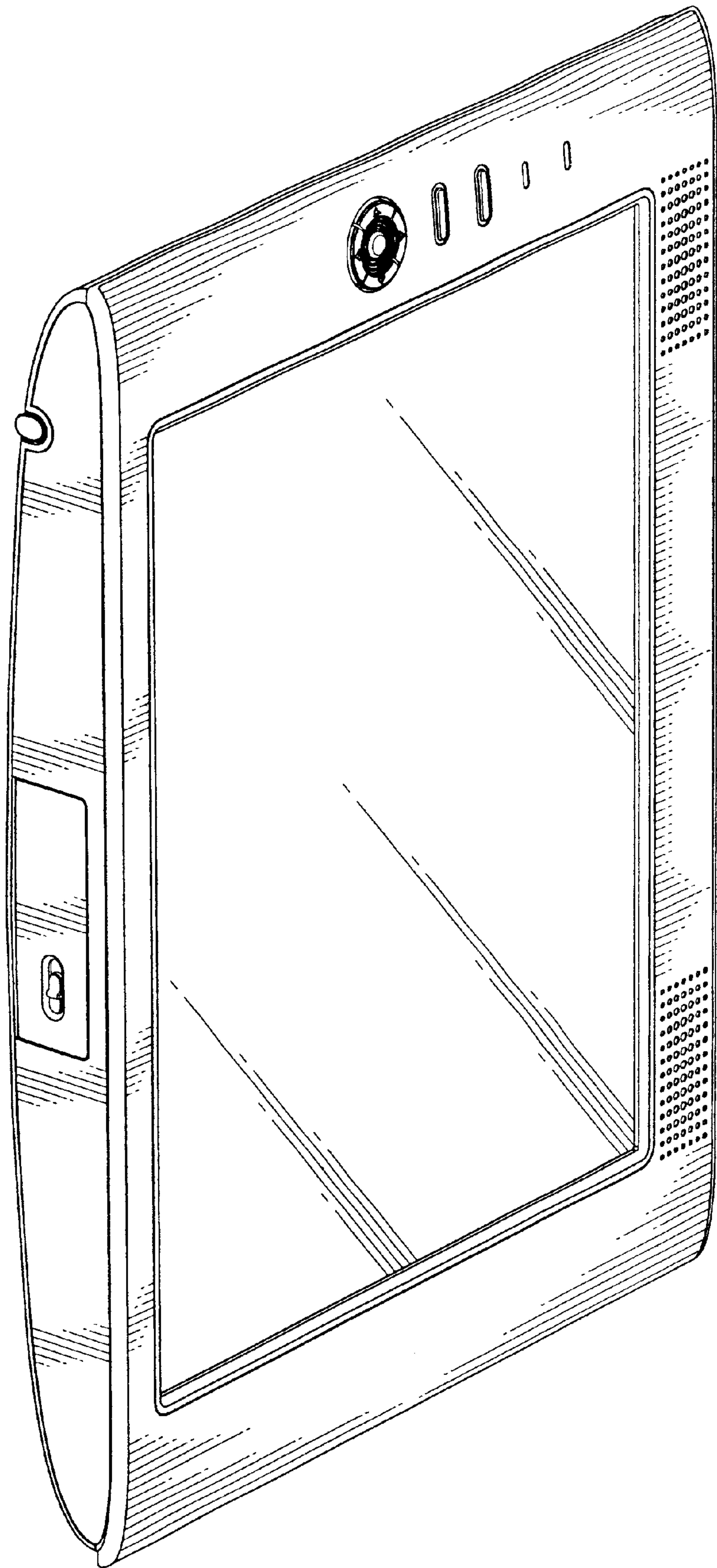


FIG. 1




FIG. 2

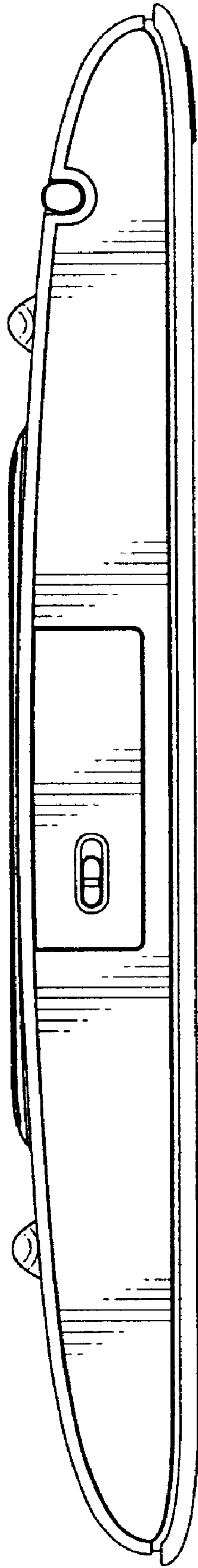


FIG. 3

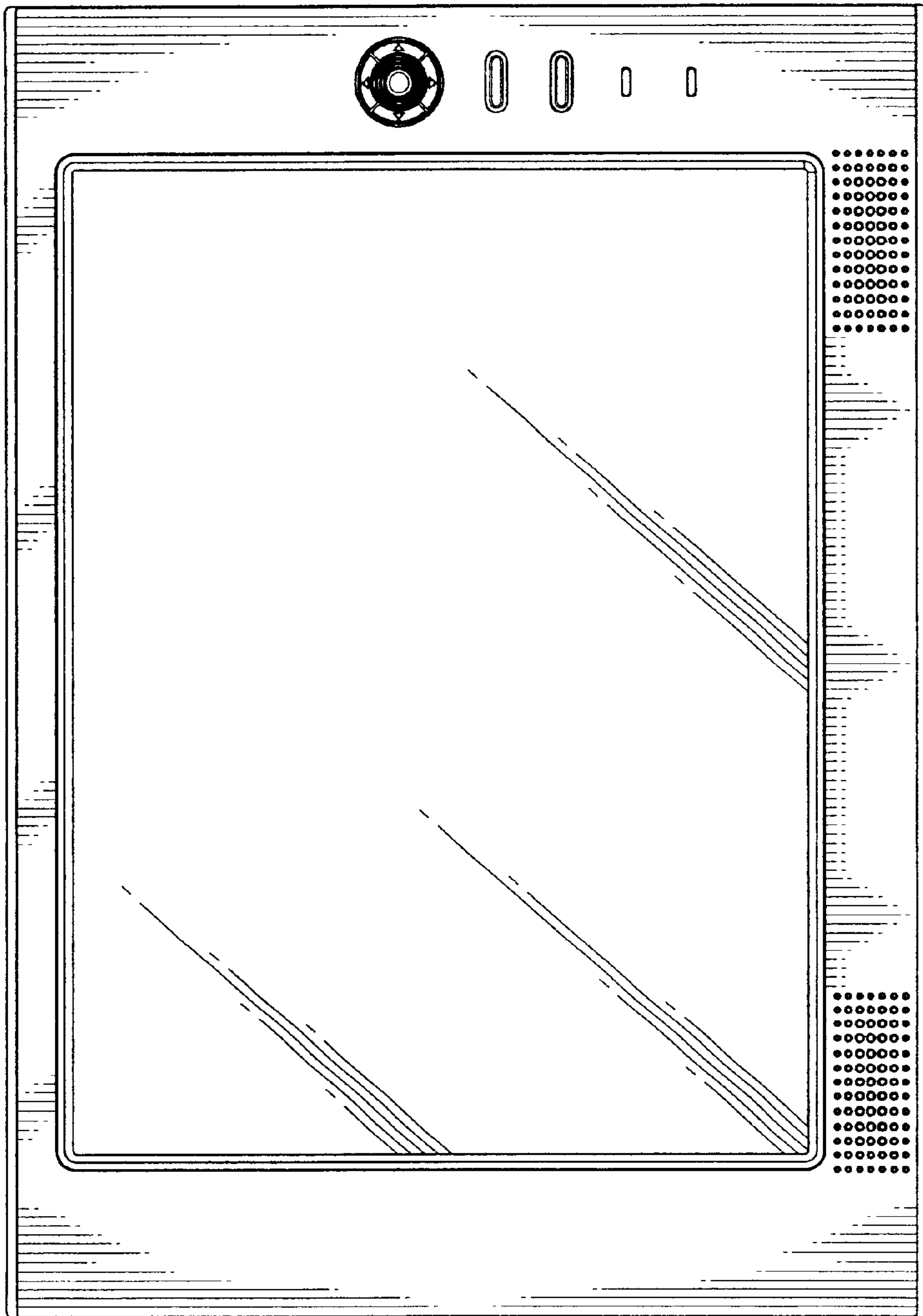


FIG. 4



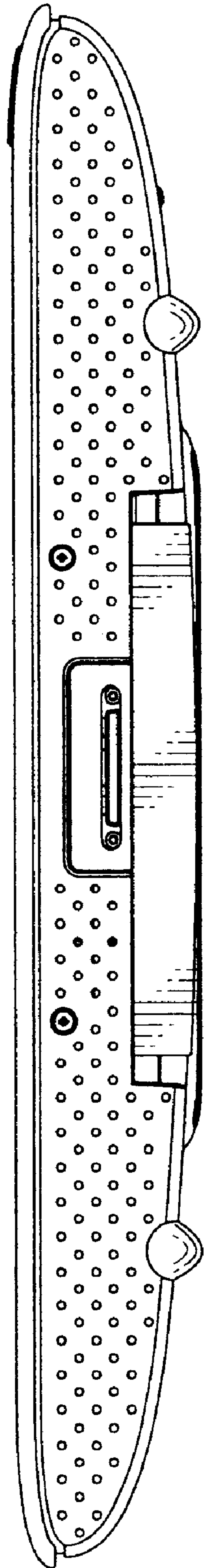


FIG. 5

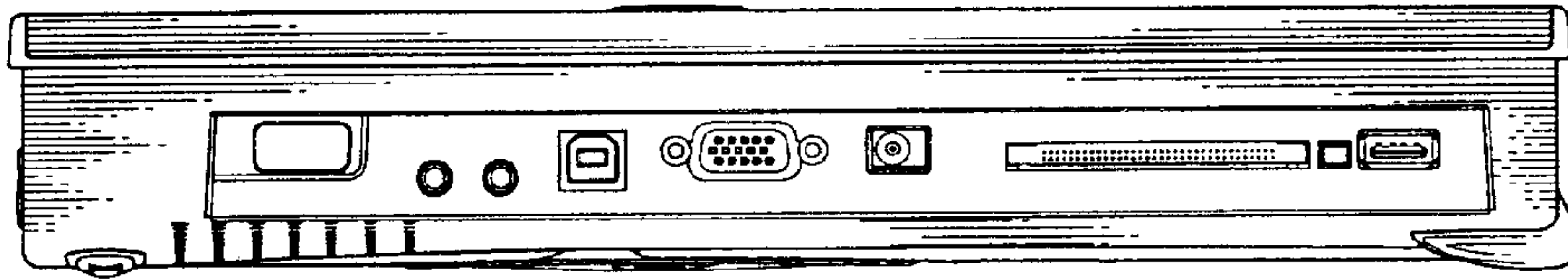


FIG. 6

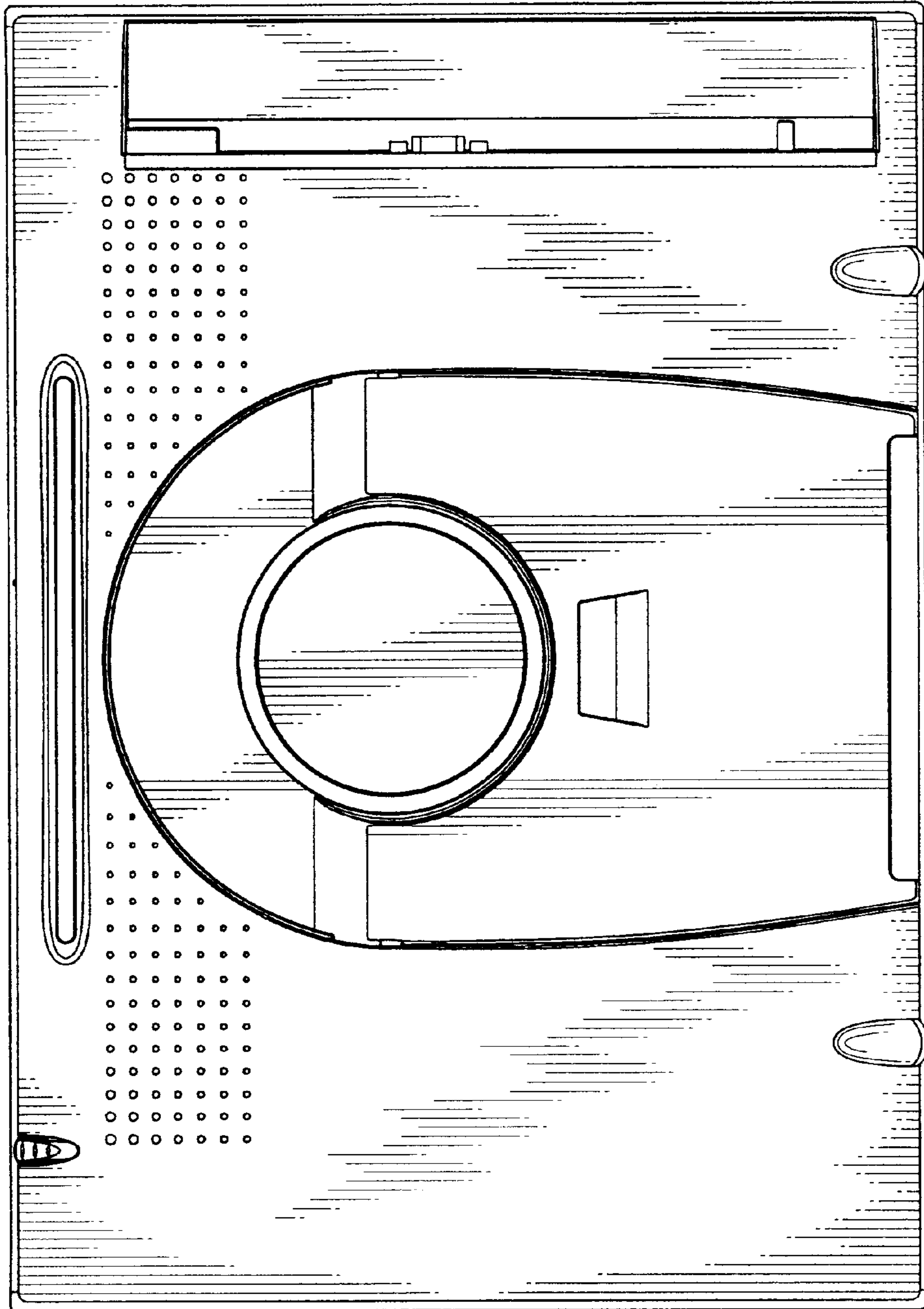


FIG. 7