



US00D487457S

(12) **United States Design Patent**
Liu

(10) **Patent No.:** **US D487,457 S**

(45) **Date of Patent:** **** Mar. 9, 2004**

(54) **TABLET PERSONAL COMPUTER**

(75) **Inventor:** **Chien-Hung Liu, Taipei Hsien (TW)**

(73) **Assignee:** **Aplux Communications Ltd., Taipei Hsien (TW)**

(**) **Term:** **14 Years**

(21) **Appl. No.:** **29/176,987**

(22) **Filed:** **Mar. 4, 2003**

(51) **LOC (7) Cl.** **14-02**

(52) **U.S. Cl.** **D14/315**

(58) **Field of Search** **D14/315-322;**
D18/1, 2, 7; 235/145 A, 145 R; 341/22,
23; 345/104, 156, 168, 169, 173, 87, 901-905;
361/680-686

(56) **References Cited**

U.S. PATENT DOCUMENTS

- 5,103,376 A * 4/1992 Blonder 361/681
- D345,347 S * 3/1994 Yamazaki D14/322
- D349,694 S * 8/1994 Takimoto D14/321

- D356,071 S * 3/1995 Gotoh D14/322
- D356,072 S * 3/1995 Mundt D14/320
- D395,039 S * 6/1998 Murphy et al. D14/342
- D413,583 S * 9/1999 Lin D14/321

* cited by examiner

Primary Examiner—Freda Nunn

(74) *Attorney, Agent, or Firm*—Rosenberg, Klein & Lee


(57) **CLAIM**

The ornamental design for a tablet personal computer, as shown and described.

DESCRIPTION

FIG. 1 is a 3-Dimensional view for a tablet personal computer showing a new design;
 FIG. 2 is a front view thereof;
 FIG. 3 is a rear view thereof;
 FIG. 4 is a left side view thereof;
 FIG. 5 is a right side view thereof;
 FIG. 6 is a top plan view thereof;
 FIG. 7 is a bottom plan view thereof; and,
 FIG. 8 is a reference mode,during usage thereof.

1 Claim, 5 Drawing Sheets






FIG. 1



FIG. 2



FIG. 3

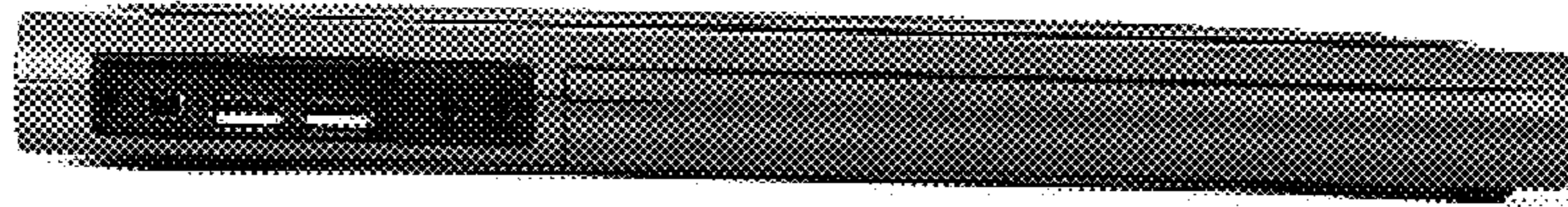


FIG. 4




FIG. 5




FIG. 6




FIG. 7




FIG. 8