



US00D487453S

(12) **United States Design Patent**  
**Ribeiro et al.**

(10) **Patent No.:** **US D487,453 S**  
(45) **Date of Patent:** **\*\* Mar. 9, 2004**

(54) **HOUSING ACCESSORY FOR COMMUNICATION DEVICES OR SIMILAR ARTICLES**

(75) Inventors: **Claudio S. Ribeiro**, Evanston, IL (US); **Christopher Arnholt**, Highland Park, IL (US); **Daniel Berg**, Antioch, IL (US); **Adam Cybart**, Algonquin, IL (US); **William Groves**, Naperville, IL (US); **Derek Jensen**, Libertyville, IL (US); **Kevin Rausch**, Cary, IL (US)

(73) Assignee: **Motorola, Inc.**, Schaumburg, IL (US)

(\*\*) Term: **14 Years**

(21) Appl. No.: **29/155,357**

(22) Filed: **Feb. 5, 2002**

(51) **LOC (7) Cl.** ..... **14-03**

(52) **U.S. Cl.** ..... **D14/240; D14/248; D16/208**

(58) **Field of Search** ..... D14/137, 240, D14/138, 218, 147-148, 247-248, 144, 191, 341-347, 130; 379/433.01-433.13, 419, 434, 428.01-428.04, 420.01-420.04, 440-442, 447; 345/168, 169; 455/550-575, 90; D21/517, 329, 331, 333; D13/103, 119, 168; D16/208, 202; 348/14.01, 14.02, 373

(56) **References Cited**

**U.S. PATENT DOCUMENTS**

D352,040 S	*	11/1994	Rak et al.	.....	D14/240
5,535,274 A	*	7/1996	Braitberg et al.	.....	379/446
D384,327 S	*	9/1997	Nakui	.....	D13/103
D390,848 S	*	2/1998	Santee et al.	.....	D14/240
5,825,408 A	*	10/1998	Yuyama et al.	.....	348/14.01
D406,848 S	*	3/1999	Salmi	.....	D14/240
D416,263 S	*	11/1999	Kuczyk et al.	.....	D14/240
D420,671 S	*	2/2000	Jacobsen et al.	.....	D14/240
D427,587 S	*	7/2000	Jacobsen et al.	.....	D14/240
D432,528 S	*	10/2000	Hartman et al.	.....	D14/243
D433,017 S	*	10/2000	Martinez	.....	D14/346
D437,315 S	*	2/2001	Hunt	.....	D14/253

D443,537 S	*	6/2001	Nix	.....	D10/70
D448,366 S	*	9/2001	Youngers et al.	.....	D14/240
D448,744 S	*	10/2001	Yu et al.	.....	D14/138
D452,496 S	*	12/2001	Murnaghan et al.	.....	D14/242
6,396,924 B1	*	5/2002	Suso et al.	.....	379/433.13
D458,915 S	*	6/2002	Shintani	.....	D14/147
D467,918 S	*	12/2002	Fitch et al.	.....	D14/347
D467,954 S	*	12/2002	Suzuki et al.	.....	D16/208
D471,927 S	*	3/2003	Kim	.....	D16/208
D473,580 S	*	4/2003	Nakahara et al.	.....	D16/208
D474,792 S	*	5/2003	Hyun	.....	D16/202
2002/0002059 A1	*	1/2002	Johnson	.....	455/575.1
2002/0058531 A1	*	5/2002	Terasaki	.....	455/566.1
2002/0077069 A1	*	6/2002	Heurtaux	.....	455/566.1
2002/0147035 A1	*	10/2002	Su	.....	455/572
2002/0160724 A1	*	10/2002	Arai	.....	455/575.1
2002/0187818 A1	*	12/2002	Kang	.....	455/575.1
2003/0109232 A1	*	6/2003	Park et al.	.....	455/90.1
2003/0153283 A1	*	8/2003	Kuwazoe	.....	455/90.1
2003/0162564 A1	*	8/2003	Kimura	.....	455/556.1

**FOREIGN PATENT DOCUMENTS**

JP 2002325127 A \* 11/2002

\* cited by examiner

*Primary Examiner*—Jeffrey Asch

(74) *Attorney, Agent, or Firm*—Roland K. Bowler, II

(57) **CLAIM**

The ornamental design for a housing accessory for communication devices or similar articles, substantially as shown.

**DESCRIPTION**

FIG. 1 is an outer-side plan view of a housing accessory for communications devices or similar articles.

FIG. 2 is a first perspective view thereof.

FIG. 3 is another perspective view thereof.

FIG. 4 is an inner-side plan view thereof.

FIG. 5 is a side view thereof.

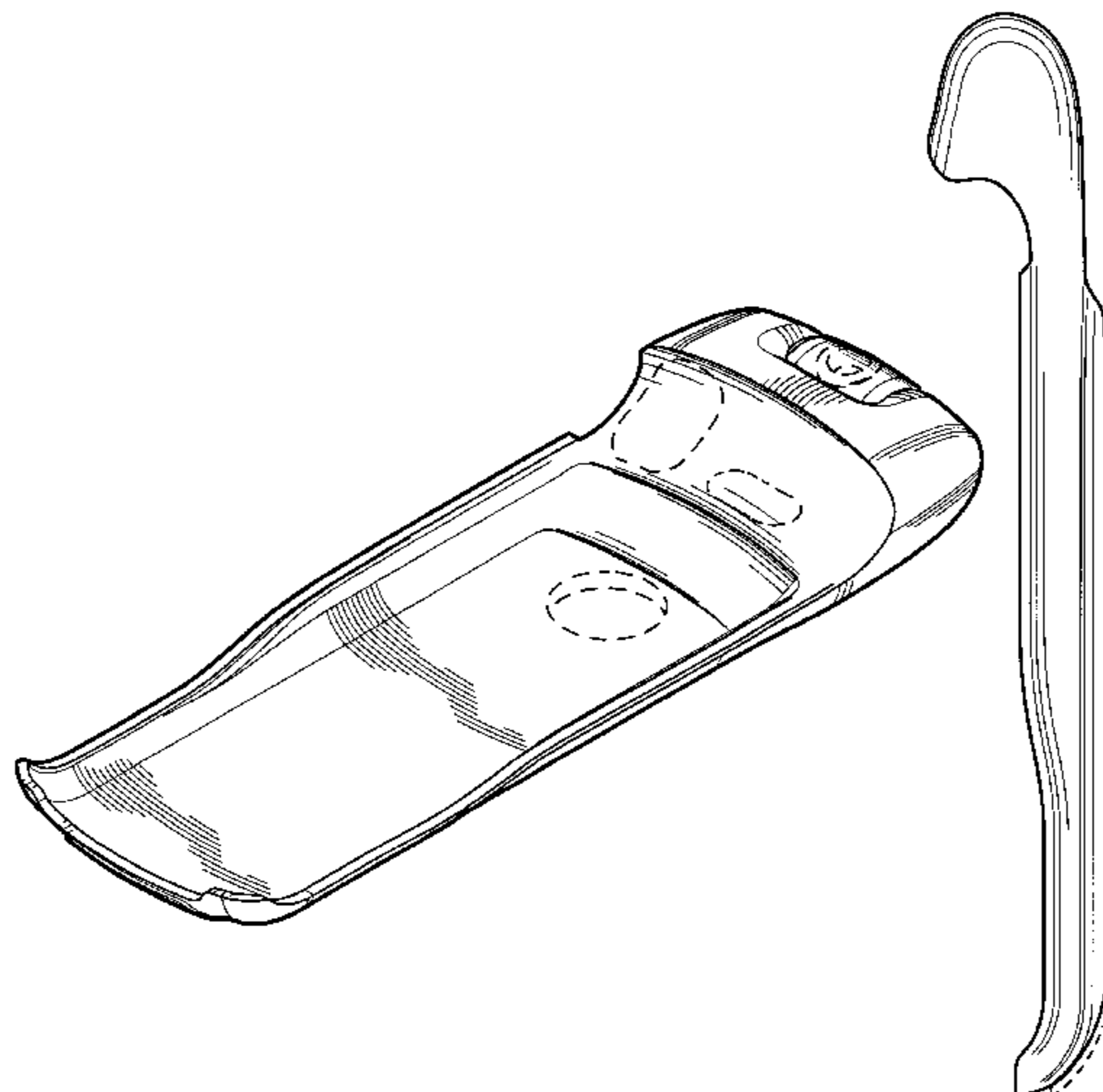
FIG. 6 is an opposite side view thereof.

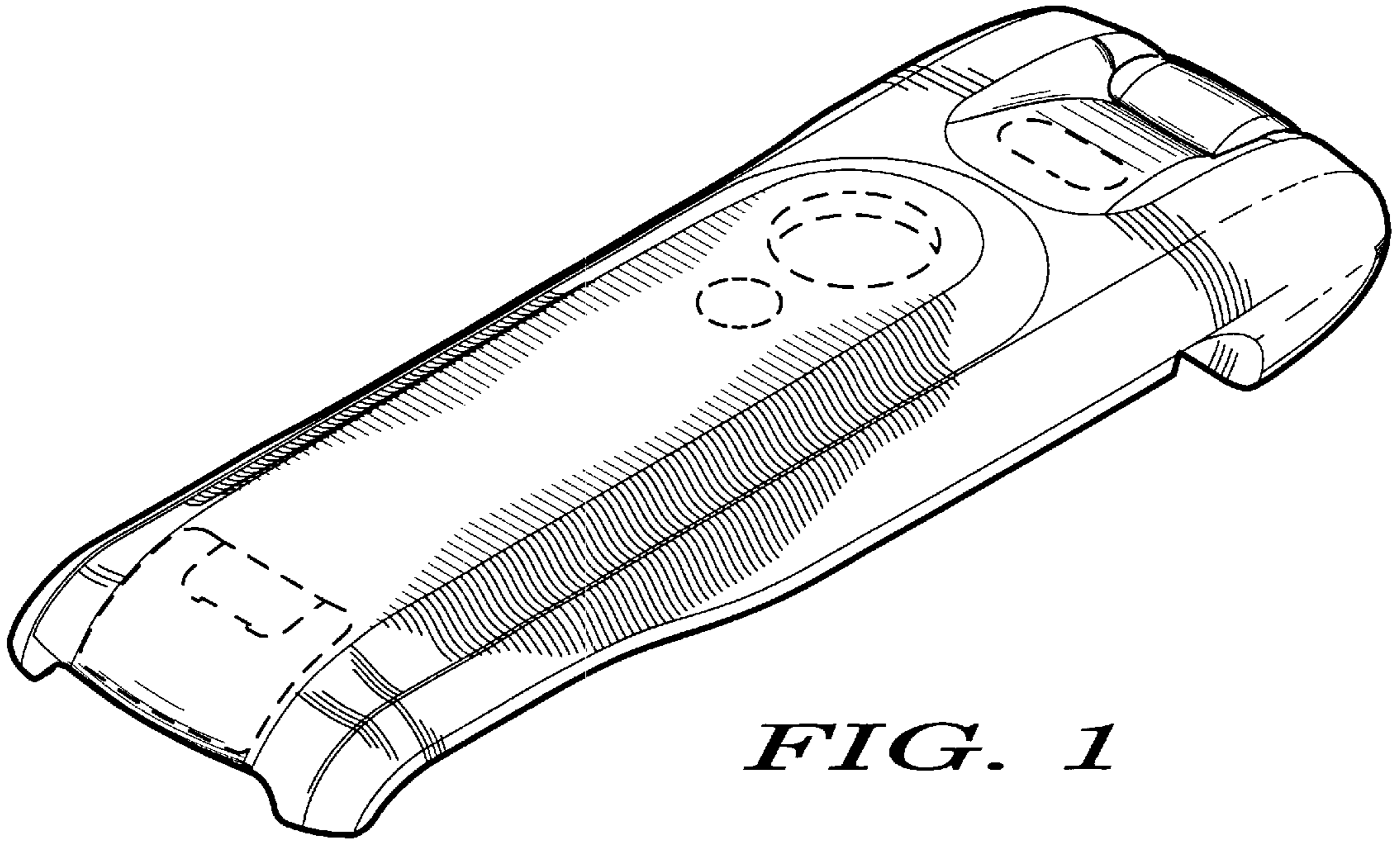
FIG. 7 is an end view thereof; and,

FIG. 8 is an opposite end view thereof.

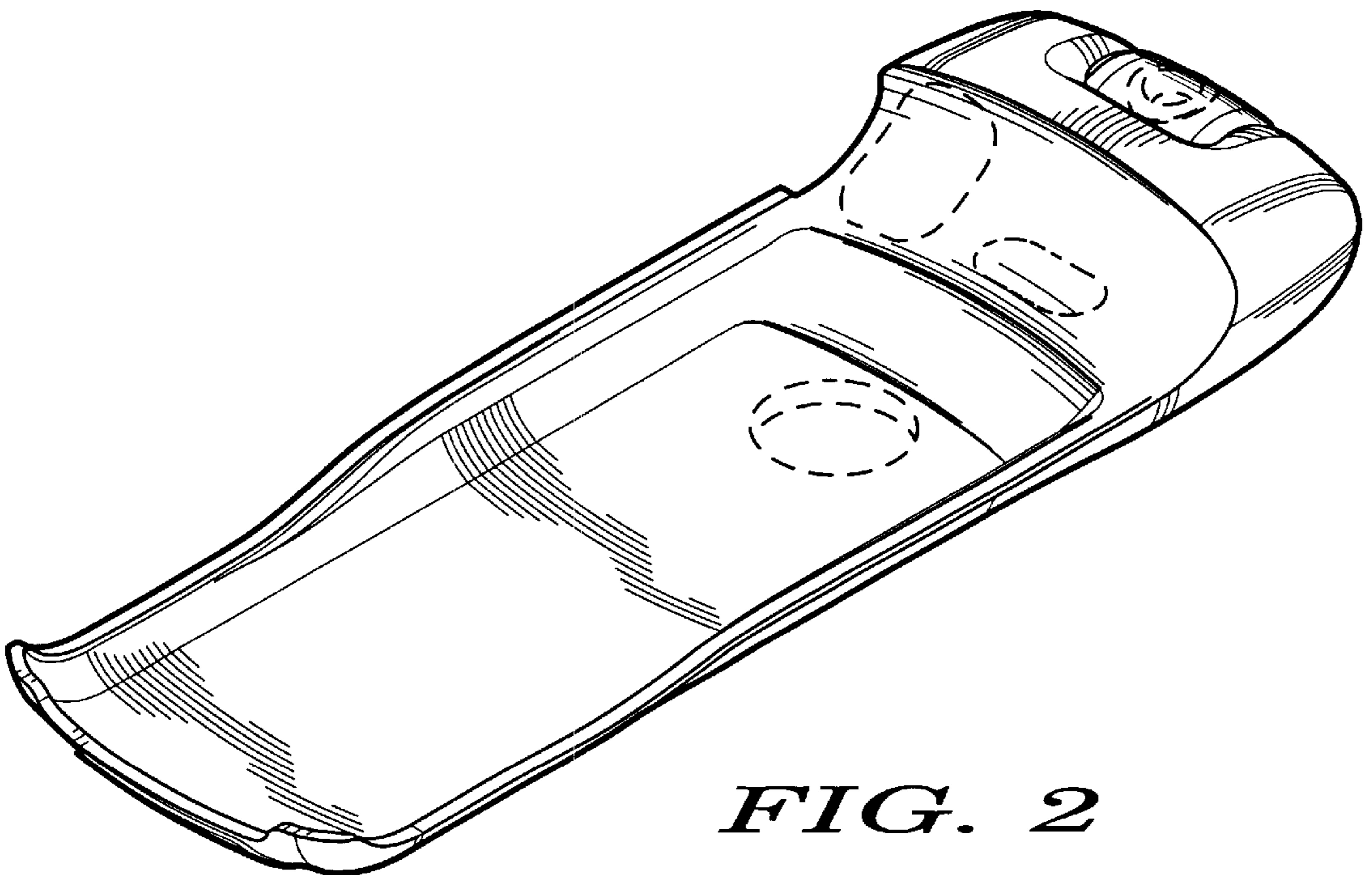
The broken line portions of the drawings are for illustrative purposes only and form no part of the claimed design.

**1 Claim, 3 Drawing Sheets**






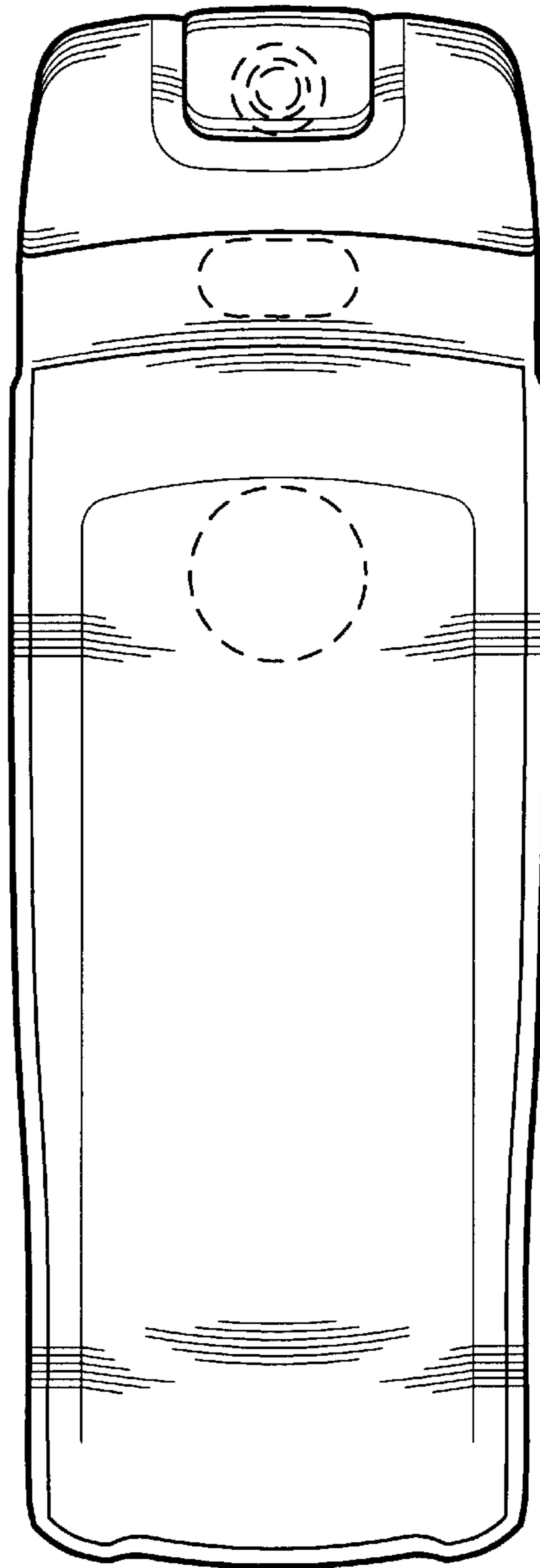
*FIG. 1*



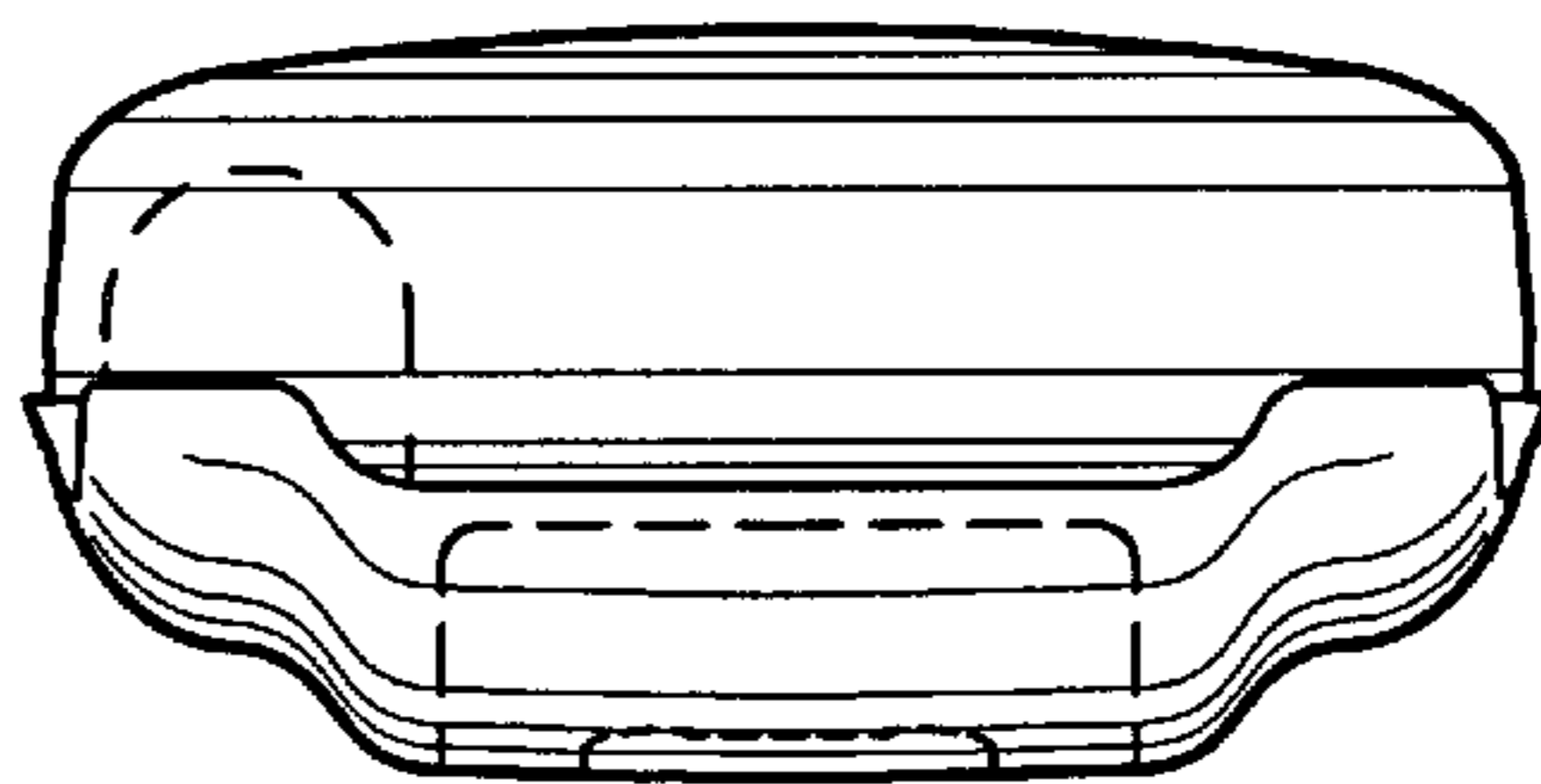
*FIG. 2*




*FIG. 3*



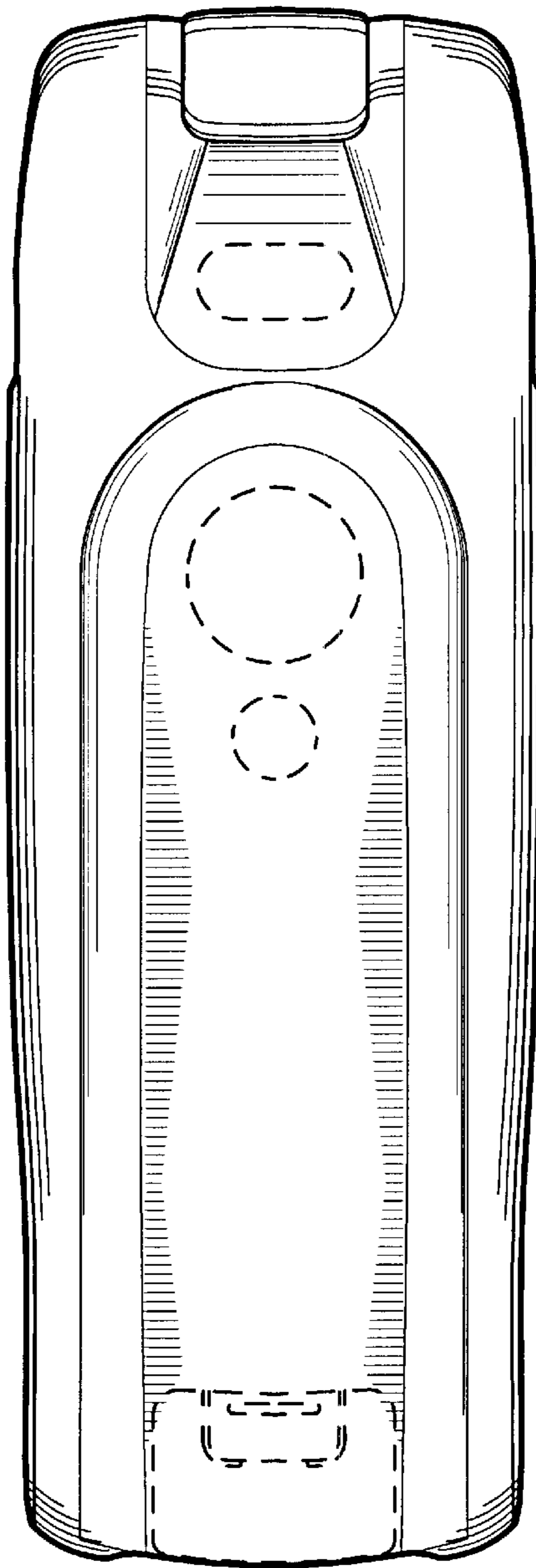
*FIG. 4*



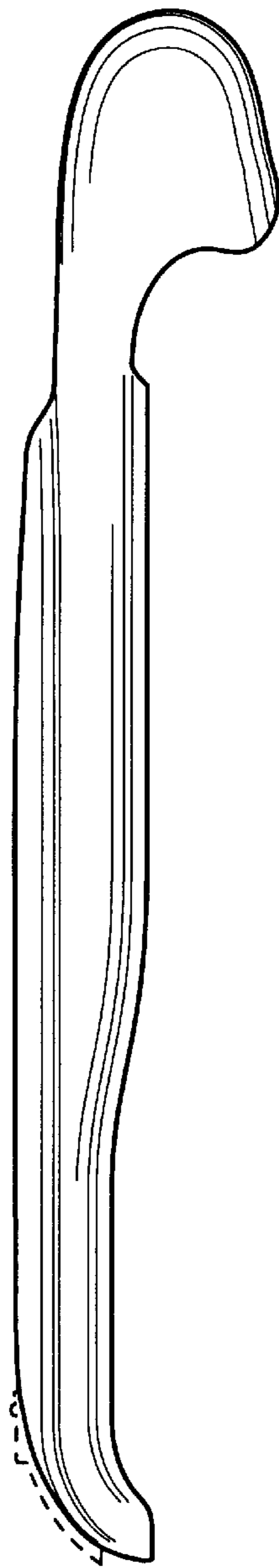
*FIG. 5*



*FIG. 6*



*FIG. 7*



*FIG. 8*