



US00D487443S

(12) **United States Design Patent**
Yoon

(10) **Patent No.:** **US D487,443 S**

(45) **Date of Patent:** **** Mar. 9, 2004**

(54) **CELLULAR PHONE**

(75) **Inventor:** **Jong-Jin Yoon, Seoul (KR)**

(73) **Assignee:** **Curitel Communications, Inc. (KR)**

(**) **Term:** **14 Years**

(21) **Appl. No.:** **29/183,549**

(22) **Filed:** **Jun. 12, 2003**

(51) **LOC (7) Cl.** **14-03**

(52) **U.S. Cl.** **D14/138**

(58) **Field of Search** D14/137, 138,
D14/218, 147-148, 247-248, 144, 341-347;
379/433.01-433.13, 419, 434, 428.01-428.04,
420.01-420.04, 440; 455/500.1-90.3; D21/517

(56) **References Cited**

U.S. PATENT DOCUMENTS

5,027,394	A	*	6/1991	Ono et al.	379/434
D429,707	S	*	8/2000	Park	D14/138
D432,105	S	*	10/2000	Hyun	D14/138
D433,017	S	*	10/2000	Martinez	D14/346
D438,184	S	*	2/2001	Suzuki et al.	D14/138
D445,412	S	*	7/2001	Lee et al.	D14/138
D456,794	S	*	5/2002	Laverick et al.	D14/138
6,396,924	B1	*	5/2002	Suso et al.	379/433.13
D458,594	S	*	6/2002	Jang	D14/138
D459,322	S	*	6/2002	Hyun	D14/138
D462,064	S	*	8/2002	Kim	D14/138
D465,466	S	*	11/2002	Hyun	D14/138
D468,282	S	*	1/2003	Chen	D14/138
D468,283	S	*	1/2003	Hong et al.	D14/138
D468,713	S	*	1/2003	Lee et al.	D14/138
D469,070	S	*	1/2003	Lee	D14/138
D474,168	S	*	5/2003	Wang et al.	D14/138
D475,688	S	*	6/2003	Pierce et al.	D14/138

D475,689	S	*	6/2003	Shimazu et al.	D14/138
D476,968	S	*	7/2003	Yokoyama	D14/138
D477,295	S	*	7/2003	Chung	D14/138
D477,296	S	*	7/2003	Minamide	D14/138
D477,581	S	*	7/2003	Iijima et al.	D14/138
2002/0137478	A1	*	9/2002	Masamura	455/550.1
2002/0146989	A1	*	10/2002	Moriki	455/550.1
2002/0187818	A1	*	12/2002	Kang	455/575.1
2003/0040287	A1	*	2/2003	Lee	455/575.1
2003/0083023	A1	*	5/2003	Chang et al.	455/90.1
2003/0096582	A1	*	5/2003	Kim	455/90.1
2003/0109232	A1	*	6/2003	Park et al.	455/90.1

FOREIGN PATENT DOCUMENTS

JP	1154363	S	*	9/2002	14/3
JP	1155098		*	10/2002	14/3

* cited by examiner

Primary Examiner—Jeffrey Asch

(74) *Attorney, Agent, or Firm*—Cantor Colburn LLP

(57) **CLAIM**

The ornamental design for a cellular phone, as shown and described.

DESCRIPTION

FIG. 1 is a top and front perspective view of a cellular phone, showing my new design;
FIG. 2 is a front elevational view thereof;
FIG. 3 is a rear elevational view thereof;
FIG. 4 is a left side elevational view thereof;
FIG. 5 is a right side elevational view thereof;
FIG. 6 is a top elevational view thereof;
FIG. 7 is a bottom elevational view thereof; and,
FIG. 8 is a front view thereof with the cellular phone in an alternate position.

1 Claim, 5 Drawing Sheets

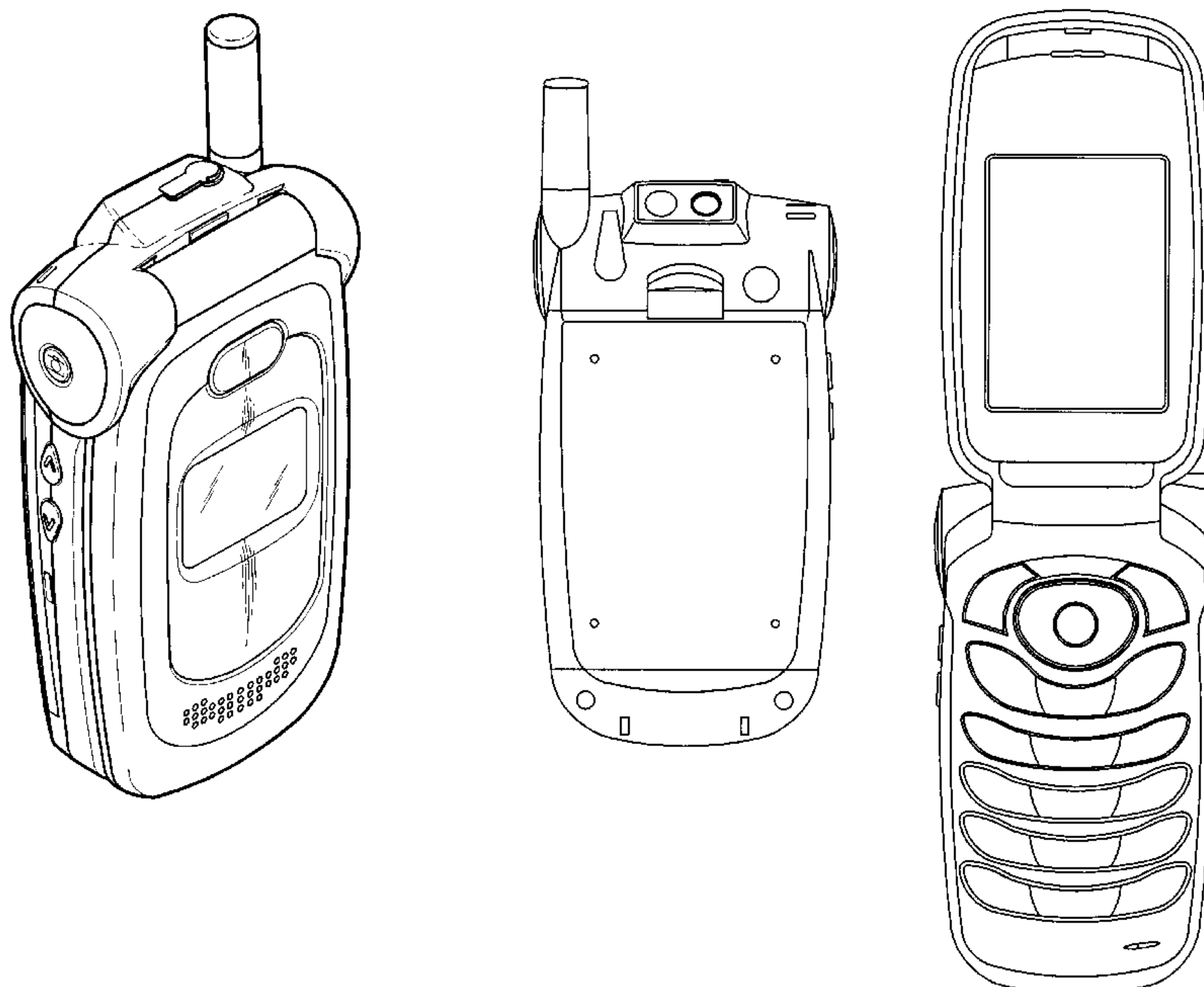


FIG. 1

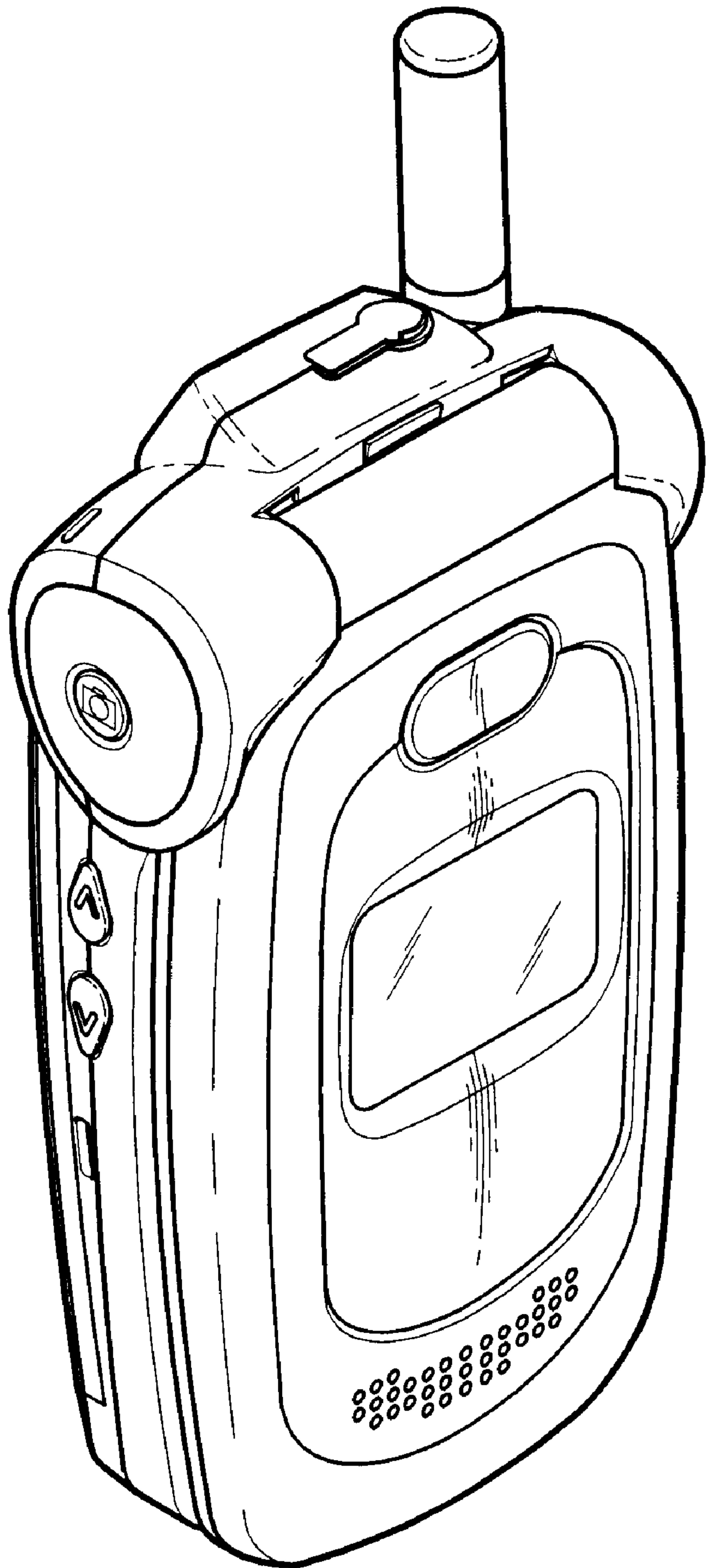


FIG. 2

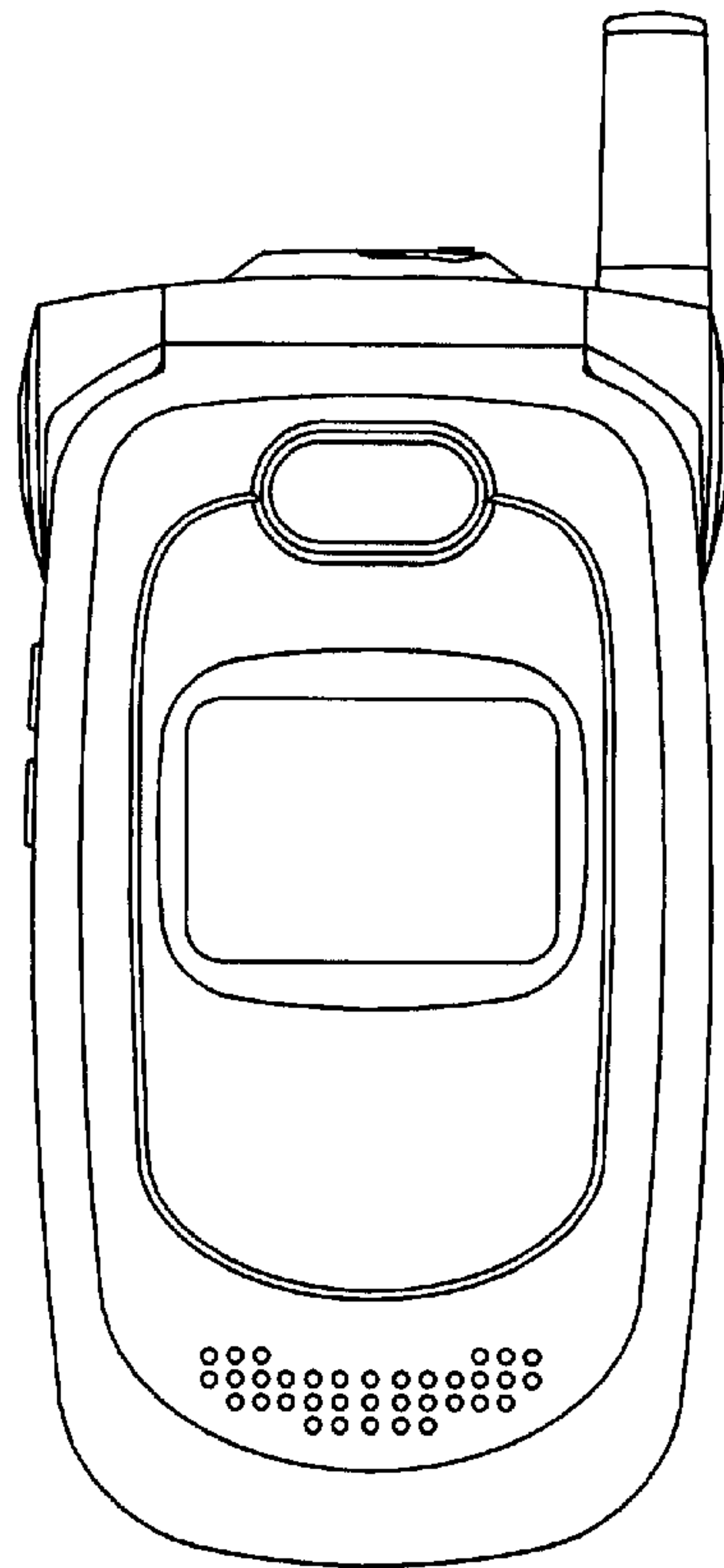


FIG. 3

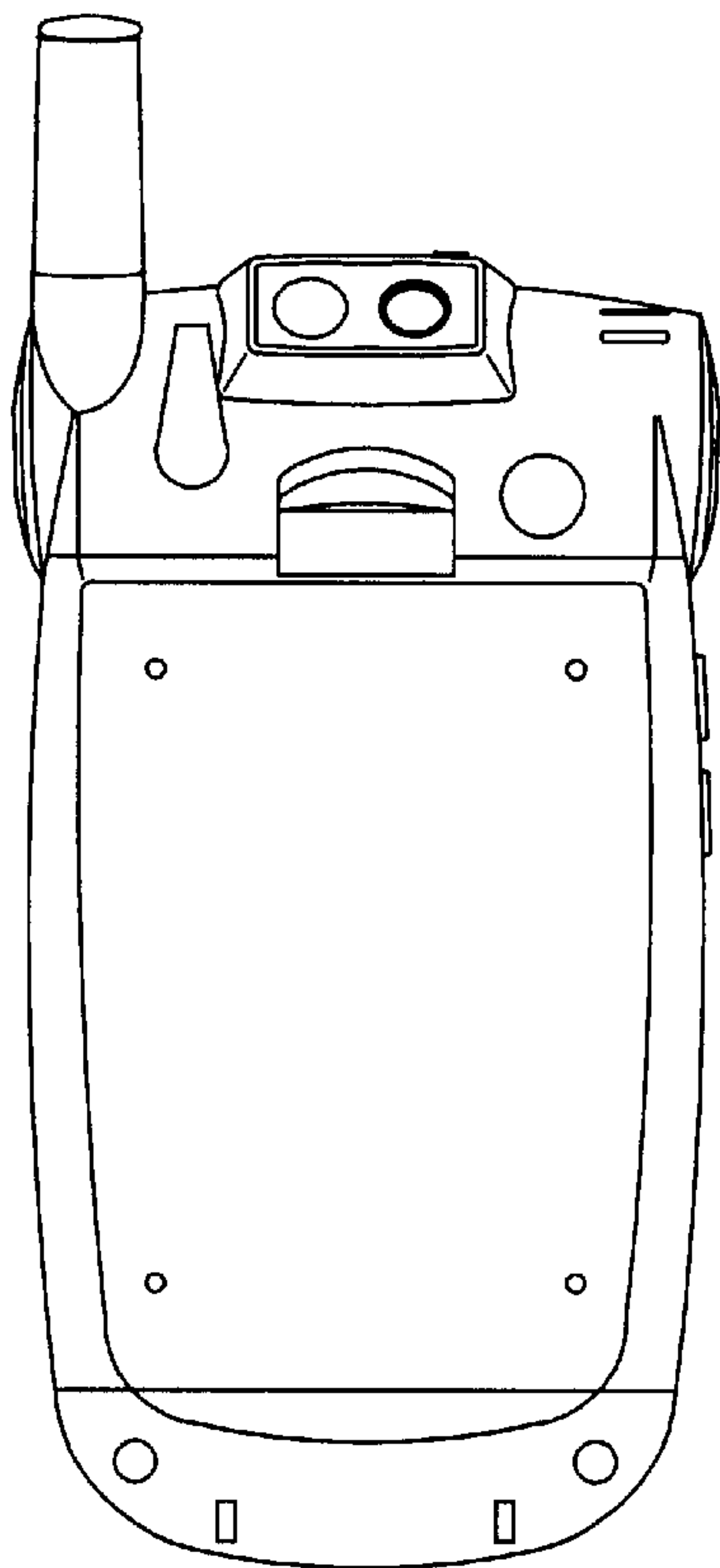


FIG. 4



FIG. 5




FIG.6

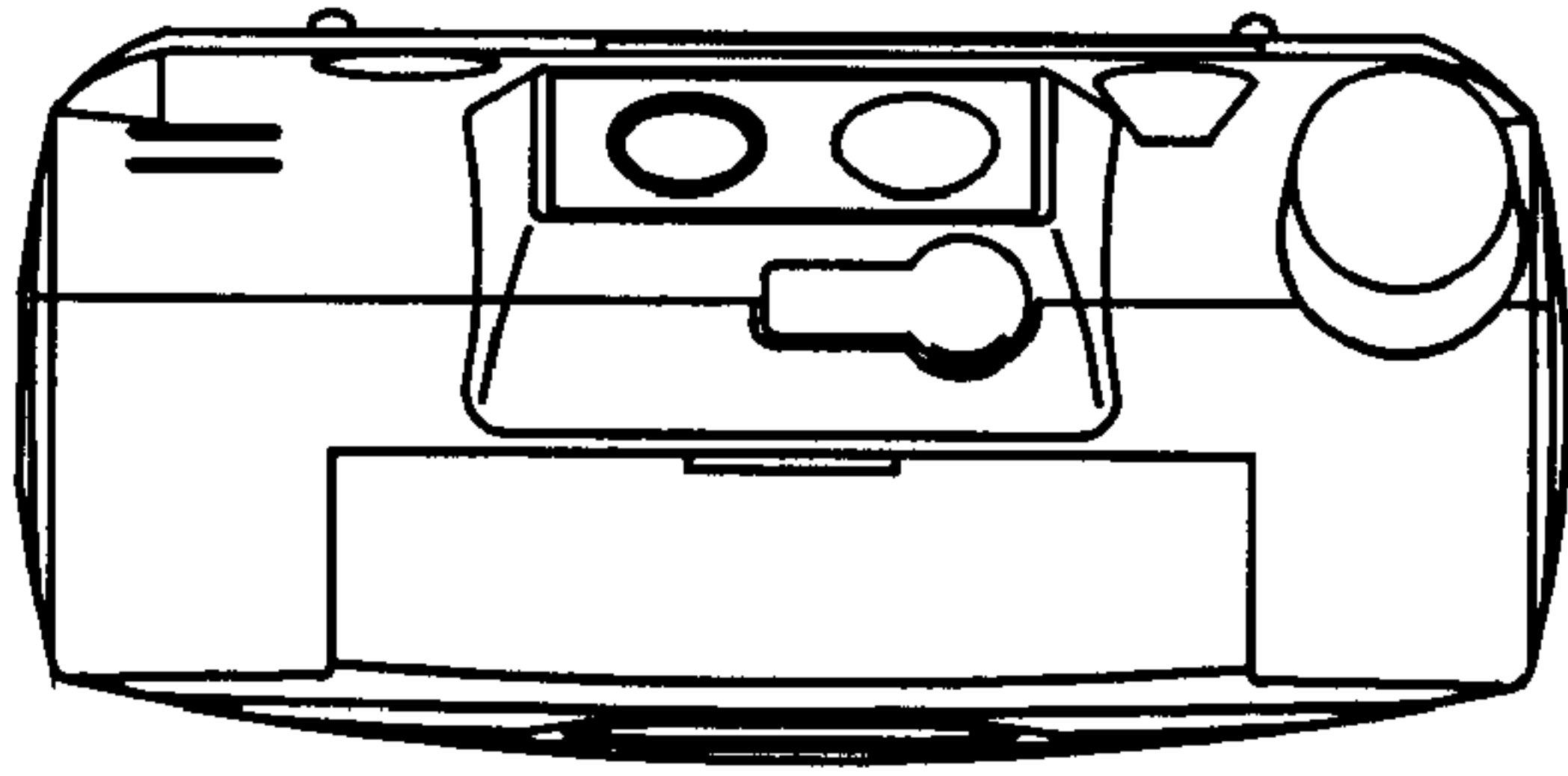


FIG.7

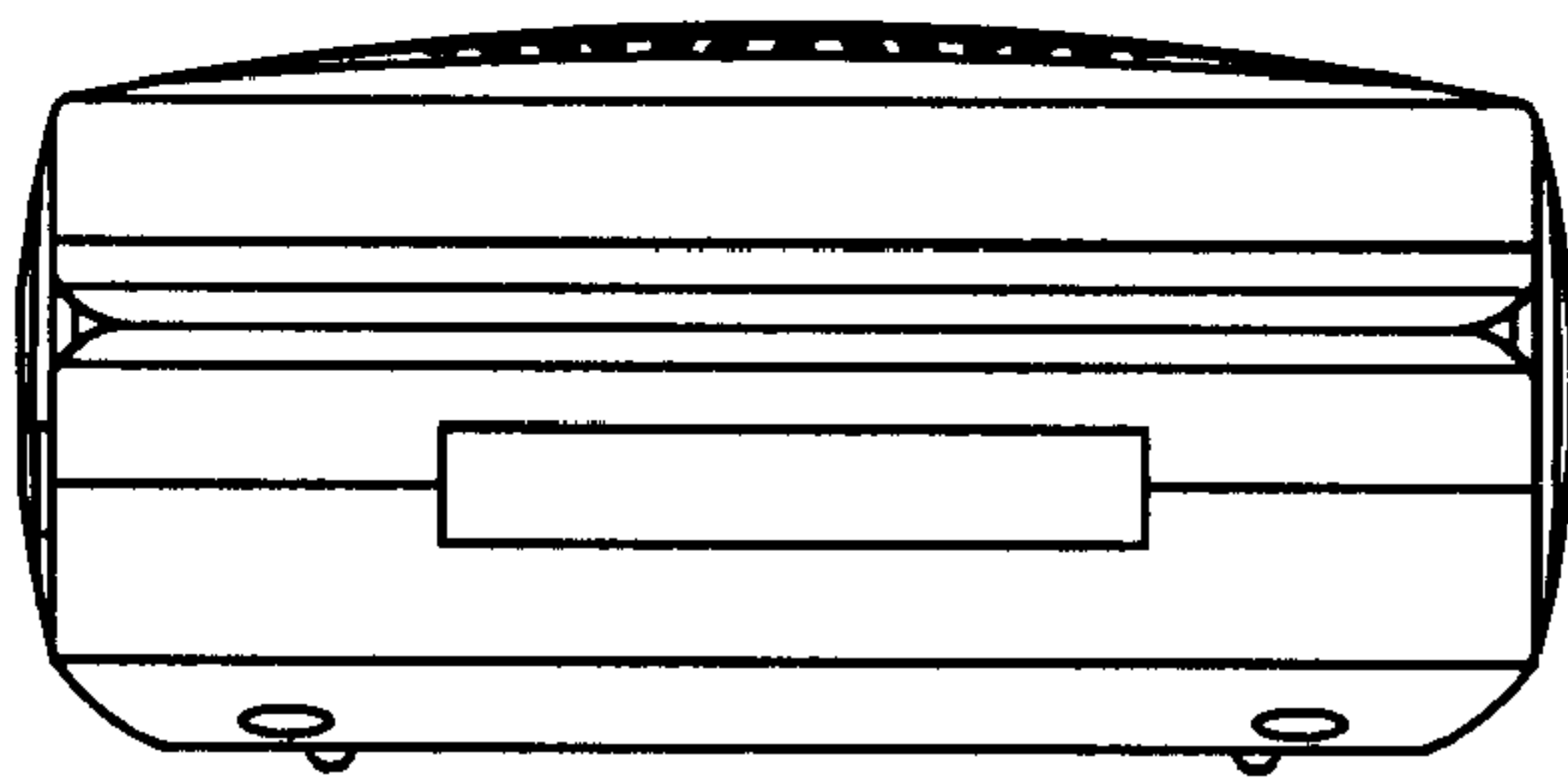


FIG. 8

