



US00D487439S

(12) **United States Design Patent**
Arnholt et al.

(10) **Patent No.:** **US D487,439 S**
(45) **Date of Patent:** **** Mar. 9, 2004**

(54) **HOUSING FOR A COMMUNICATION DEVICE OR SIMILAR ARTICLES**

(75) Inventors: **Christopher A. Arnholt**, Highland Park, IL (US); **Paul M. Pierce**, Grayslake, IL (US); **Joel Soto**, Maywood, IL (US); **Yu-Tsung Wei**, Beijing (CN)

(73) Assignee: **Motorola, Inc.**, Schaumburg, IL (US)

(**) Term: **14 Years**

(21) Appl. No.: **29/176,104**

(22) Filed: **Feb. 18, 2003**

(51) **LOC (7) Cl.** **14-03**

(52) **U.S. Cl.** **D14/138**

(58) **Field of Search** D14/137, 138, D14/218, 147-148, 247-248, 144, 341-347; 379/433.01-433.13, 419, 434, 428.01-428.04, 420.01-420.04, 440; 455/550.1-90.3; D21/517

(56) **References Cited**

U.S. PATENT DOCUMENTS

D419,991 S	*	2/2000	Park	D14/138
D421,982 S	*	3/2000	Nagele et al.	D14/138
D425,503 S	*	5/2000	Nagele et al.	D14/138
6,065,187 A	*	5/2000	Mischenko	16/341
D429,707 S	*	8/2000	Park	D14/138
D445,411 S	*	7/2001	Kim et al.	D14/138
D447,741 S	*	9/2001	Lee et al.	D14/138
D449,284 S	*	10/2001	Kim et al.	D14/138
D455,135 S	*	4/2002	Hyun	D14/138
D455,414 S	*	4/2002	Lee et al.	D14/138
D456,792 S	*	5/2002	Lee et al.	D14/138
D458,594 S	*	6/2002	Jang	D14/138
D459,322 S	*	6/2002	Hyun	D14/138
D459,330 S	*	6/2002	Suzuki et al.	D14/138
6,453,045 B1	*	9/2002	Zurek et al.	379/433.02
D465,466 S	*	11/2002	Hyun	D14/138

D468,282 S	*	1/2003	Chen	D14/138
D468,283 S	*	1/2003	Hong et al.	D14/138
D469,070 S	*	1/2003	Lee	D14/138
D475,358 S	*	6/2003	Wang et al.	D14/138
D475,689 S	*	6/2003	Shimazu et al.	D14/138
D475,986 S	*	6/2003	Ng et al.	D14/138
D476,968 S	*	7/2003	Yokoyama	D14/138
D477,295 S	*	7/2003	Chung	D14/138
D477,296 S	*	7/2003	Minamide	D14/138
D477,581 S	*	7/2003	Iijima et al.	D14/138
D481,696 S	*	11/2003	Wei	D14/138
2002/0146989 A1	*	10/2002	Moriki	455/550.1
2003/0083023 A1	*	5/2003	Chang et al.	455/90.1
2003/0096582 A1	*	5/2003	Kim	455/90.1

FOREIGN PATENT DOCUMENTS

JP 360331 * 12/2002

OTHER PUBLICATIONS

“J-phone” Sanyo J-SA03 dated Jul. 25, 2001.*

* cited by examiner

Primary Examiner—Jeffrey Asch

(74) *Attorney, Agent, or Firm*—Randall S. Vaas

(57) **CLAIM**

The ornamental design for a housing for a communication device or similar articles, substantially as shown.

DESCRIPTION

FIG. 1 is a front, bottom and first side perspective view of an ornamental design for a housing for a communication device or similar articles.

FIG. 2 is a first side orthogonal view of FIG. 1.

FIG. 3 is a front orthogonal view of FIG. 1.

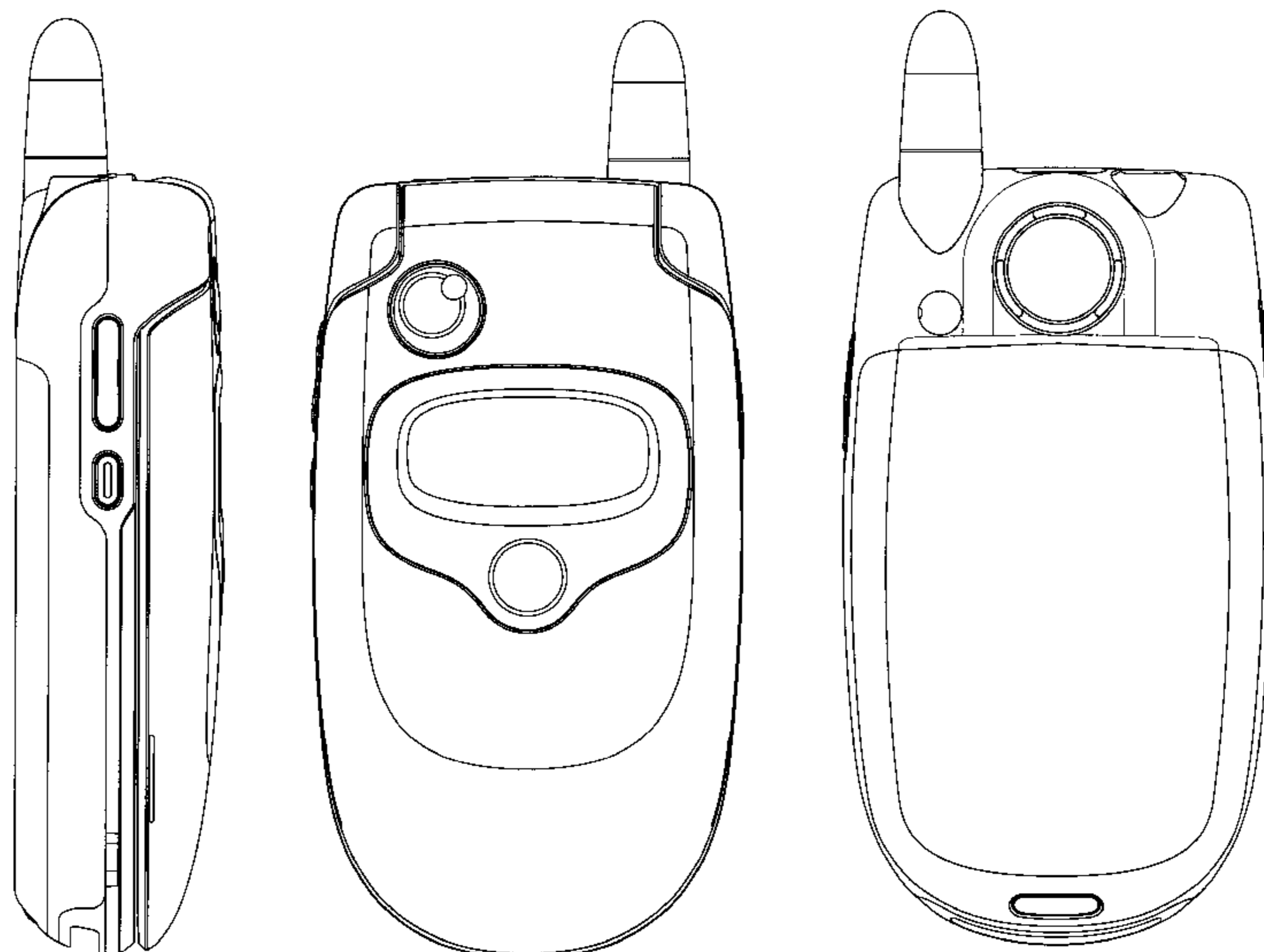
FIG. 4 is a bottom plan view of FIG. 1.

FIG. 5 is a top plan view of FIG. 1.

FIG. 6 is a second side orthogonal view of FIG. 1; and,

FIG. 7 is a rear orthogonal view of FIG. 1.

1 Claim, 3 Drawing Sheets



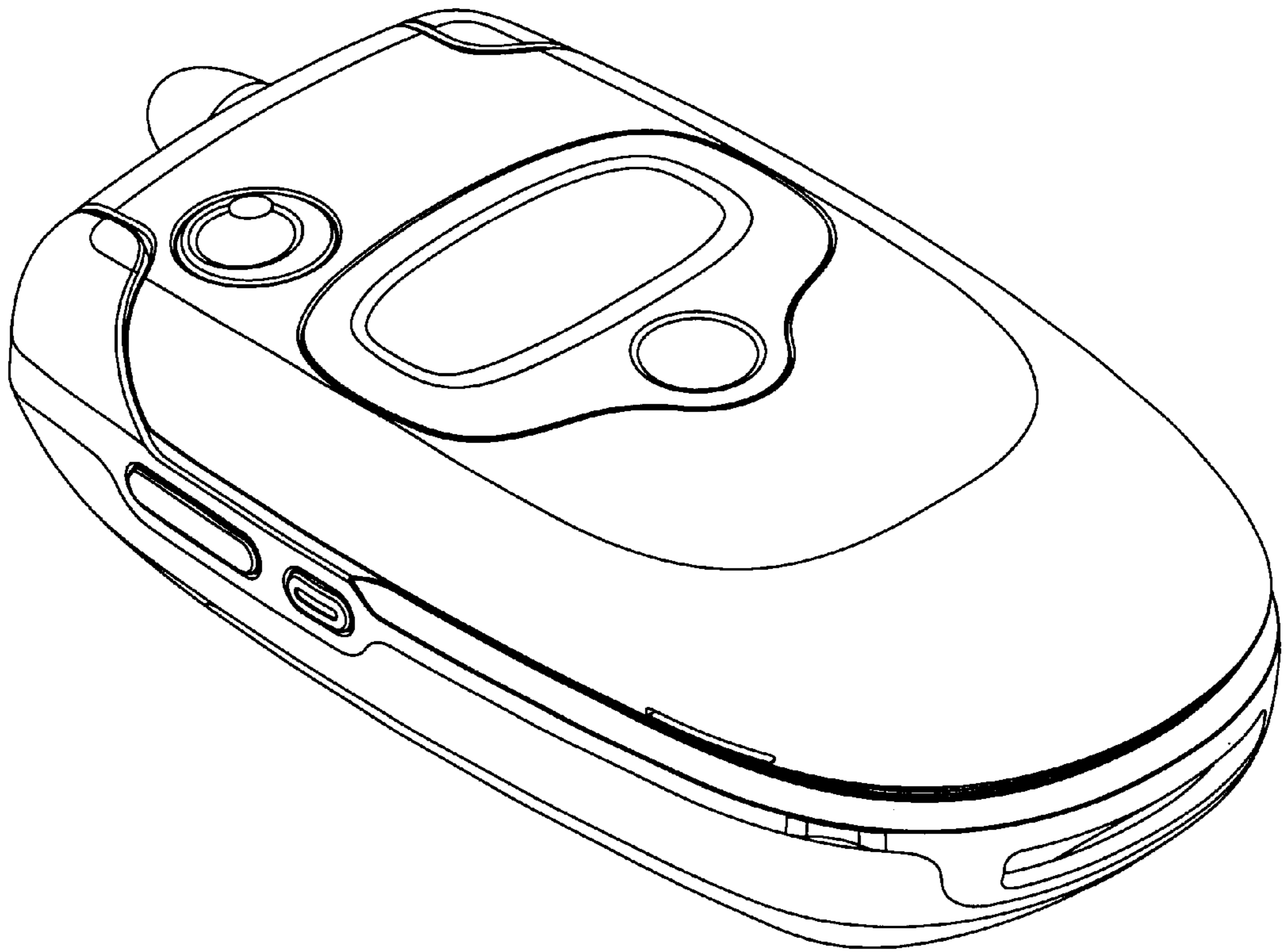


FIG. 1

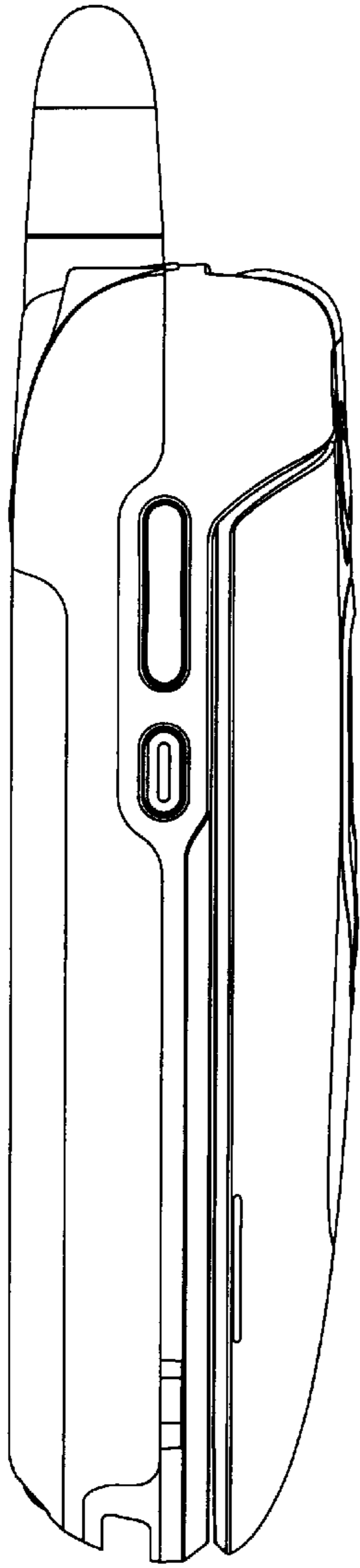


FIG. 2

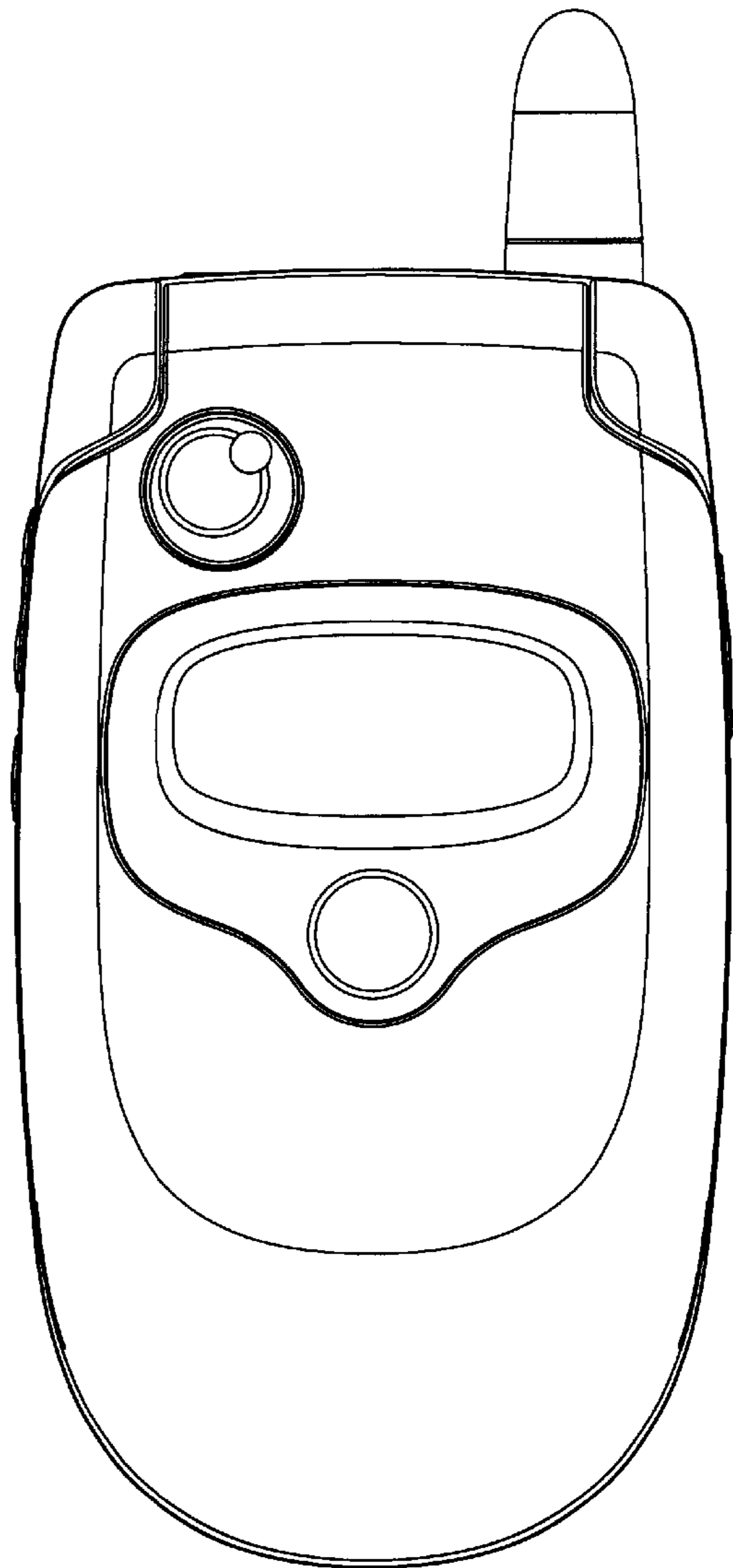


FIG. 3




FIG. 4

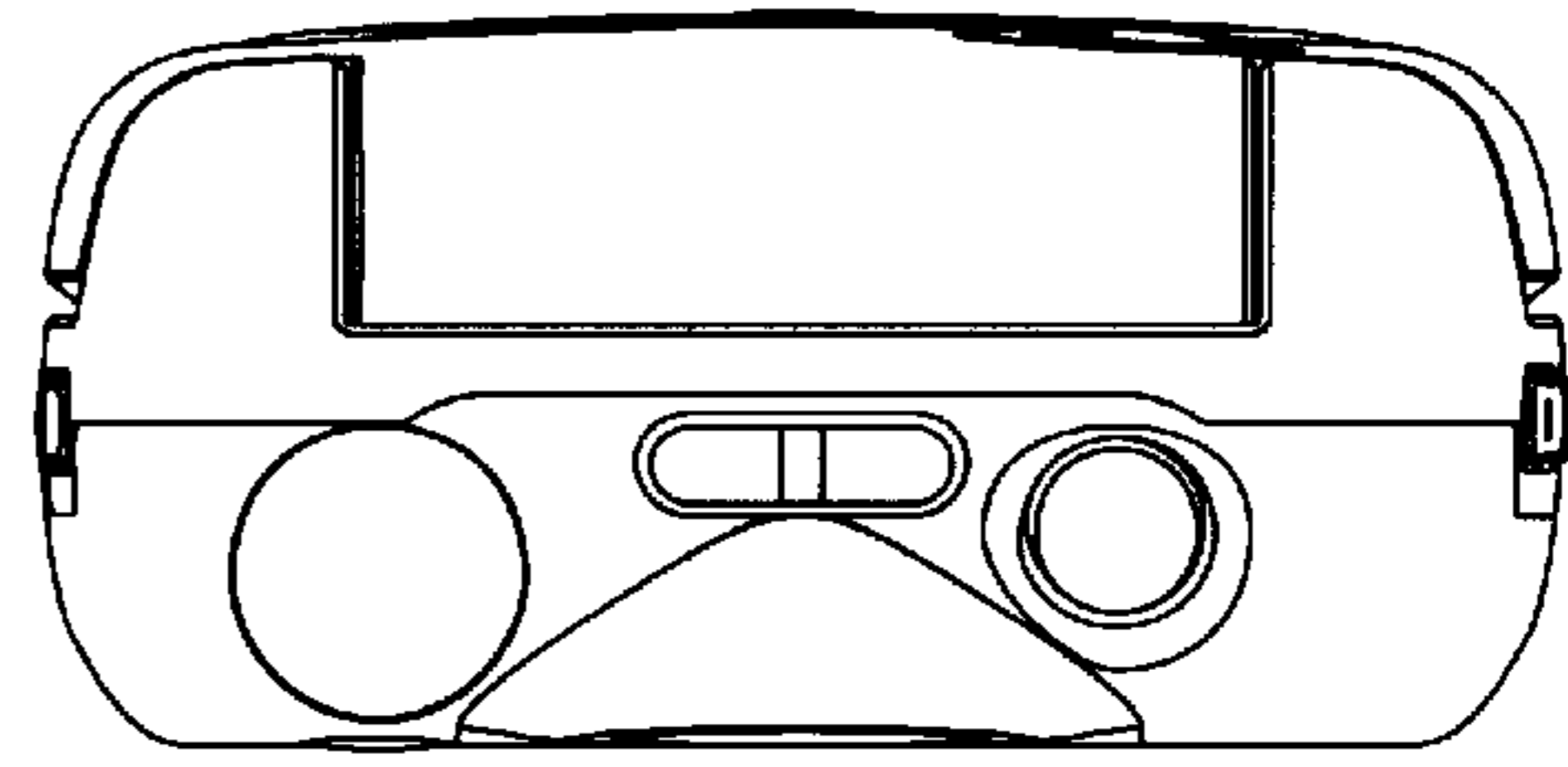


FIG. 5

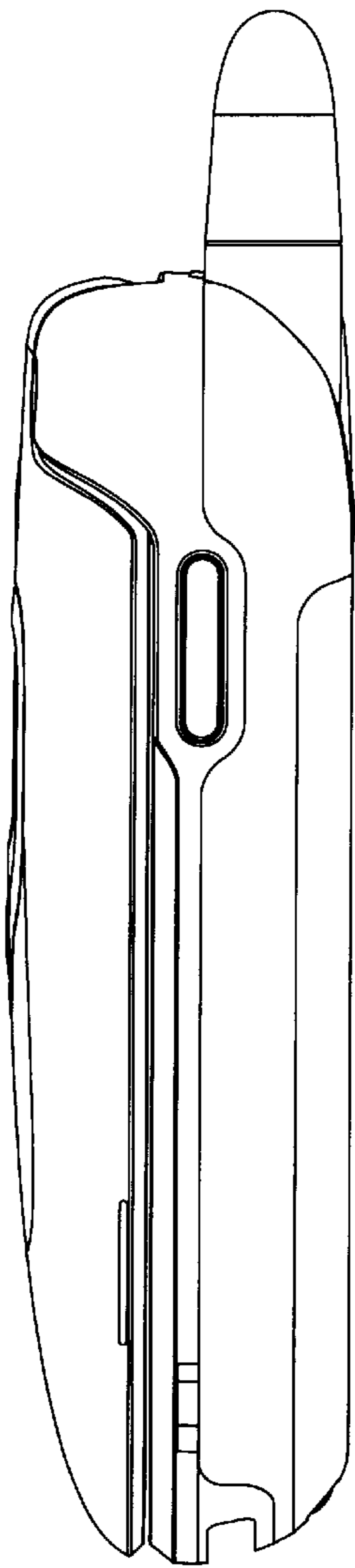


FIG. 6

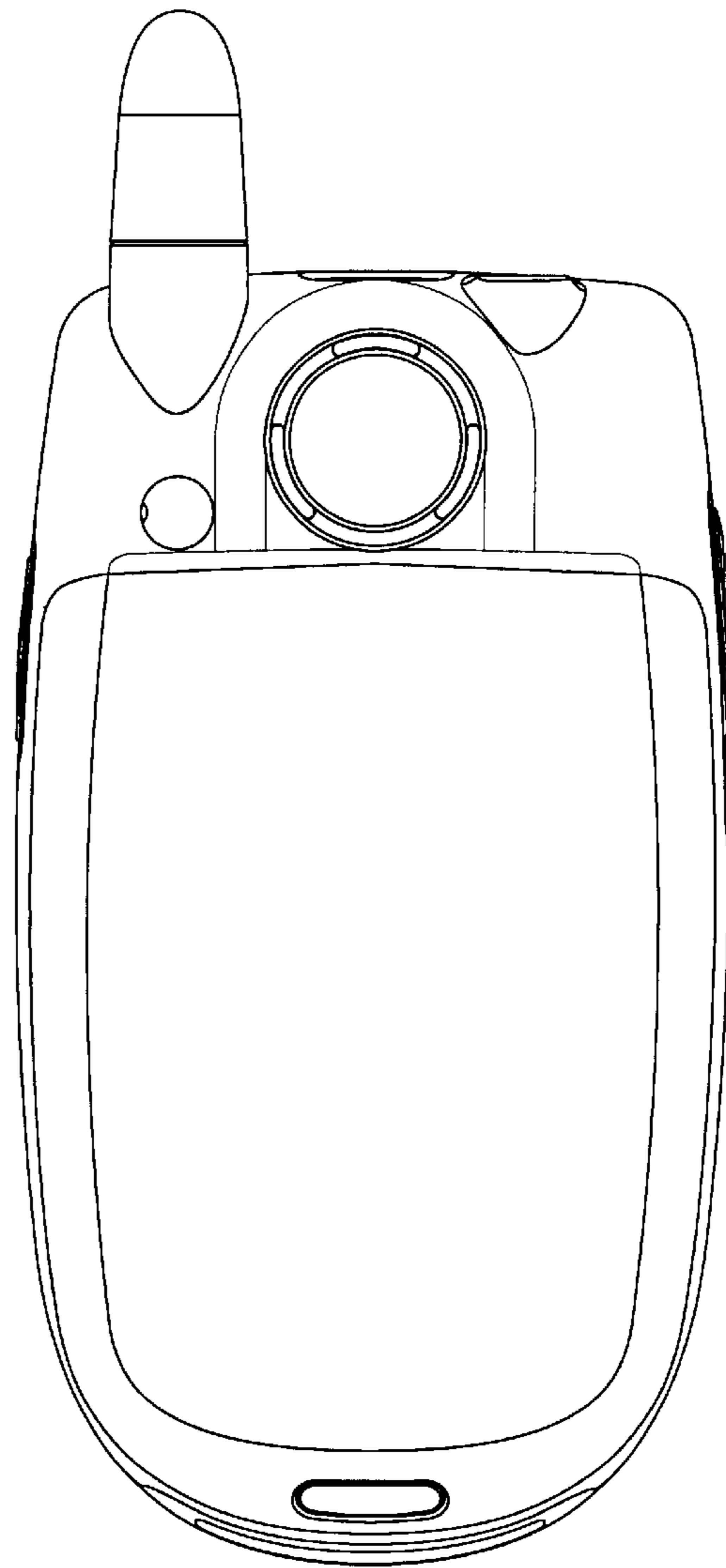


FIG. 7