



US00D487421S

(12) **United States Design Patent**
Cassell et al.

(10) **Patent No.:** **US D487,421 S**

(45) **Date of Patent:** **** Mar. 9, 2004**

(54) **GRAB HANDLE FOR A PERSONAL WATERCRAFT**

(75) Inventors: **Shannon Cassell**, Palm Bay, FL (US);
Tom Bucaccio, Grant, FL (US); **Greg Martin**, Melbourne Beach, FL (US)

(73) Assignee: **Bombardier Inc.**, Valcourt (CA)

(**) Term: **14 Years**

(21) Appl. No.: **29/183,609**

(22) Filed: **Jun. 16, 2003**

Related U.S. Application Data

(62) Division of application No. 29/161,065, filed on May 23, 2002.

(51) **LOC (7) Cl.** **12-06**

(52) **U.S. Cl.** **D12/307**

(58) **Field of Search** D12/300, 307,
D12/317; 114/270-271

(56) **References Cited**

U.S. PATENT DOCUMENTS

D340,221 S 10/1993 Krieger et al. D12/307

D342,052 S 12/1993 Schoell et al. D12/307

D343,160 S 1/1994 LaPointe D12/307

D359,469 S 6/1995 Yoshida et al. D12/307

5,619,950 A * 4/1997 Ikeda 114/363

D399,182 S * 10/1998 Lapointe et al. D12/307

* cited by examiner

Primary Examiner—Holly Baynham

(74) *Attorney, Agent, or Firm*—Pillsbury Winthrop LLP

(57) **CLAIM**

The ornamental design for a grab handle for a personal watercraft, as shown and described.

DESCRIPTION

FIG. 1 is a perspective view of a grab handle for a personal watercraft according to our design;

FIG. 2 is a rear view thereof;


FIG. 3 is a left side view thereof;

FIG. 4 is a right side view thereof; and,

FIG. 5 is a top view thereof.

Throughout the figures, broken lines showing structure are for illustrative purposes only and form no part of the claimed design.

1 Claim, 5 Drawing Sheets



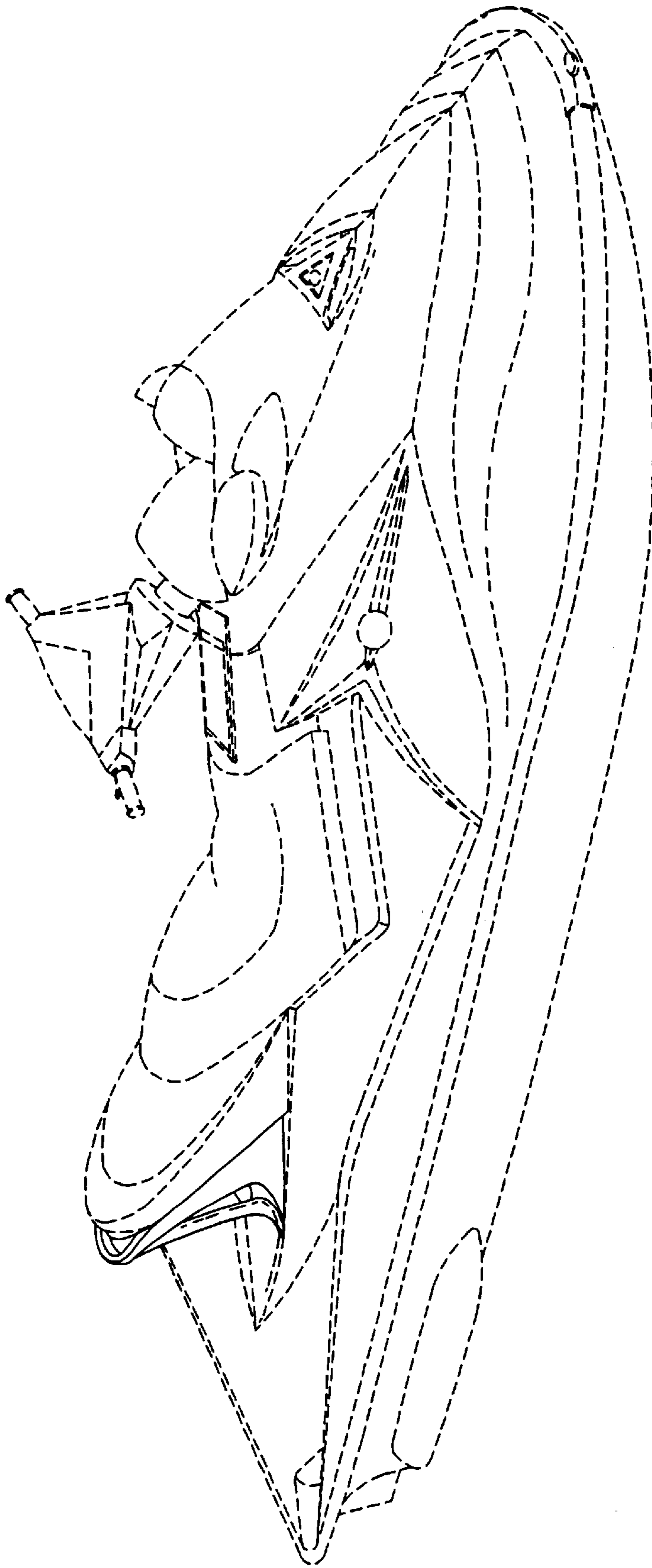


FIG. 1

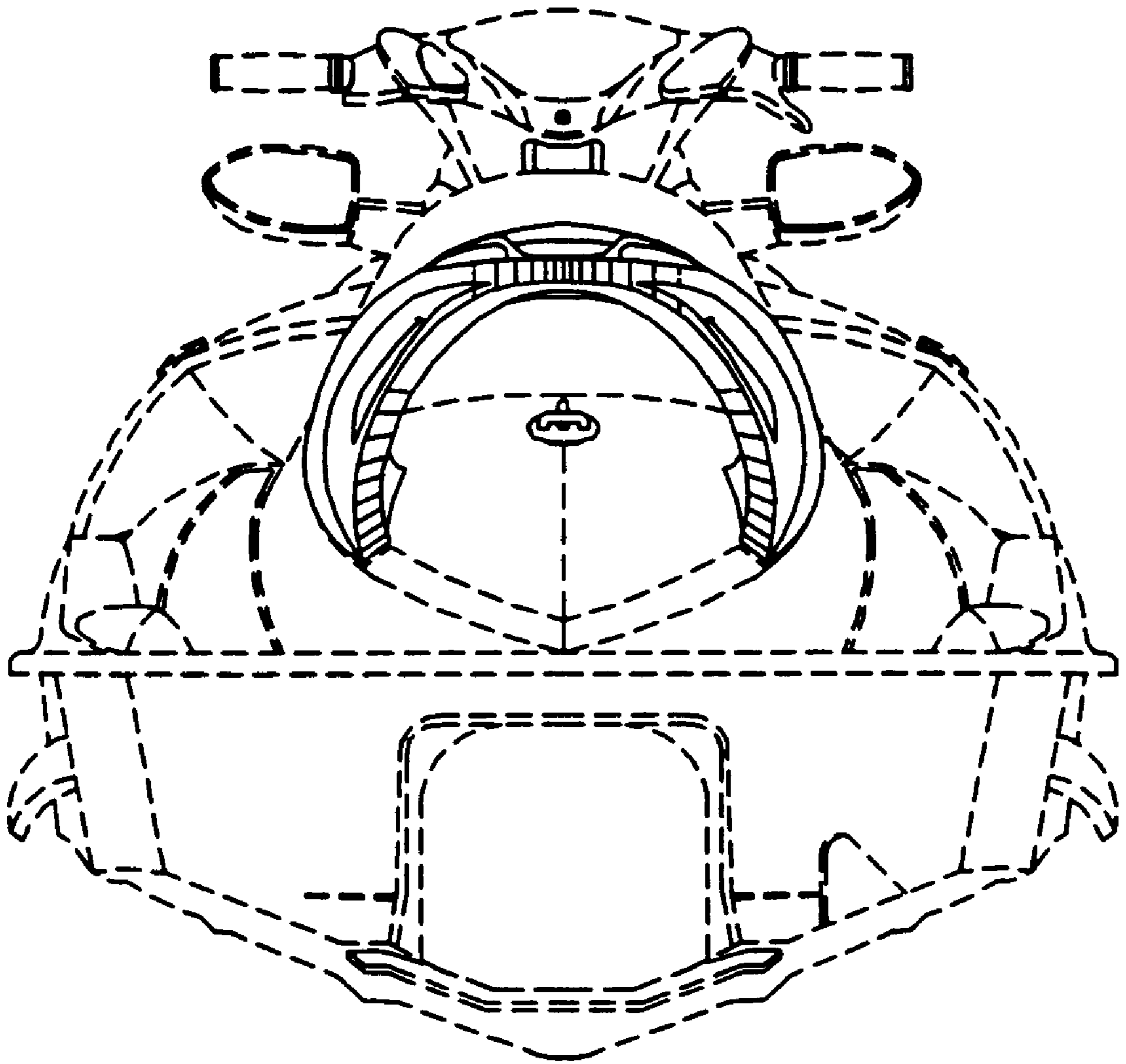


FIG. 2

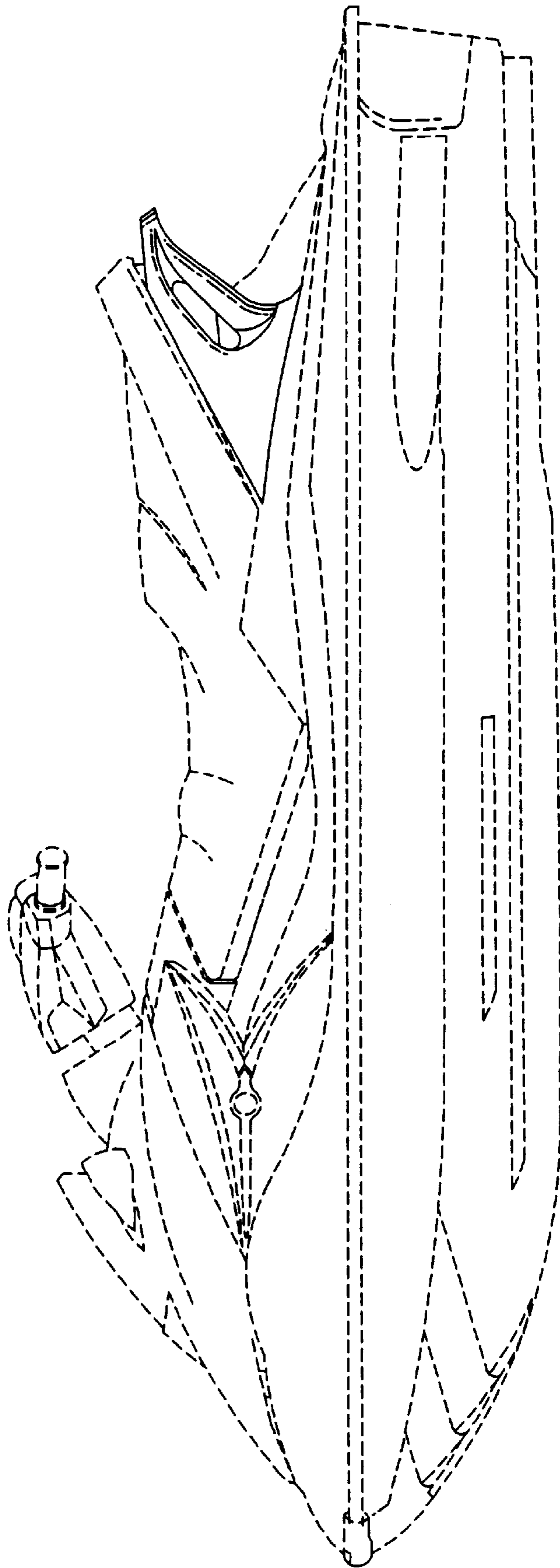


FIG. 3

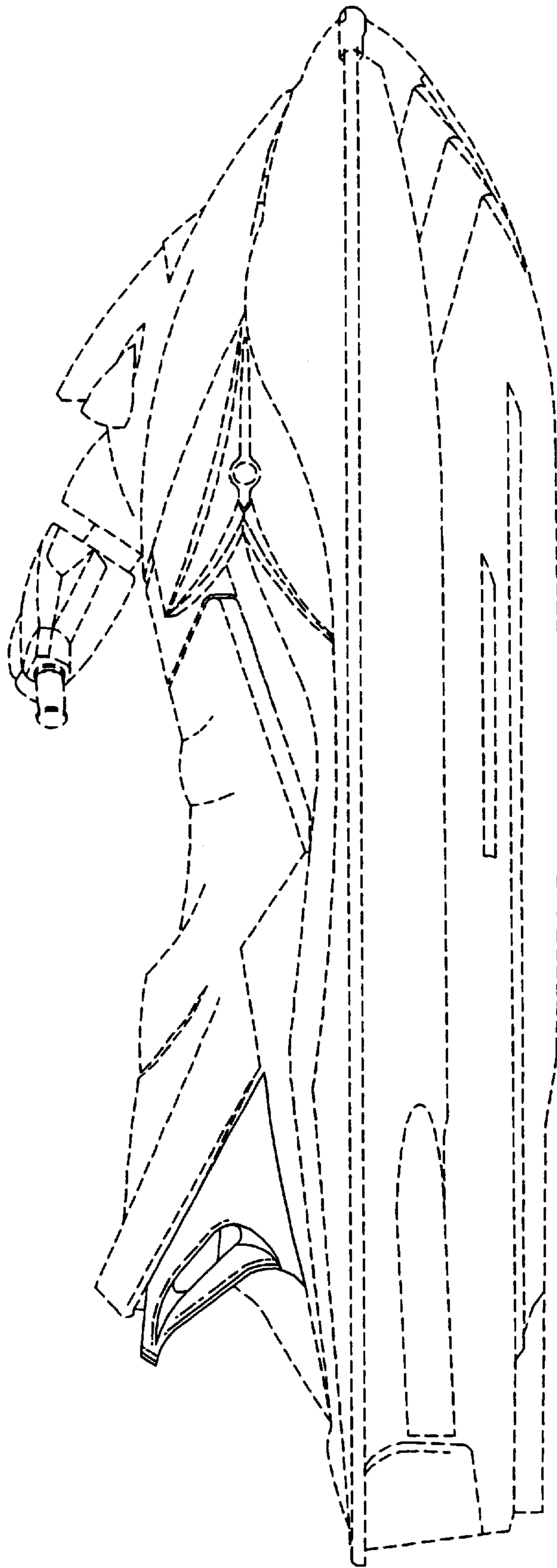


FIG. 4

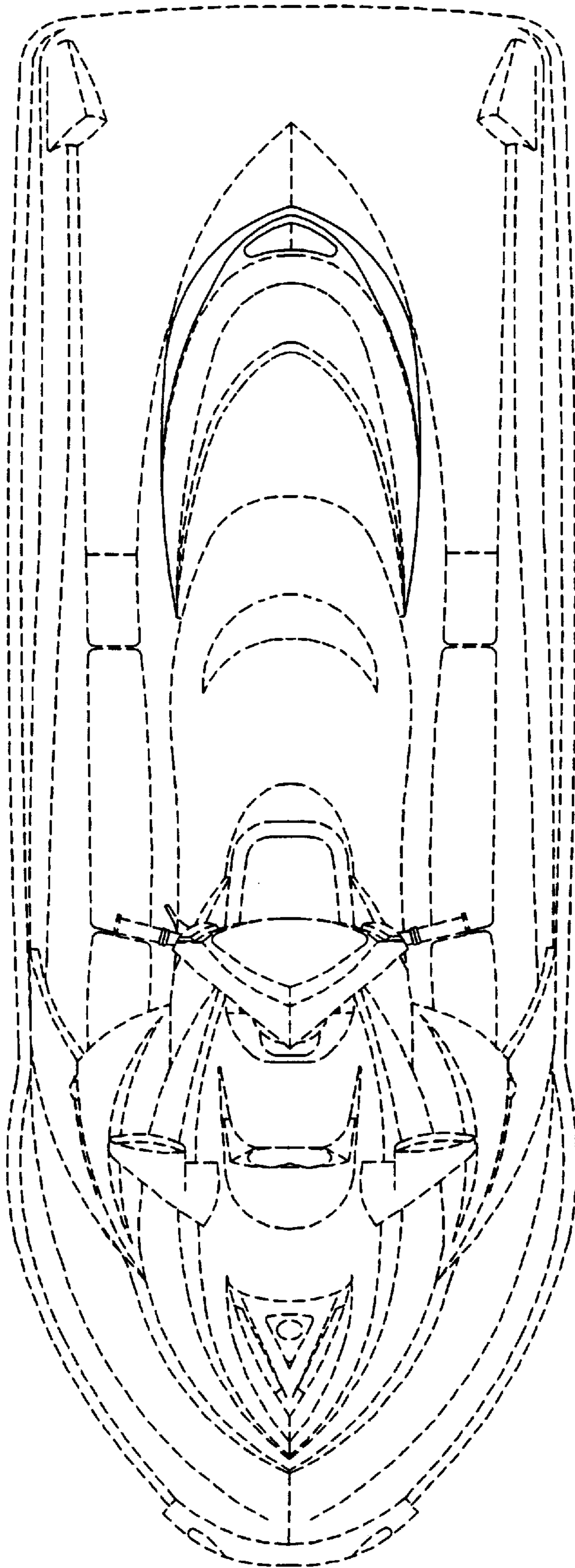


FIG. 5