



US00D487415S

(12) **United States Design Patent**  
**Wakao et al.**

(10) **Patent No.:** **US D487,415 S**

(45) **Date of Patent:** **\*\* Mar. 9, 2004**

(54) **PASSENGER CAR**

**FOREIGN PATENT DOCUMENTS**

(75) Inventors: **Fumio Wakao**, Tokyo (JP); **Nakahisa Ide**, Tokyo (JP)

JP	1044051	7/1999
JP	1044051 (1)	11/1999
JP	1044051 (2)	11/1999

(73) Assignee: **Fuji Jukogyo Kabushiki Kaisha**, Tokyo (JP)

\* cited by examiner

(\*\*) Term: **14 Years**

*Primary Examiner*—Melody N. Brown

(74) *Attorney, Agent, or Firm*—McGinn & Gibb, PLLC

(21) Appl. No.: **29/180,696**

(57) **CLAIM**

(22) Filed: **Apr. 30, 2003**

The ornamental design for a passenger car, as shown and described.

(51) **LOC (7) Cl.** ..... **12-08**

(52) **U.S. Cl.** ..... **D12/91**

(58) **Field of Search** ..... D12/90–92, 86;  
296/185

**DESCRIPTION**

(56) **References Cited**

**U.S. PATENT DOCUMENTS**

D395,259 S	*	6/1998	Ohsawa et al.	.....	D12/91
D407,349 S	*	3/1999	Murakami et al.	.....	D12/91
D450,012 S	*	11/2001	Matei	.....	D12/91
D476,269 S	*	6/2003	Suzuki et al.	.....	D12/91
D479,491 S	*	9/2003	Kato et al.	.....	D12/91

FIG. 1 is a front perspective view of a passenger car showing our new design;  
FIG. 2 is a back perspective view thereof;  
FIG. 3 is a front view thereof;  
FIG. 4 is a rear thereof;  
FIG. 5 is a top plan view thereof;  
FIG. 6 is a right side view thereof; and,  
FIG. 7 is a left side view thereof.

**1 Claim, 4 Drawing Sheets**




FIG. 1




FIG. 2




FIG. 3




FIG. 4




FIG. 5

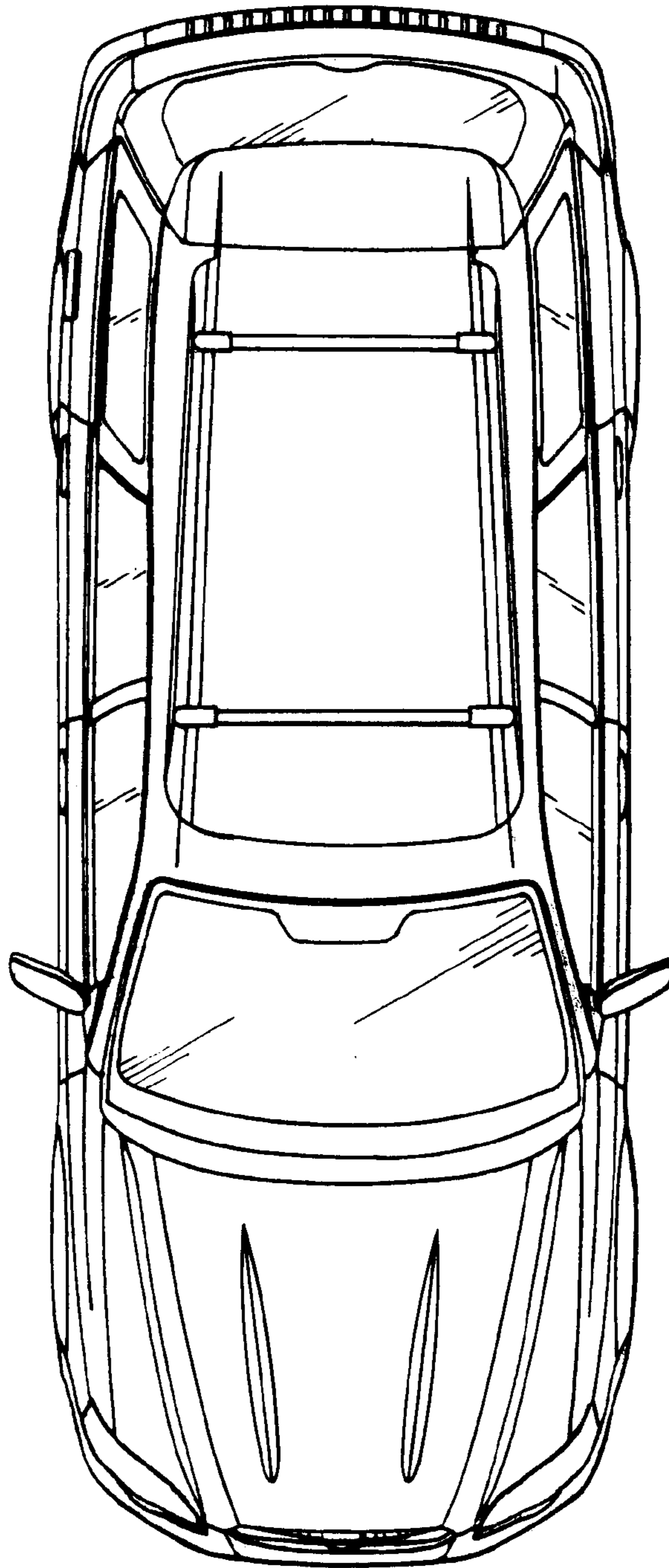


FIG. 6




FIG. 7

