



US00D487411S

(12) **United States Design Patent**  
**Bamminger et al.**

(10) **Patent No.:** **US D487,411 S**  
(45) **Date of Patent:** **\*\* Mar. 9, 2004**

(54) **NATURAL GEMSTONE, ARTIFICIAL GEMSTONE; ORNAMENTAL OBJECT MADE OF GLASS**

(52) **U.S. Cl.** ..... **D11/90**  
(58) **Field of Search** ..... **D11/1-2, 26-29, D11/89-92; 63/26-28, 32**

(75) **Inventors:** **Wolfgang Bamminger, Schwaz (AT); Herbert Öfner, Wattens (AT); Michael Winter, Schwaz (AT)**

(56) **References Cited**

**U.S. PATENT DOCUMENTS**

2,364,031 A \* 11/1944 Suderov ..... 63/32  
5,462,474 A \* 10/1995 Hansen ..... 451/41

(List continued on next page.)

**FOREIGN PATENT DOCUMENTS**

CZ 28710 5/1999

*Primary Examiner*—Ralf Seifert

(74) *Attorney, Agent, or Firm*—Wenderoth, Lind & Ponack, L.L.P.

(73) **Assignee:** **Swarovski Aktiengesellschaft, Triesen (LI)**

(\*\*) **Term:** **14 Years**

(21) **Appl. No.:** **29/181,475**

(22) **Filed:** **May 13, 2003**

**Related U.S. Application Data**

(62) **Division of application No. 29/167,193, filed on Sep. 11, 2002.**

(57) **CLAIM**

The ornamental design for a natural gemstone, artificial gemstone; ornamental object made of glass, as shown and described.

(30) **Foreign Application Priority Data**

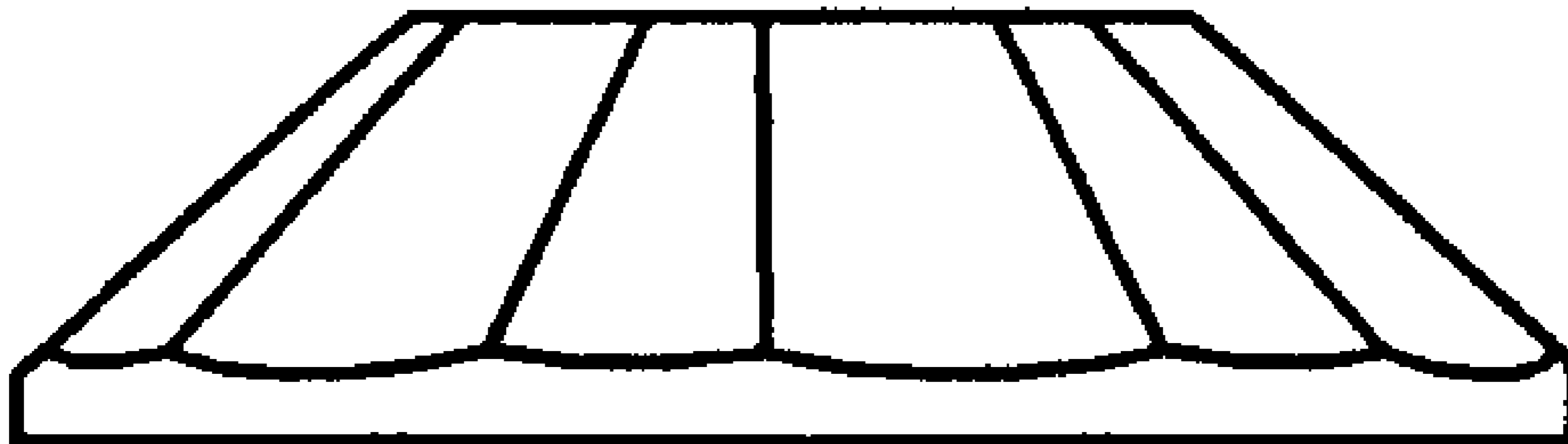
Mar. 13, 2002	(AT)	.....	MU 971/2002
Mar. 13, 2002	(AT)	.....	MU 972/2002
Mar. 13, 2002	(AT)	.....	MU 973/2002
Mar. 13, 2002	(AT)	.....	MU 974/2002
Mar. 13, 2002	(AT)	.....	MU 975/2002
Mar. 13, 2002	(AT)	.....	MU 976/2002
Mar. 13, 2002	(AT)	.....	MU 977/2002
Mar. 13, 2002	(AT)	.....	MU 978/2002
Mar. 13, 2002	(AT)	.....	MU 979/2002
Mar. 13, 2002	(AT)	.....	MU 980/2002
Mar. 13, 2002	(AT)	.....	MU 981/2002
Mar. 13, 2002	(AT)	.....	MU 982/2002
Mar. 13, 2002	(AT)	.....	MU 983/2002
Mar. 13, 2002	(AT)	.....	MU 984/2002
Mar. 13, 2002	(AT)	.....	MU 985/2002
Mar. 13, 2002	(AT)	.....	MU 986/2002
Mar. 13, 2002	(AT)	.....	MU 987/2002
Mar. 13, 2002	(AT)	.....	MU 988/2002
Mar. 13, 2002	(AT)	.....	MU 989/2002
Mar. 13, 2002	(AT)	.....	MU 990/2002
Mar. 13, 2002	(AT)	.....	MU 991/2002
Mar. 13, 2002	(AT)	.....	MU 992/2002
May 3, 2002	(AT)	.....	MU 1452/2002

**DESCRIPTION**

FIG. 1 is a bottom view of a natural gemstone, artificial gemstone, ornamental object made of glass according to a first embodiment of the present invention;  
FIG. 2 is a side view taken from the lower side of FIG. 1;  
FIG. 3 is a side view taken from the upper side of FIG. 1;  
FIG. 4 is a top view of the first embodiment;  
FIG. 5 is a side view taken from the right side of FIG. 4;  
FIG. 6 is a side view taken from the left side of FIG. 4;  
FIG. 7 is a bottom view of a natural gemstone, artificial gemstone, ornamental object made of glass according to a second embodiment of the present invention;  
FIG. 8 is a side view taken from the lower side of FIG. 7;  
FIG. 9 is a side view taken from the upper side of FIG. 7;  
FIG. 10 is a top view of the second embodiment;  
FIG. 11 is a side view taken from the right side of FIG. 10;  
and,  
FIG. 12 is a side view taken from the left side of FIG. 10.

(51) **LOC (7) Cl.** ..... **11-01**

**1 Claim, 2 Drawing Sheets**



# US D487,411 S

Page 2

---

## U.S. PATENT DOCUMENTS

D407,036 S	3/1999	Reisigl		D441,684 S	5/2001	Kavalek	
D409,944 S	5/1999	Reisigl		D442,513 S	5/2001	Kavalek	
D430,503 S	* 9/2000	Kavalek	..... D11/90	D442,881 S	5/2001	Kavalek	
D431,794 S	10/2000	Reisigl		D446,150 S	* 8/2001	Bamminger	..... D11/90
D434,341 S	11/2000	Kavalek		D460,376 S	7/2002	Bamminger et al.	
D434,691 S	12/2000	Swarovski		6,422,039 B2	7/2002	Bamminger et al.	
D435,477 S	12/2000	Kavalek					

\* cited by examiner

Fig. 1




Fig. 2

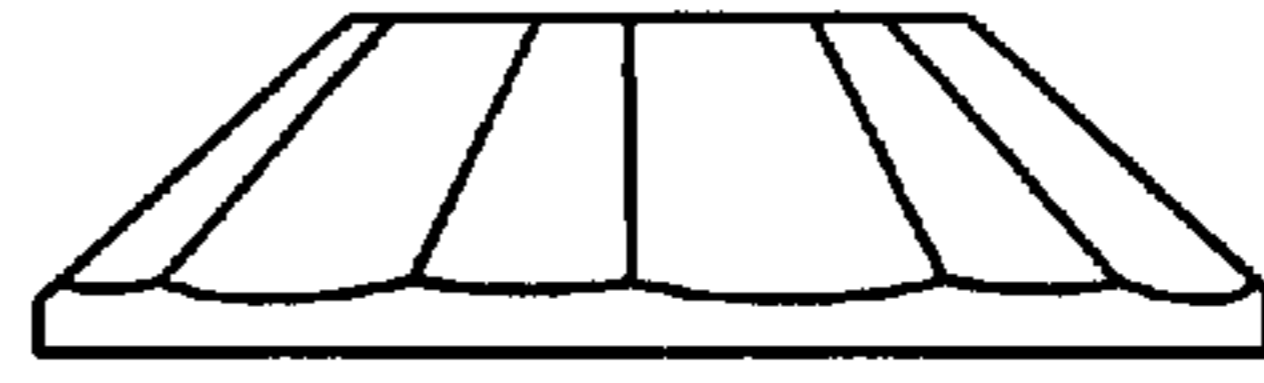


Fig. 3

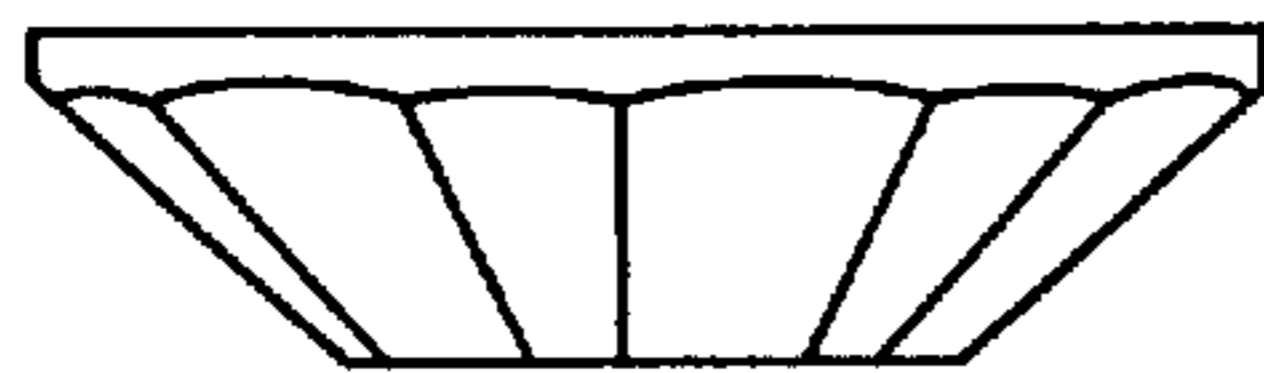


Fig. 4

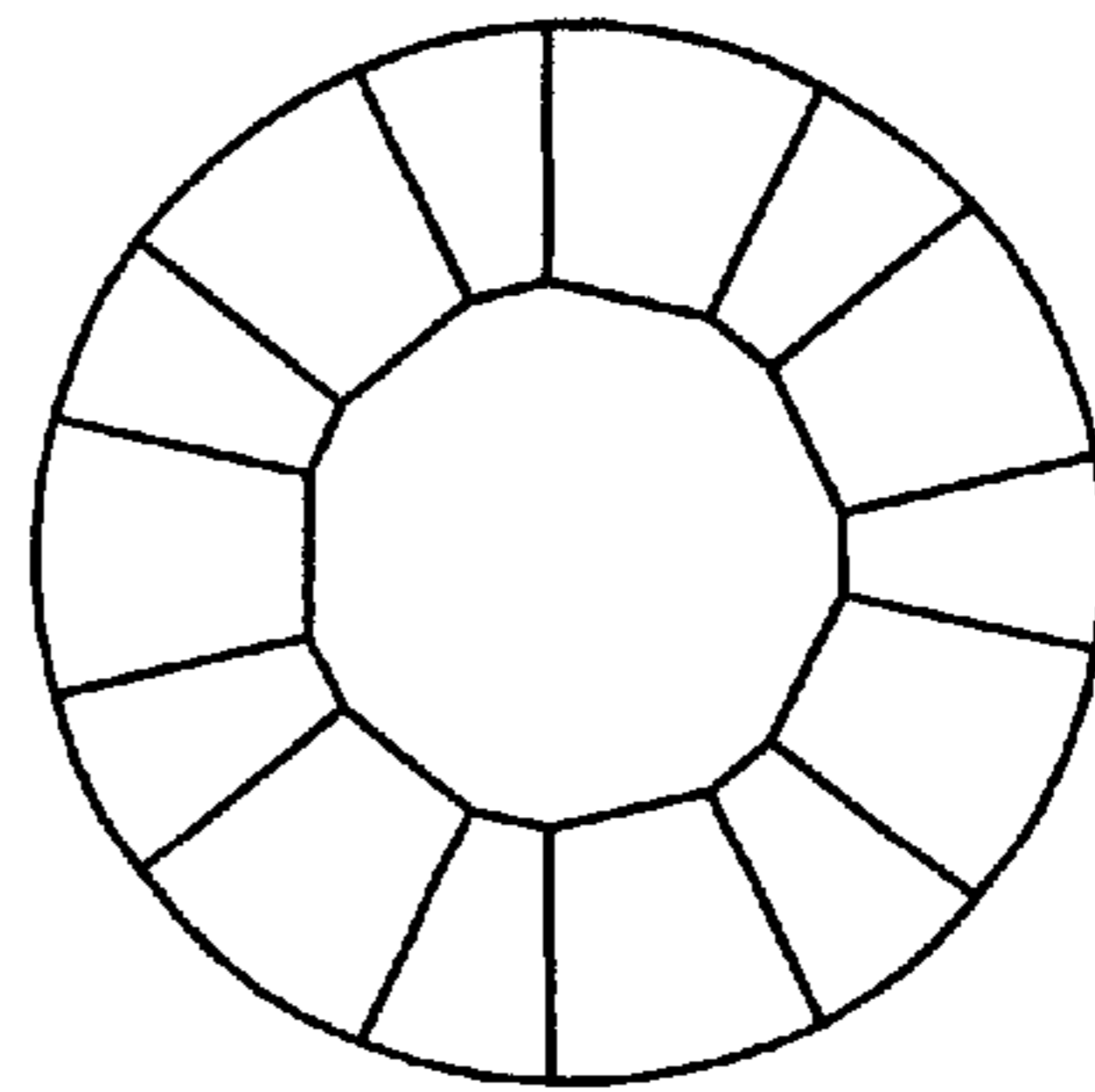


Fig. 5

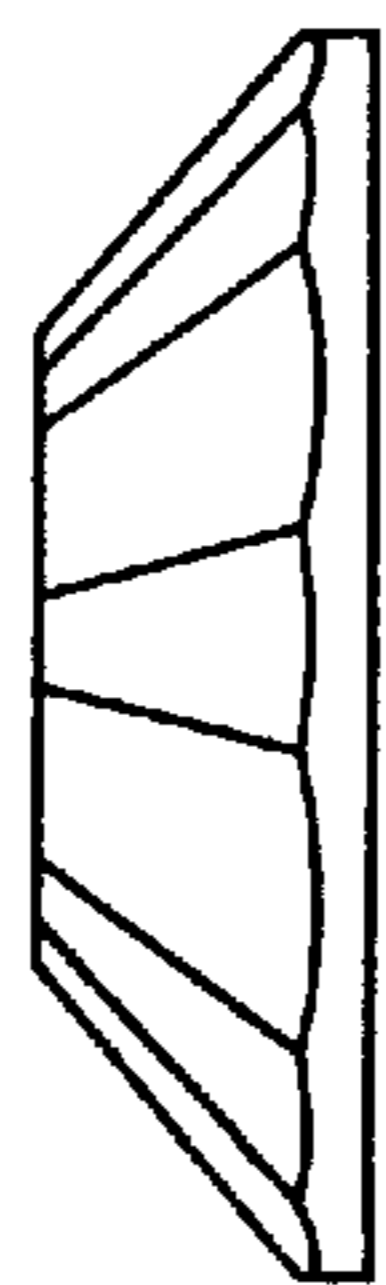


Fig. 6



Fig. 7

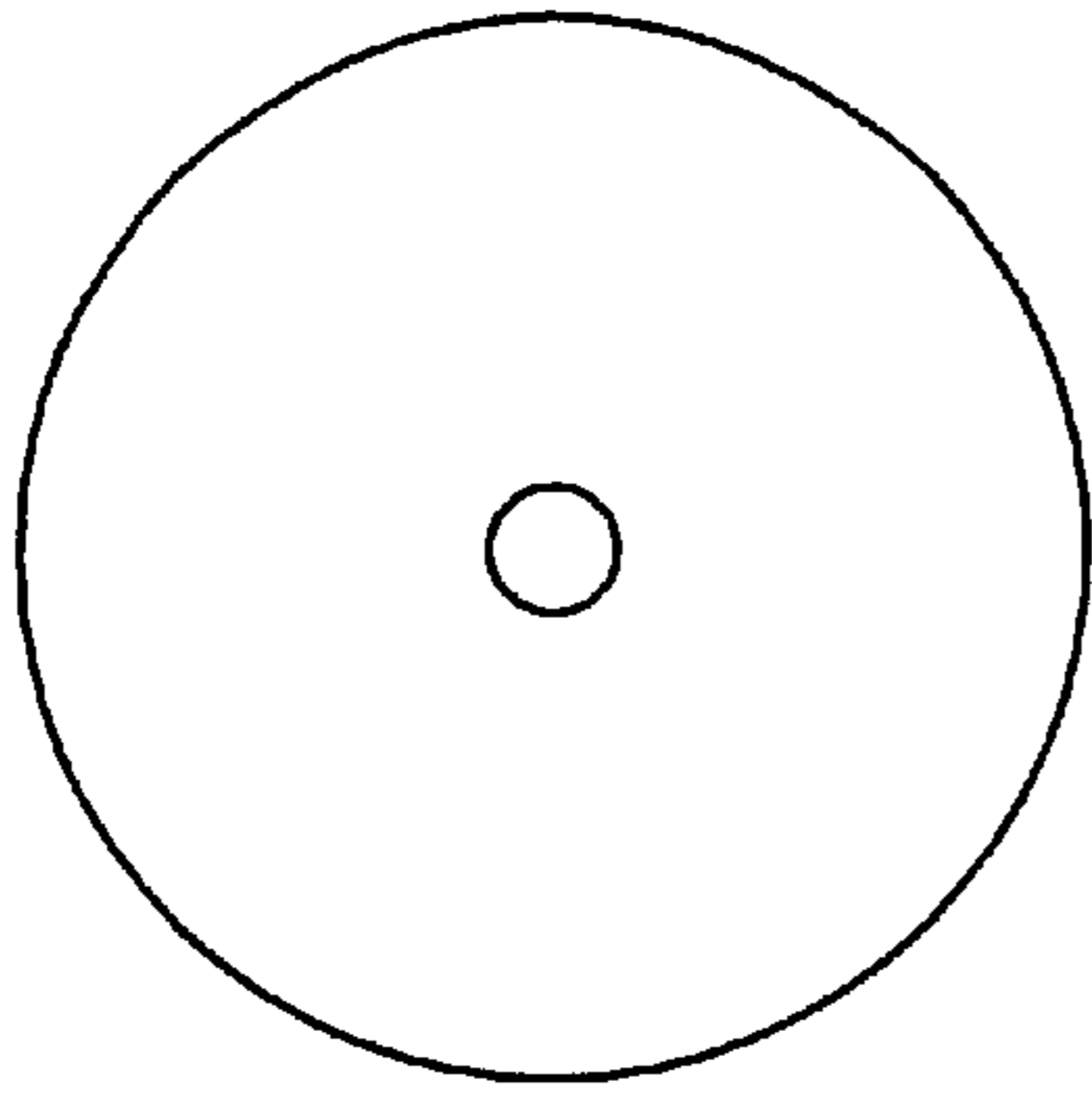


Fig. 8

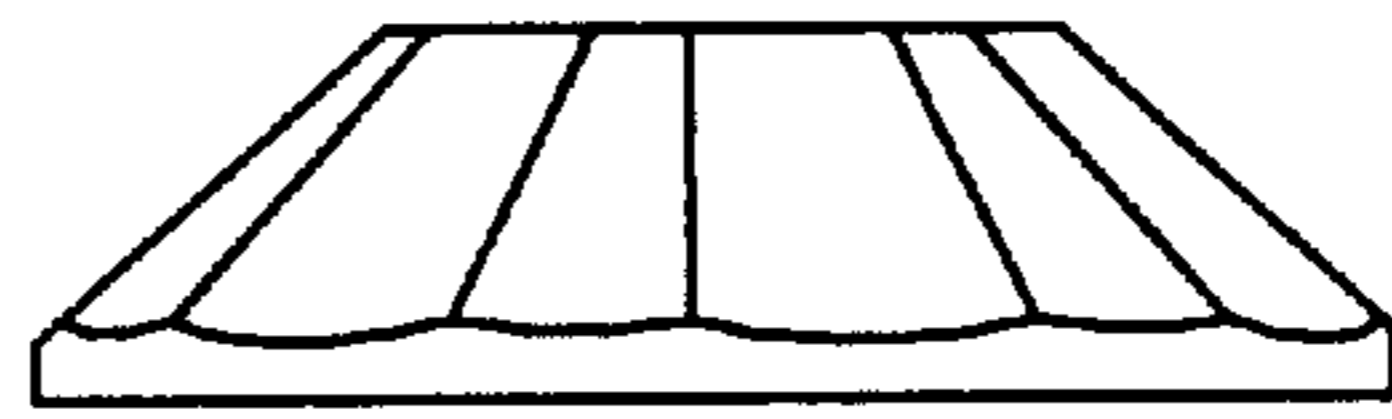


Fig. 10

Fig. 9

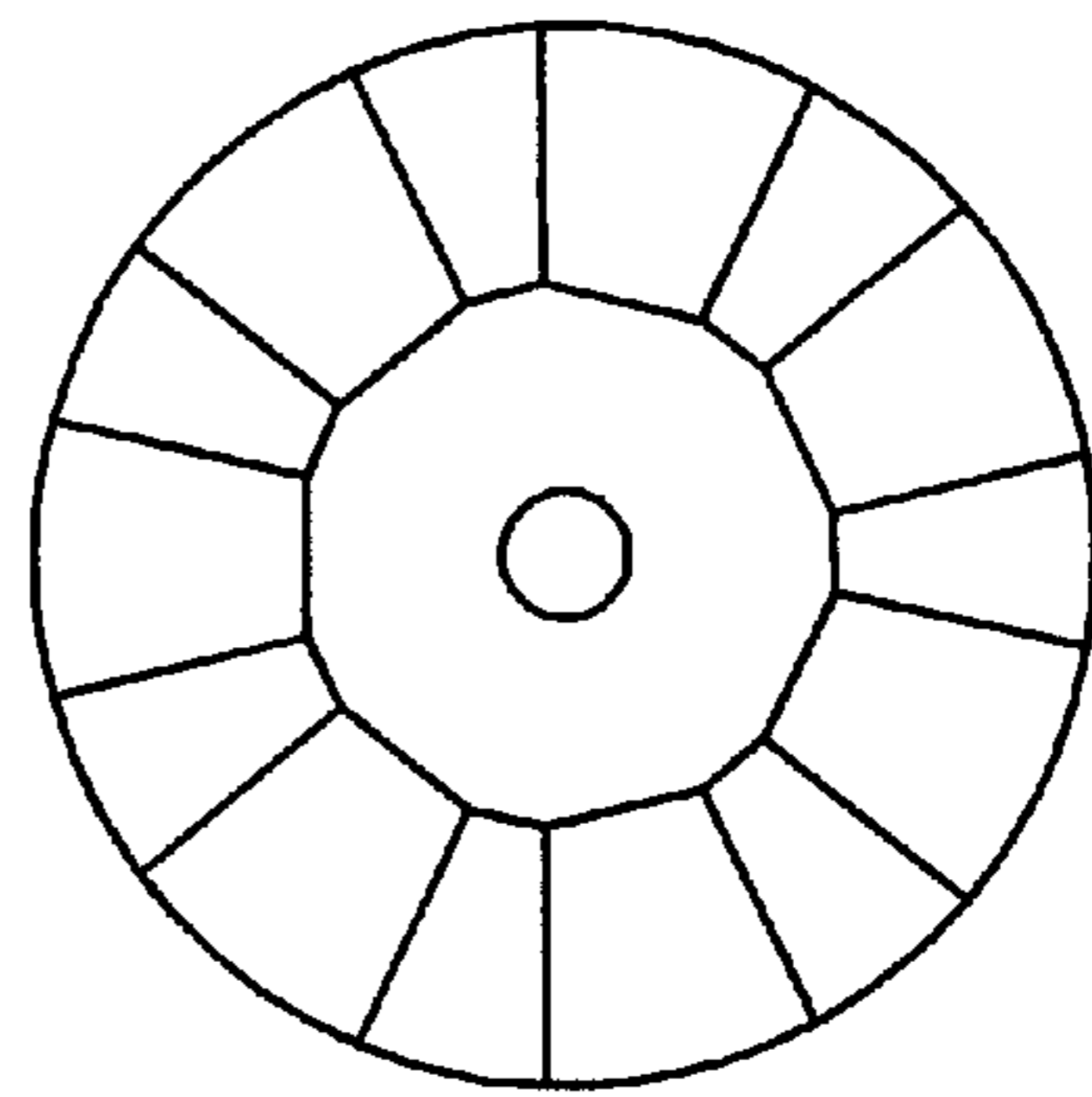
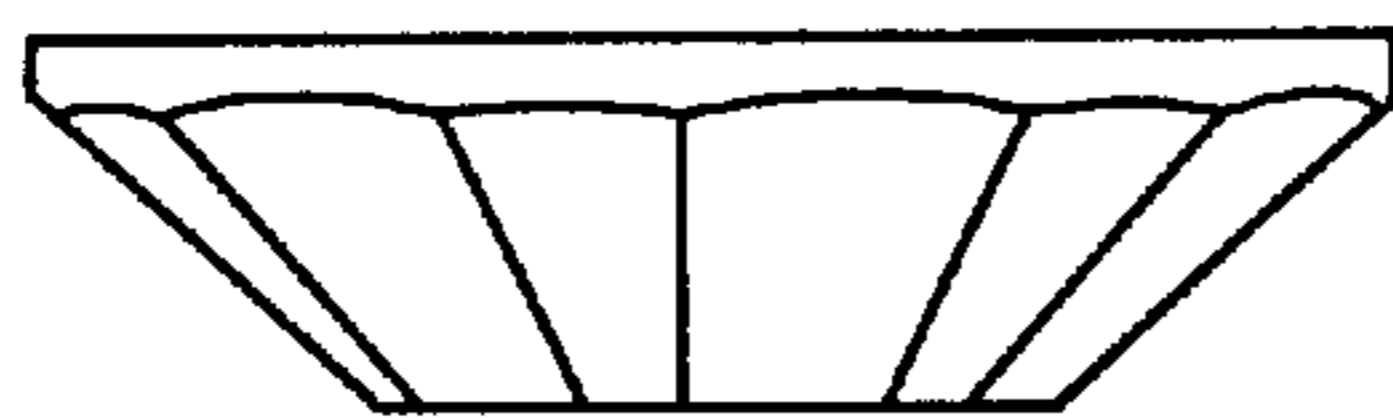


Fig. 12

Fig. 11

