



US00D487388S

(12) **United States Design Patent**  
**Gundlach et al.**

(10) **Patent No.:** **US D487,388 S**

(45) **Date of Patent:** **\*\* Mar. 9, 2004**

(54) **STANDARD HANDLESET ESCUTCHEON**

D347,564 S \* 6/1994 Carsello ..... D8/302

D351,981 S \* 11/1994 Susani et al. .... D8/302

D471,424 S \* 3/2003 Ellis et al. .... D8/301

(75) Inventors: **John D. Gundlach**, Acton, MA (US);  
**Laura Zoerner**, Andover, KS (US)

\* cited by examiner

(73) Assignee: **Schlage Lock Company**, Indianapolis,  
IN (US)

*Primary Examiner*—Adir Aronovich

(74) *Attorney, Agent, or Firm*—Michael Best & Friedrich  
LLP

(\*\*) Term: **14 Years**

(57) **CLAIM**

(21) Appl. No.: **29/170,029**

The ornamental design for a standard handleset escutcheon,  
as shown and described.

(22) Filed: **Oct. 30, 2002**

(51) **LOC (7) Cl.** ..... **08-06**

**DESCRIPTION**

(52) **U.S. Cl.** ..... **D8/302; D8/350**

FIG. 1 is a perspective view of the handleset escutcheon.

(58) **Field of Search** ..... D8/301, 302, 308,  
D8/315, 316, 338, 341, 317; 16/402, 412;  
70/450, 207, 452; 292/357, 336.3

FIG. 2 is top view of the handleset escutcheon.

FIG. 3 is a bottom view of the handleset escutcheon.

FIG. 4 is a front view of the handleset escutcheon; and,

FIG. 5 is a side view of the handleset escutcheon.

(56) **References Cited**

The broken line showing of the environment is for illustrative  
purposes only and forms no part of the claimed design.  
The side view opposite FIG. 5 is a mirror image of FIG. 5  
and is not shown.


**U.S. PATENT DOCUMENTS**


D300,115 S \* 3/1989 Halsted et al. .... D8/302

D300,202 S \* 3/1989 Halsted et al. .... D8/302


D302,103 S \* 7/1989 Halsted et al. .... D8/302

**1 Claim, 2 Drawing Sheets**






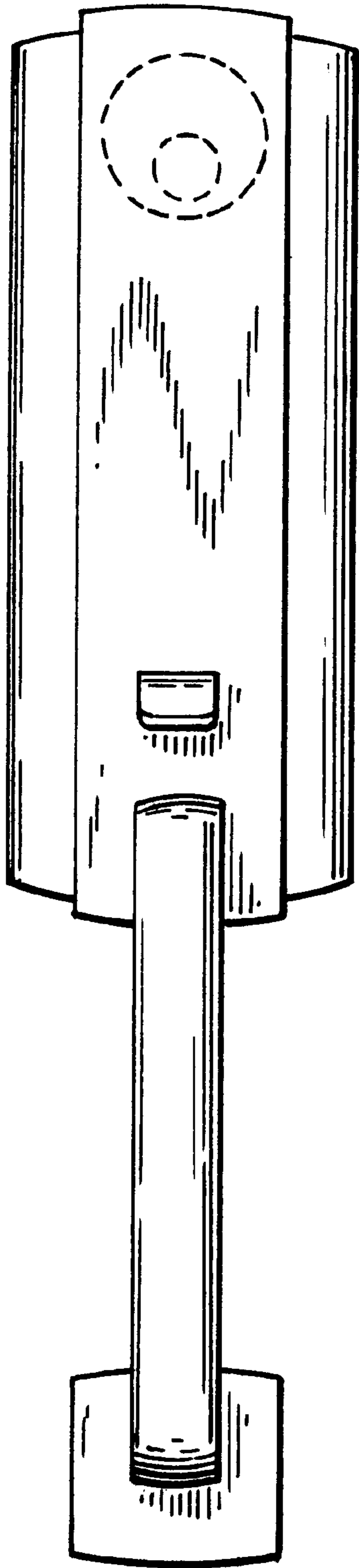
*Fig. 1*




*Fig. 2*



*Fig. 3*



*Fig. 4*



*Fig. 5*