



US00D487383S

(12) **United States Design Patent**
Ng

(10) **Patent No.:** **US D487,383 S**

(45) **Date of Patent:** **** Mar. 9, 2004**

(54) **STICK DRILL**

(75) **Inventor:** **David Wai Wah Ng, Yuen Long (HK)**

(73) **Assignee:** **One World Technologies Limited,**
Hamilton (BM)

(**) **Term:** **14 Years**

(21) **Appl. No.:** **29/176,823**

(22) **Filed:** **Feb. 26, 2003**

(51) **LOC (7) Cl.** **08-01**

(52) **U.S. Cl.** **D8/61**

(58) **Field of Search** D8/61, 62, 68,
D8/70; 73/862.21; 81/57.11, 57.13, 57.14,
57.26, 57.29, 57.39, 57.42, 63.1, 63.2, 429,
464, 467, 469, 470, 473; 173/168, 169,
170, 176, 177, 178, 181, 216, 217; 310/50

(56) **References Cited**

U.S. PATENT DOCUMENTS

D173,326 S	*	10/1954	Quackenbush	D8/61
D295,601 S		5/1988	Svetlik	D8/61
D304,543 S		11/1989	Somers et al.	D8/61
4,912,349 A	*	3/1990	Chang	310/50
D322,205 S		12/1991	Liu	D8/61
D325,503 S		4/1992	Kikuchi et al.	D8/61
5,525,889 A		6/1996	Chan et al.	320/2
D391,820 S	*	3/1998	Bunyea	D8/61

6,102,134 A	*	8/2000	Alsrue	173/217
D441,267 S		5/2001	Heun	D8/61
D443,491 S		6/2001	Robson	D8/61
6,364,033 B1	*	4/2002	Hung et al.	173/217
D467,146 S	*	12/2002	Chunn et al.	D8/61
D472,439 S	*	4/2003	Chunn et al.	D8/61
D472,779 S	*	4/2003	Chunn et al.	D8/61
D476,542 S	*	7/2003	Chunn et al.	D8/61

* cited by examiner

Primary Examiner—Doris V. Coles

Assistant Examiner—Elizabeth A. Albert

(74) *Attorney, Agent, or Firm*—Andrew Y. Pang; Nexsen
Pruet Jacobs & Pollard, LLC

(57) **CLAIM**

The ornamental design for a stick drill, as shown and described.

DESCRIPTION

FIG. 1 is a front perspective view of the stick drill of the present invention;

FIG. 2 is a top view thereof;

FIG. 3 is a right side elevational view thereof;

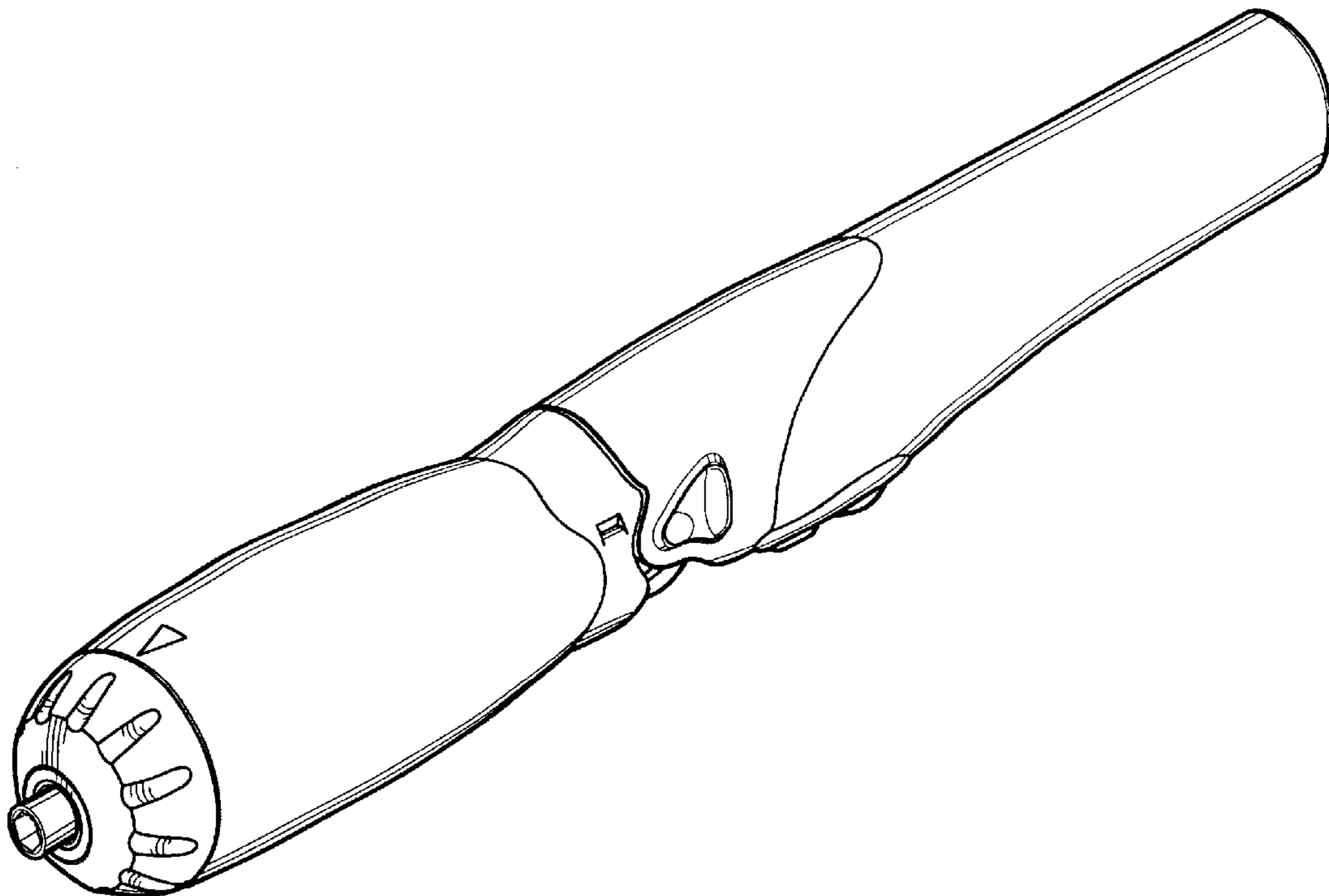
FIG. 4 is a left side elevational view thereof;

FIG. 5 is a bottom view thereof;

FIG. 6 is a front end view thereof; and,

FIG. 7 is a rear end view thereof.

1 Claim, 2 Drawing Sheets



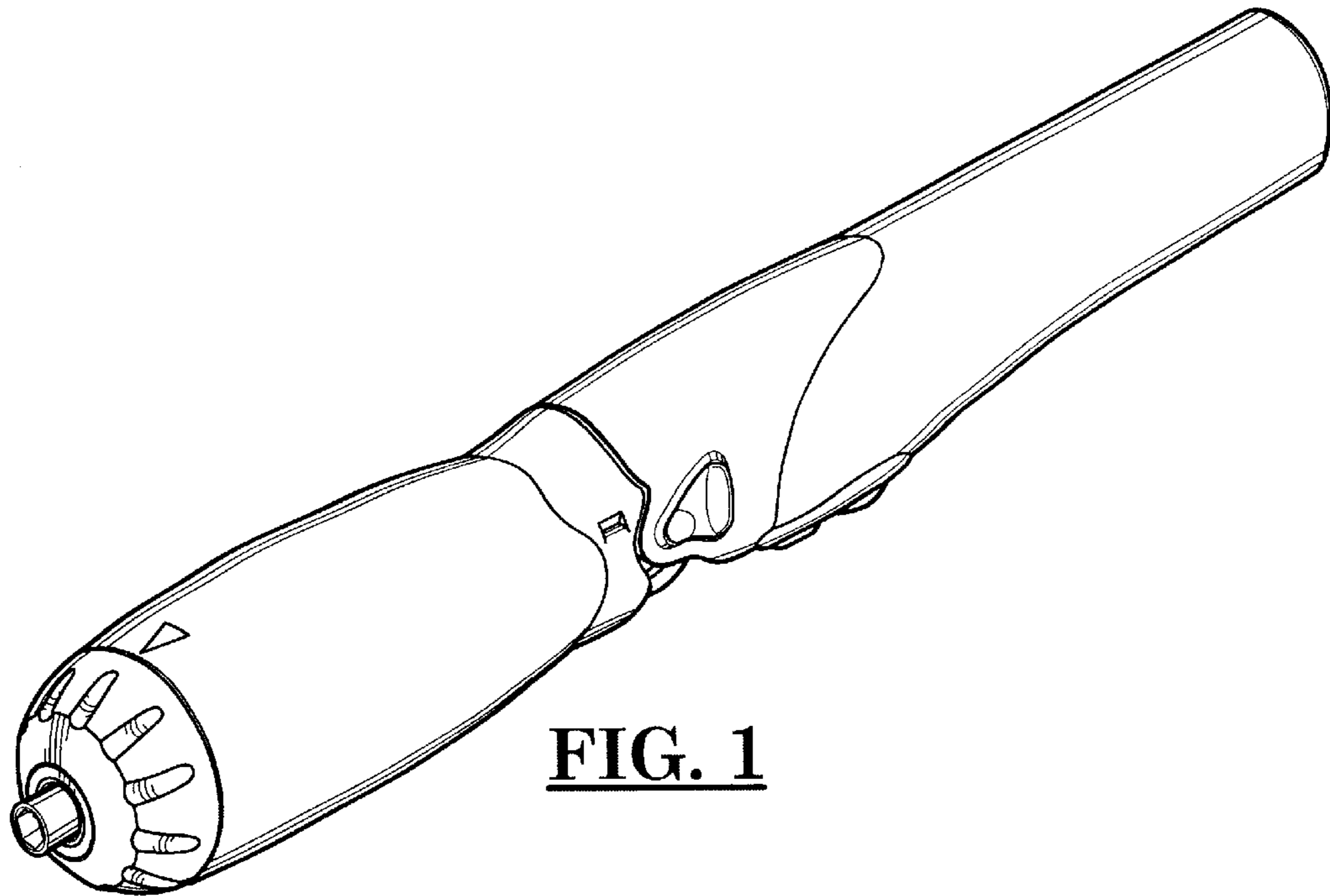


FIG. 1

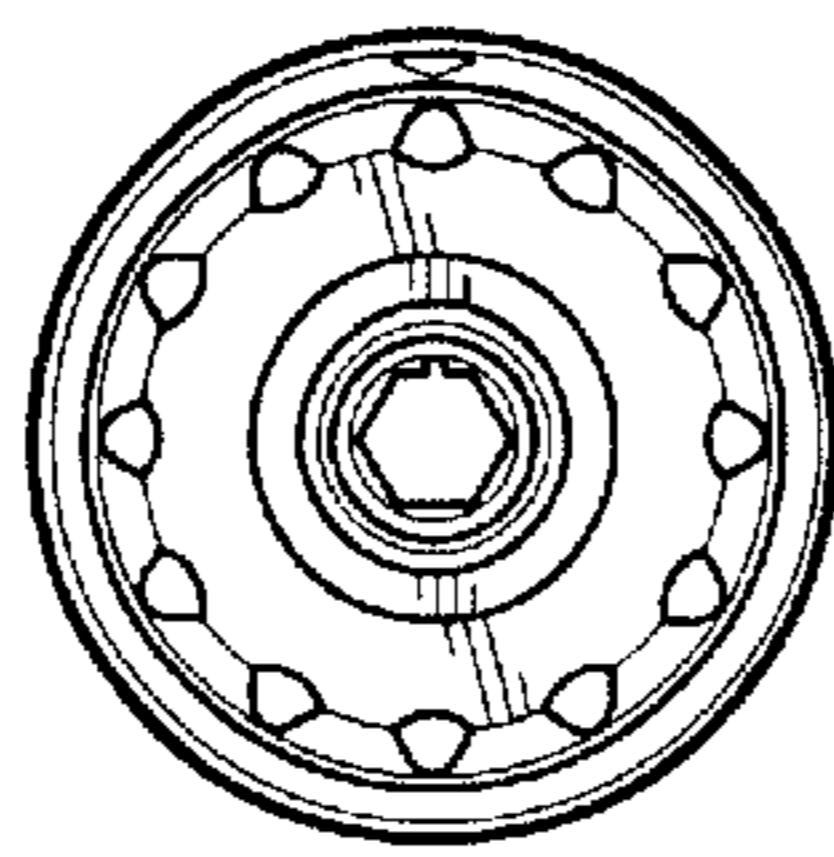


FIG. 6

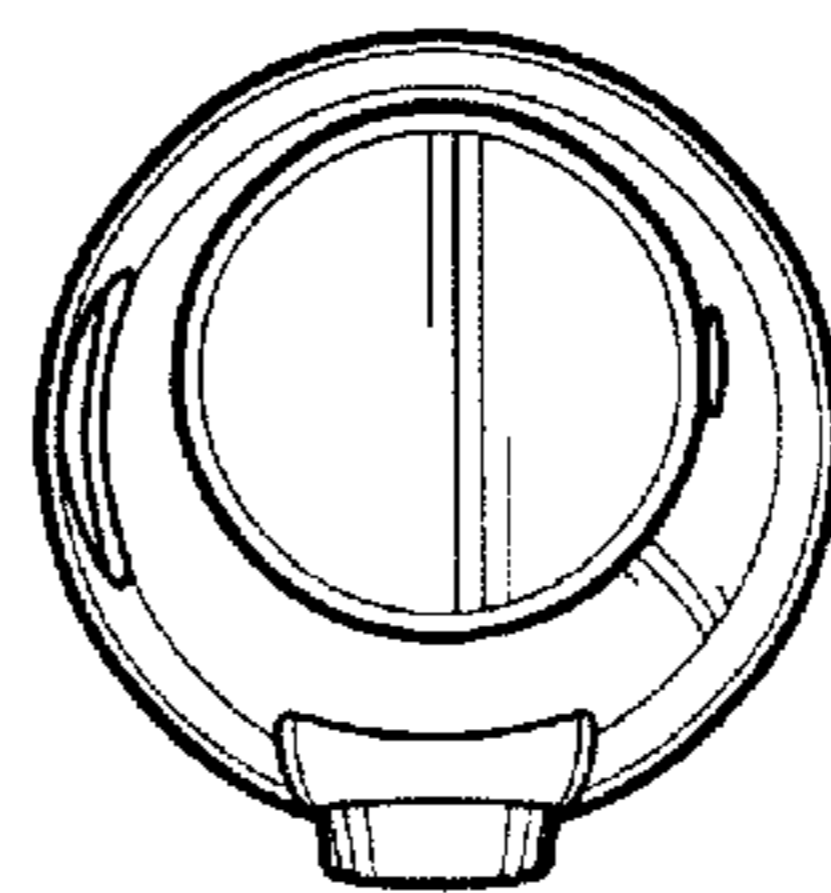


FIG. 7

FIG. 2




FIG. 3

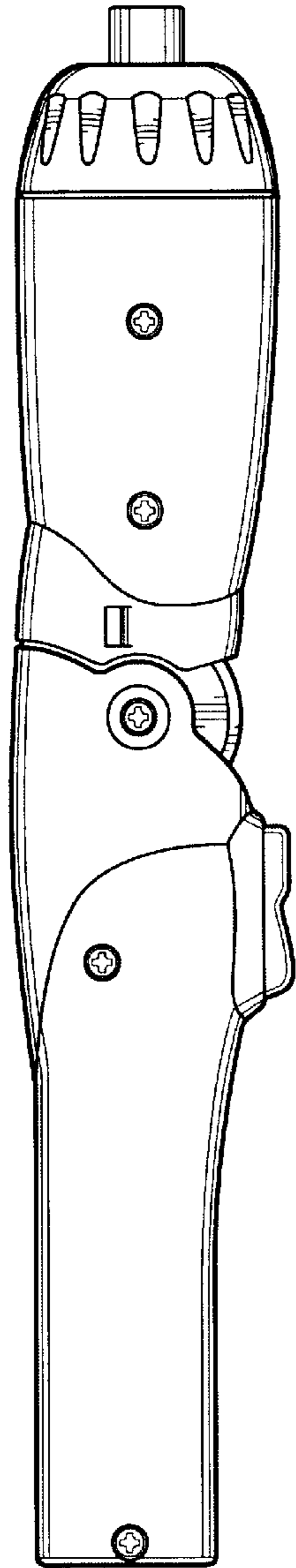


FIG. 4

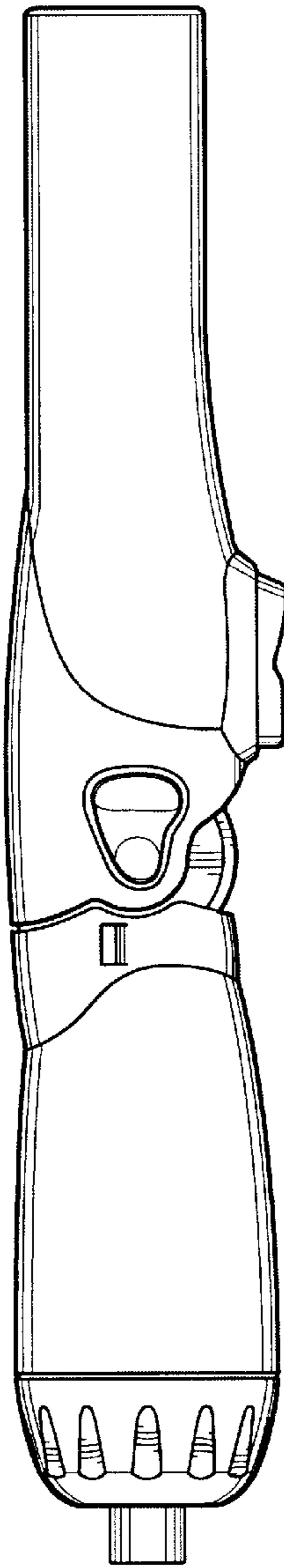


FIG. 5

