



US00D487381S

(12) **United States Design Patent**
Bates et al.

(10) **Patent No.:** **US D487,381 S**

(45) **Date of Patent:** **** Mar. 9, 2004**

(54) **DISHER**

(75) Inventors: **Roy B. Bates**, Glen Allen, VA (US);
Jason Russell Reed, Richmond, VA
(US); **Mark C. Steiner**, Richmond, VA
(US); **Larry R. Olson**, Montpelier, VA
(US)

(73) Assignee: **Hamilton Beach/Proctor-Silex, Inc.**,
Glen Allen, VA (US)

(**) Term: **14 Years**

(21) Appl. No.: **29/180,396**

(22) Filed: **Apr. 23, 2003**

(51) **LOC (7) Cl.** **07-99**

(52) **U.S. Cl.** **D7/681; D7/691**

(58) **Field of Search** D7/681-697, 395;
30/324-328; 425/276-286, 187; D8/107;
16/110.1, 430, 431

(56) **References Cited**

U.S. PATENT DOCUMENTS

961,429 A	6/1910	Clark	
1,016,711 A	2/1912	Roller	
1,109,578 A	9/1914	Gilchrist	
1,406,135 A	2/1922	Abrell	
1,728,505 A	9/1929	Palmer	
1,789,065 A	1/1931	Brezin	
1,789,588 A	* 1/1931	Jameson	425/187
1,826,818 A	10/1931	Palmer	
1,829,442 A	10/1931	Flegel	
1,903,791 A	4/1933	Myers	
2,012,637 A	8/1935	Ribley	
2,041,200 A	5/1936	Myers	
2,155,700 A	4/1939	Donahue	
D124,851 S	1/1941	Beck	
2,427,095 A	9/1947	Gordon et al.	
2,448,863 A	9/1948	Costa	
2,498,331 A	2/1950	Bloomfield	
2,797,654 A	7/1957	Gordon	
3,149,824 A	9/1964	Albano	
3,208,404 A	* 9/1965	Schlessel	425/285

D208,262 S	8/1967	Levin
4,007,527 A	2/1977	Tibbs
D263,920 S	4/1982	Usbeck
4,758,150 A	7/1988	Fanini et al.
4,859,168 A	8/1989	Calder
4,984,367 A	1/1991	Albanese
D342,648 S	12/1993	Cautereels et al.
D346,543 S	5/1994	Berti et al.
5,326,248 A	7/1994	Thuecks et al.
D355,565 S	2/1995	Burdick et al.
D361,927 S	9/1995	Chuen-Hong
D401,473 S	11/1998	Swinford et al.
D402,168 S	12/1998	Joergensen
D407,612 S	4/1999	Hansen et al.
D411,708 S	6/1999	O'Brien
D429,971 S	8/2000	Petrie et al.
D450,995 S	11/2001	Henry
D452,632 S	1/2002	Prince et al.
D452,996 S	1/2002	Prince et al.

OTHER PUBLICATIONS

Photos of Several Commercially Available Dishes.

* cited by examiner

Primary Examiner—Terry A. Wallace

(74) *Attorney, Agent, or Firm*—Akin Gump Strauss Hauer & Feld, LLP

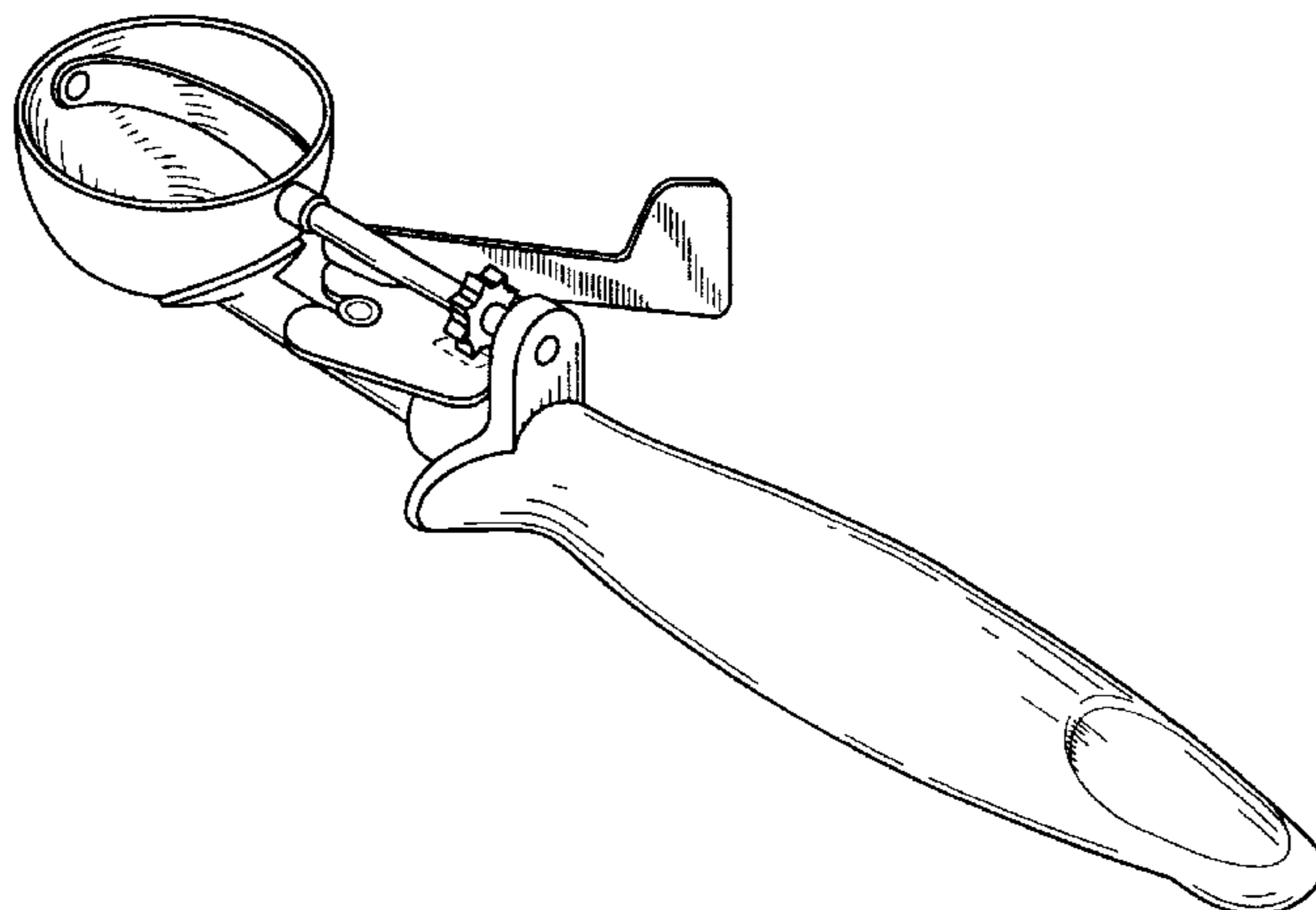
(57) **CLAIM**

The ornamental design for a disher, as shown and described.

DESCRIPTION

FIG. 1 is a top perspective view of the disher in accordance with our new design;
FIG. 2 is a top plan view thereof;
FIG. 3 is a bottom plan view thereof;
FIG. 4 is a left-side elevational view thereof;
FIG. 5 is a right-side elevational view thereof;
FIG. 6 is a rear elevational view thereof; and,
FIG. 7 is a front elevational view thereof.
The broken lines in the figures are for illustrative purposes only and form no part of the claimed design.

1 Claim, 3 Drawing Sheets



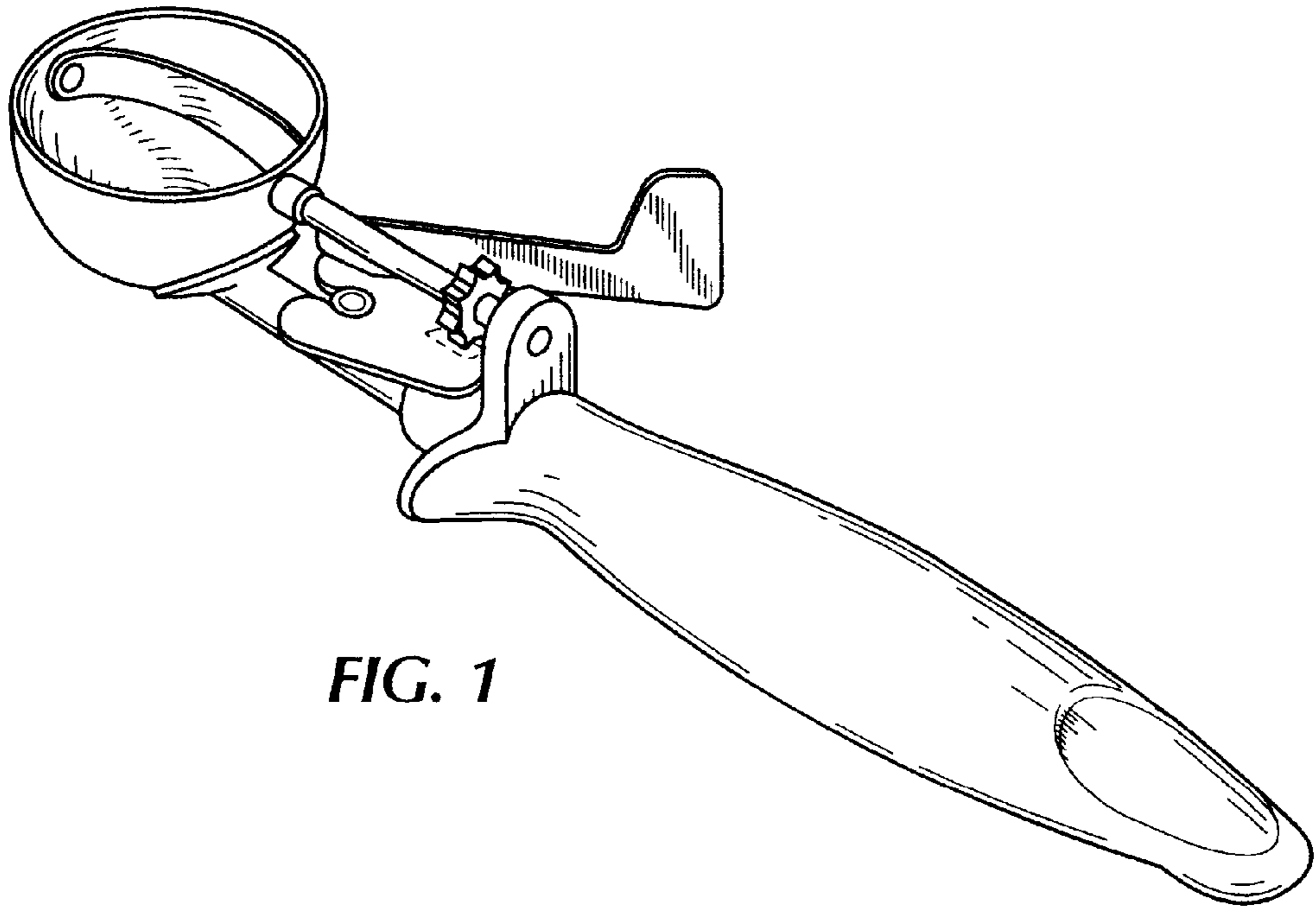


FIG. 1

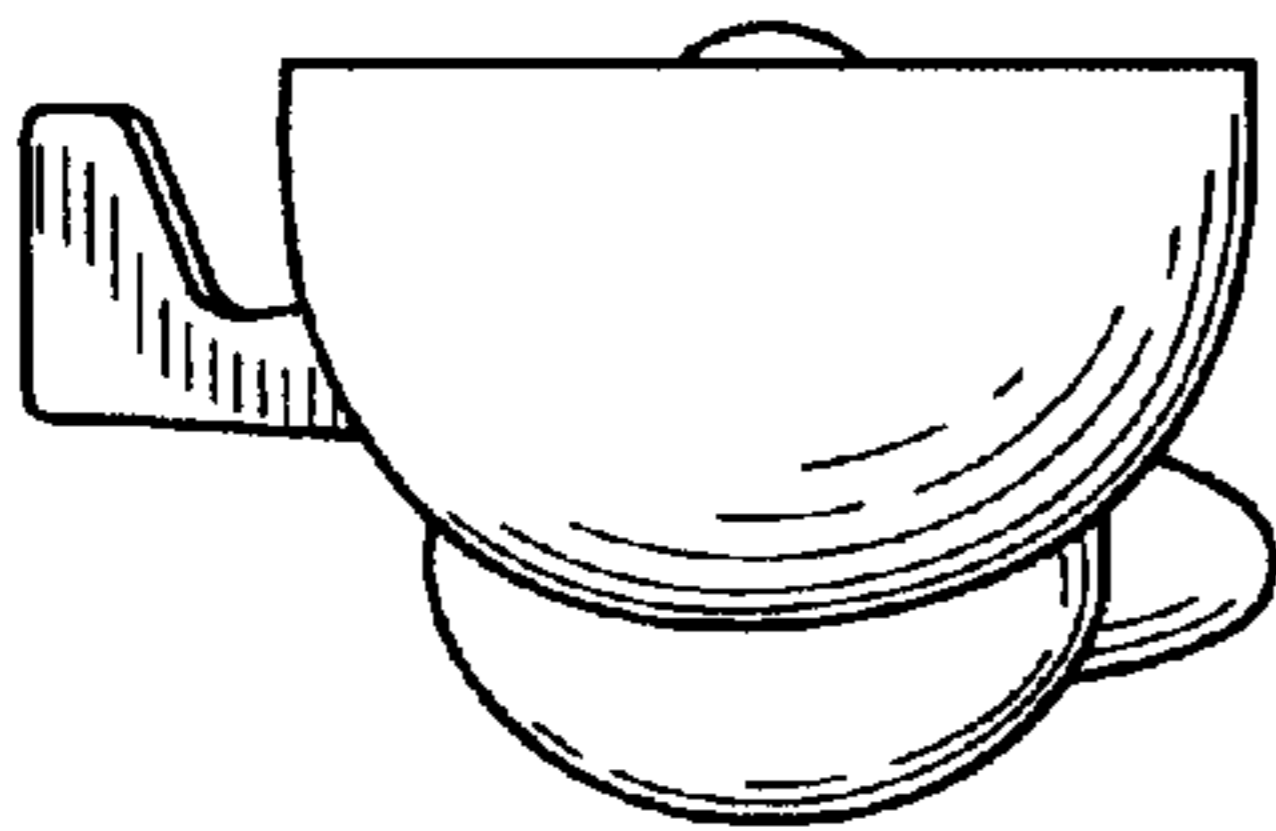


FIG. 6

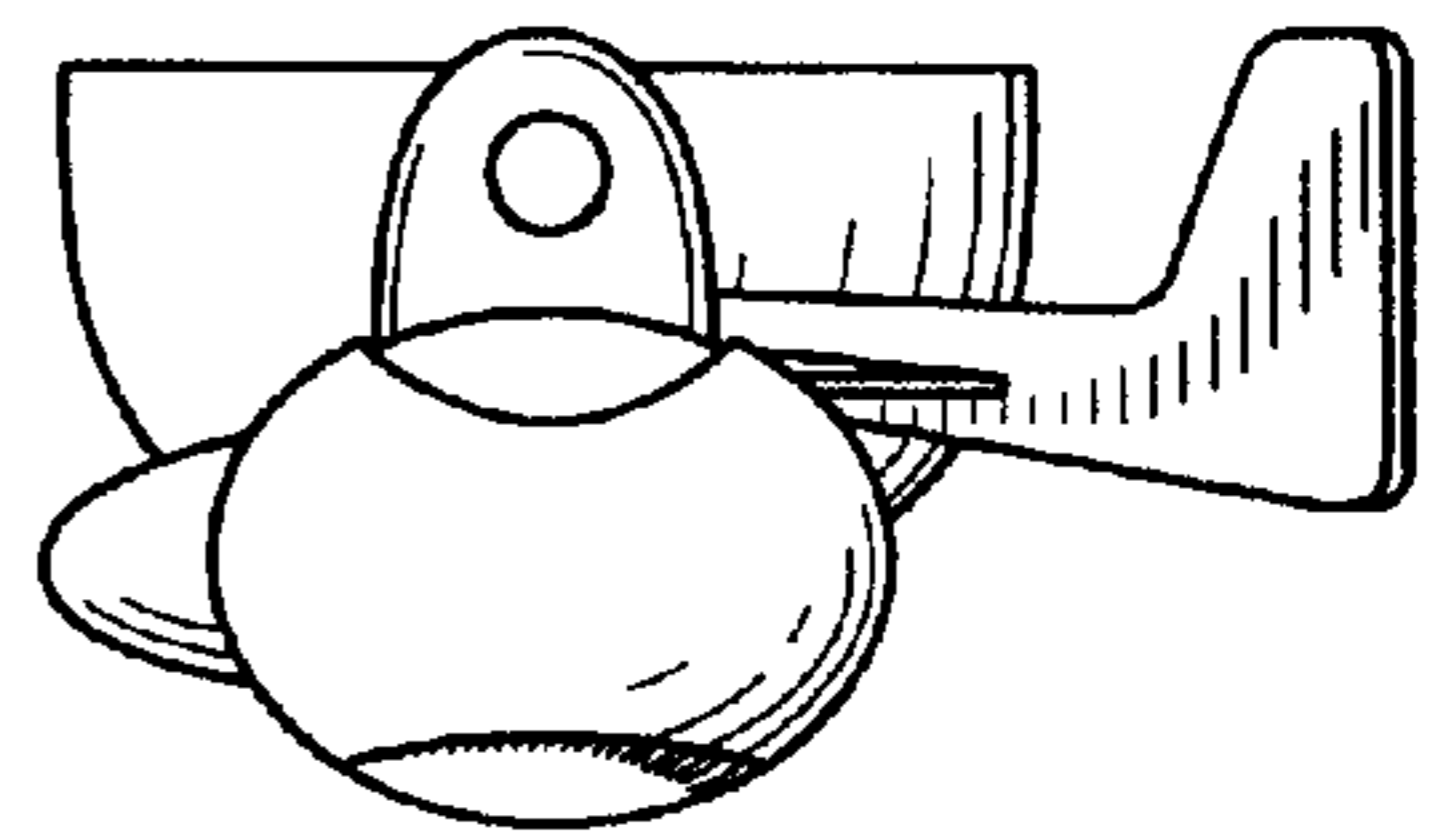


FIG. 7

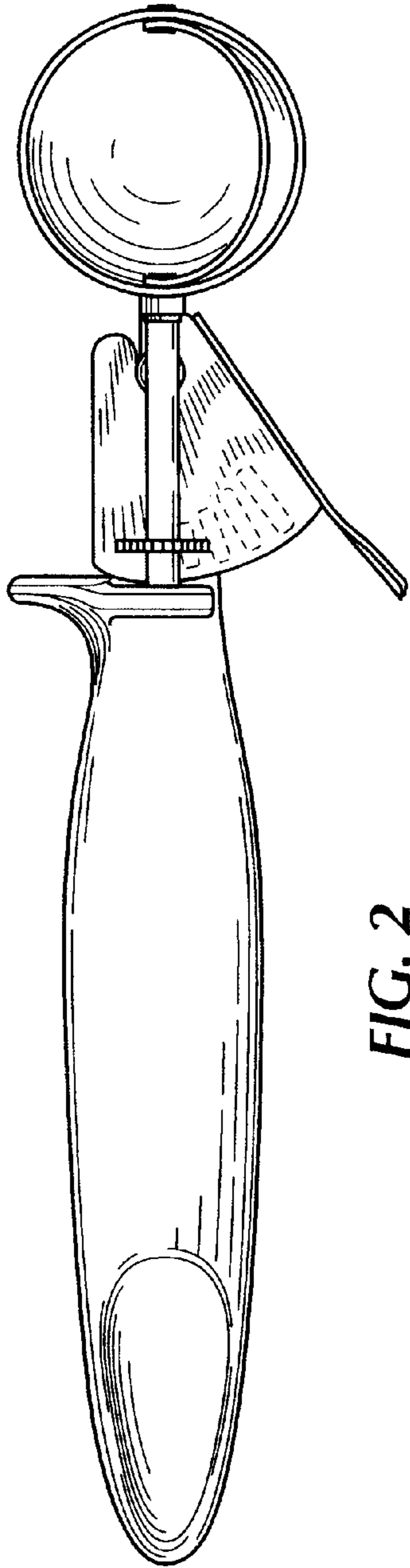


FIG. 2



FIG. 3



FIG. 4



FIG. 5