



US00D487379S

(12) **United States Design Patent**
Porsche

(10) **Patent No.:** **US D487,379 S**

(45) **Date of Patent:** **** Mar. 9, 2004**

(54) **KITCHEN KNIFE**

D470,021 S * 2/2003 Jalet D7/649

(76) **Inventor:** **Ferry A. Porsche**, Porsche Design GmbH, Flugplatzstrasse 29, 5700 Zell am See (AT)

* cited by examiner

Primary Examiner—Caron D. Veynar
(74) *Attorney, Agent, or Firm*—McNair Law Firm, PA; Cort Flint

(**) **Term:** **14 Years**

(57) **CLAIM**

(21) **Appl. No.:** **29/163,069**

The ornamental design for a kitchen knife, as shown and described.

(22) **Filed:** **Jun. 26, 2002**

(51) **LOC (7) Cl.** **07-03**

DESCRIPTION

(52) **U.S. Cl.** **D7/649**; D7/401.2

FIG. 1 is a right side perspective view illustrating my kitchen knife design in a standing position on a support surface;

(58) **Field of Search** D7/642, 645, 649, D7/650, 652, 401.2; D22/118; 30/147-150, 340, 342-345; D8/98-100, 107

FIG. 2 is a side elevation view thereof, the opposite side view is identical;

(56) **References Cited**

FIG. 3 is a top plan view of my new design; and,

U.S. PATENT DOCUMENTS

FIG. 4 is an end view of my new design.

- D181,942 S * 1/1958 Olson D7/649
- D387,959 S * 12/1997 Cousins D7/696
- D461,104 S * 8/2002 Hasegawa D7/649

The broken lines shown in FIGS. 1-4 are for illustrative purposes only and form no part of the claimed design.

1 Claim, 2 Drawing Sheets

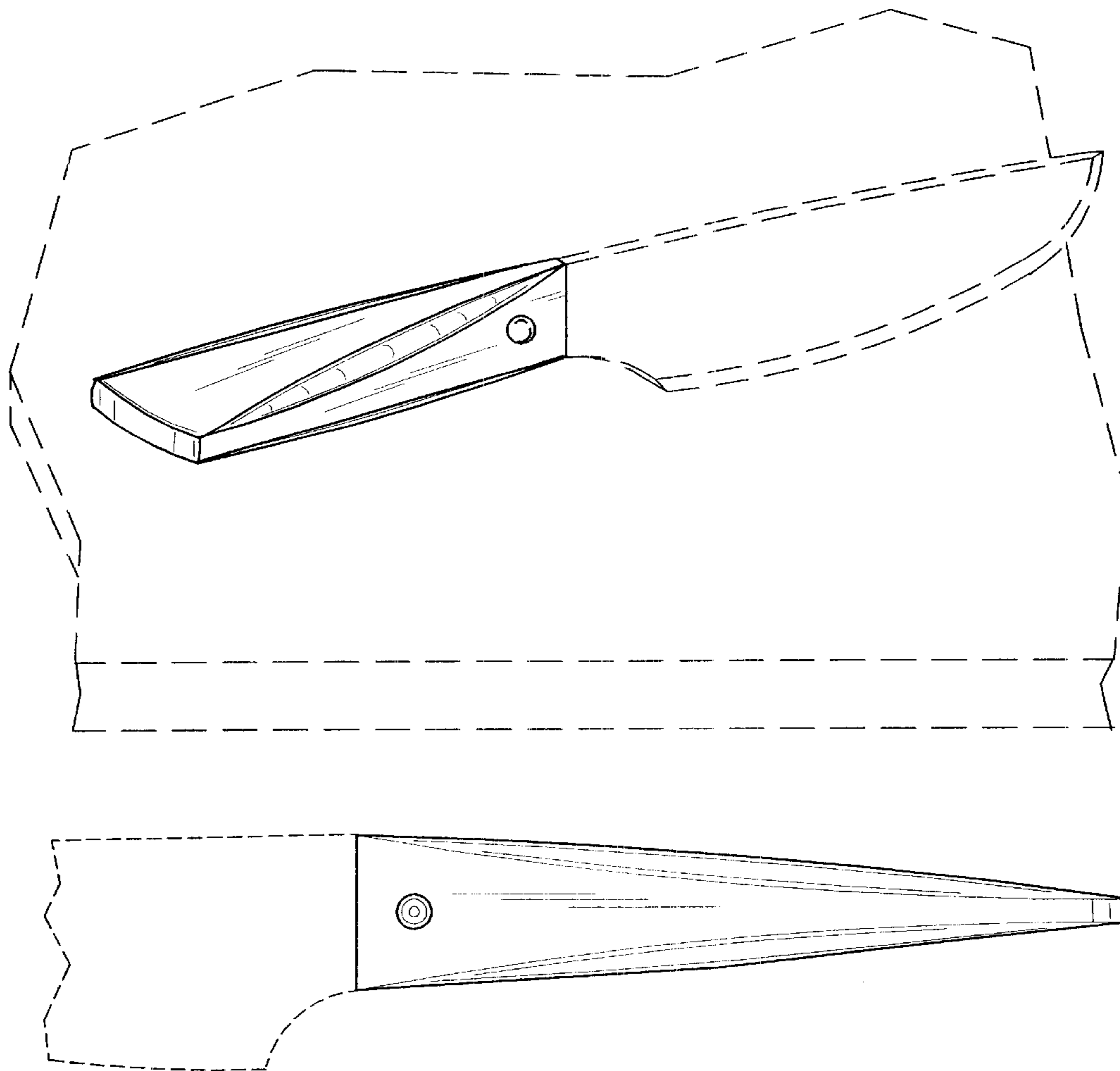


Fig. 1

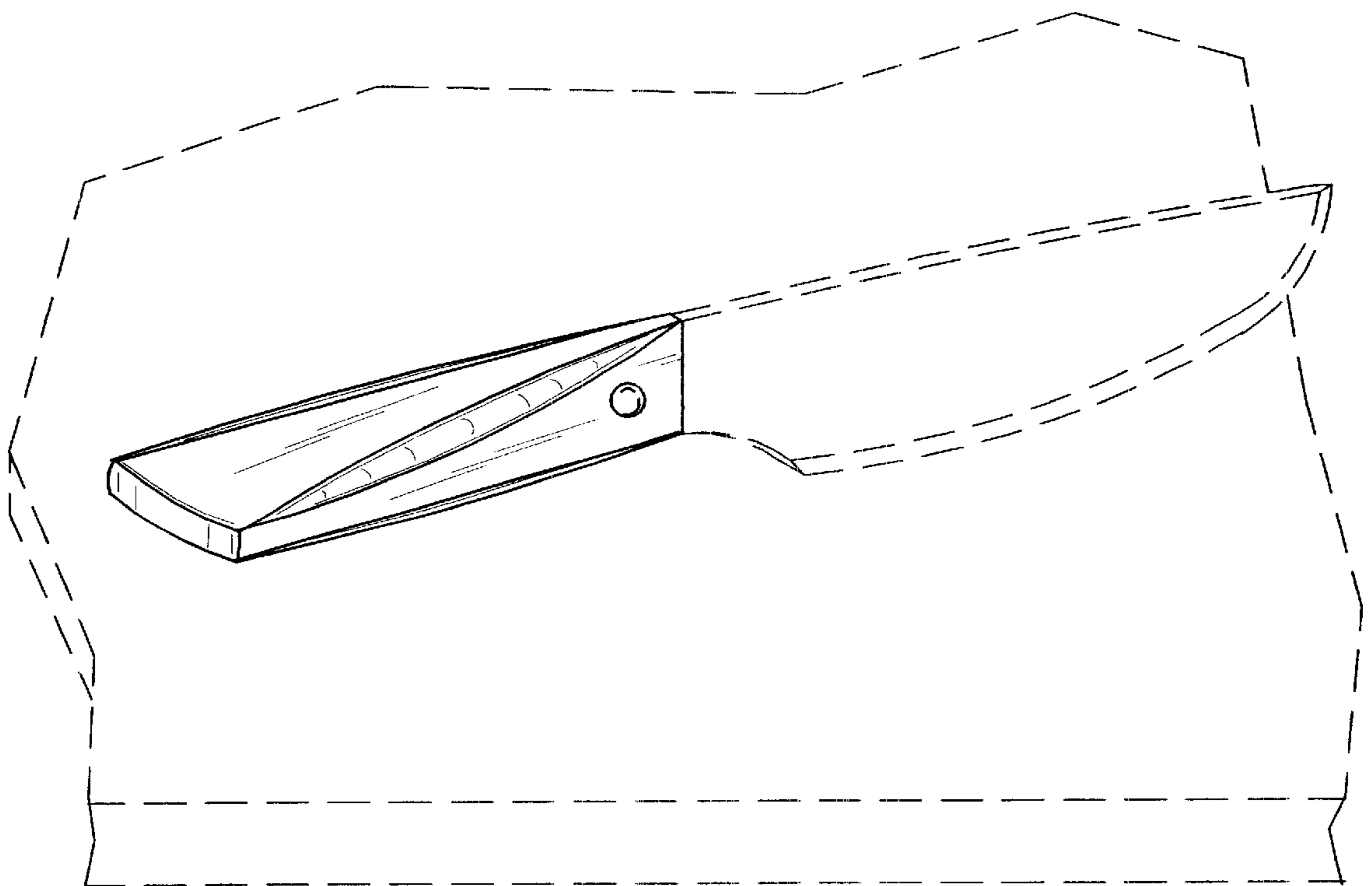


Fig. 2




Fig. 3




Fig. 4

